chanhvinh.com

559/560 Series
Fuse Blocks for TE5/TR5 Type Fuses



559 Series Holder



560 Series Holder

Product Characteristics

	559 Series (Lead Free)	560 Series
Compatible Fuses	**TR5/TE5**	**TR5/TE5**
Materials	**Holder:** Black Thermoplastic, UL94 V-0	**Holder:** Thermoplastic, UL 94 V-0
	Metal Parts: Copper alloy; solderable tinned	
Electrical Data (23°C)	**Rated Voltage:** 250V	
	Max. Current/Power: 6.3 A /1.6 W	
Mounting	PC Board, 7.18 mm pin spacing	PC Board, 5.08 mm pin spacing
Solderability	max. 260 °C, 10 s (Wave)	
Minimum Cross Section	Conducting path - 0.1 mm^2	
Unit Weight	0.63 g	0.4 g
Ambient Temperature	-40 °C to +85 °C	

Additional Information

Resources 559 Series | Accessories 559 Series | Samples 559 Series

Resources 560 Series | Accessories 560 Series | Samples 560 Series

Agency Approvals

Agency	Agency File Number	
	559 Series	560 Series
	N/A	40041024
	N/A	E14721

Ordering Information

Ordering Number	"A" Height Options	Packaging
55900000001	6.5 mm (code 0001)	1000 Pcs Bulk
55900008011	10 mm (code 8011)	100 Pcs Bulk
56000001319	3.0 mm (code 1319)	500 Pcs Bulk
56000001009	4.3 mm (code 1009)	500 Pcs Bulk
56000001019	4.3 mm (code 1019)	1000 Pcs Bulk

Dimensions (Units in mm)

559 Series

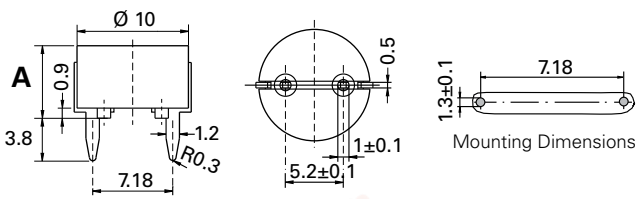

560 Series

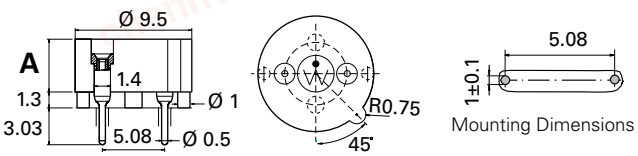

© 2021 Littelfuse, Inc.
Specifications are subject to change without notice.

chanhvinh.com

559/560 Series
Fuse Blocks for TE5/TR5 Type Fuses

Soldering Parameters - Wave Soldering

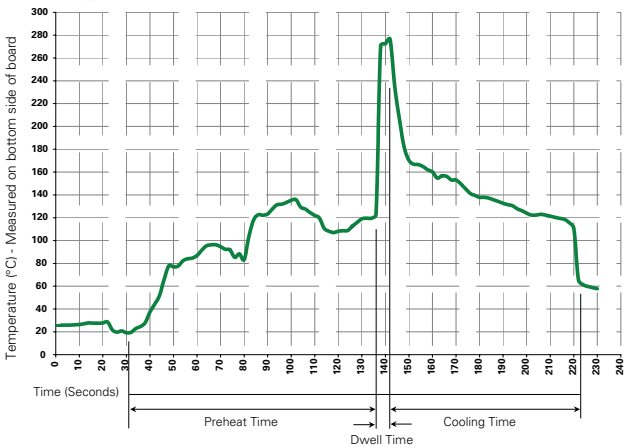

Recommended Process Parameters:

Wave Parameter	Lead-Free Recommendation
Preheat: (Depends on Flux Activation Temperature)	(Typical Industry Recommendation)
Temperature Minimum:	100° C
Temperature Maximum:	150° C
Preheat Time:	60-180 seconds
Solder Pot Temperature:	280° C Maximum
Solder Dwell Time:	2-5 seconds

Recommended Hand-Solder Parameters:

Solder Iron Temperature: 350° C +/- 5°C

Heating Time: 5 seconds max.

Note: These devices are not recommended for IR or Convection Reflow process.

Disclaimer Notice - Information furnished is believed to be accurate and reliable. However, users should independently evaluate the suitability of and test each product selected for their own applications. Littelfuse products are not designed for, and may not be used in, all applications. Read complete Disclaimer Notice at: www.littelfuse.com/disclaimer-electronics.

© 2021 Littelfuse, Inc.
Specifications are subject to change without notice.
Revised: GD. 05/17/21