chanhvinh.com

NOTES:

1. MOUNTING: Panel mounting hole .171" (4.34mm) Diameter
   Litepipe from .200" to .500" use grommet retainer RTN 150
   Litepipe from .500" to 2.00" the spring retainer RTN 250 is recommended for rigidity
2. Standoff used to adjust the height of a standard LED above the PCB to maintain a maximum .050" clearance between Litepipe and LED.
3. U.S.& Foreign Pat Issued & Pend.

REVISIONS				
ECN #	REV	DESCRIPTION	DATE	INITIALS
	N/A	INITIAL RELEASE	8/25/98	JS
	1	UPDATE DWG FORMAT	12/15/08	JG
	2	REVISE .170" DIMENSION TOLERANCES	3/11/09	AZ
	001	REVISED PER ECR111009AZ01	4/23/10	KH

RETAINERS
(ORDER SEPERATELY)

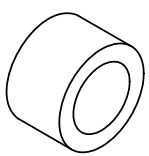

RTN 150

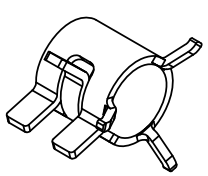

RTN 250

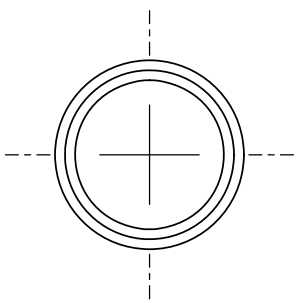

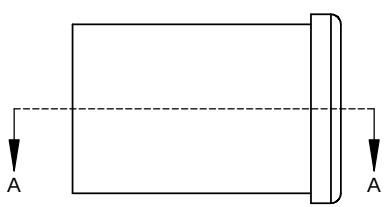

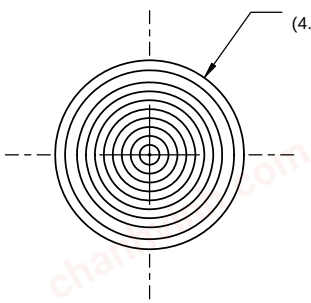

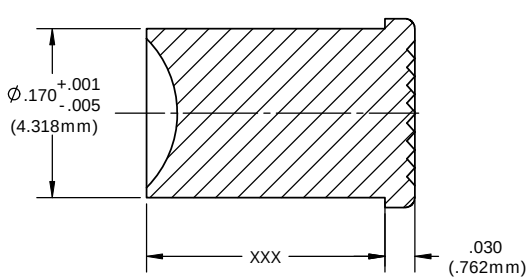

SECTION A-A



ORDERING CODE: **LPC XXX CTP**

LENGTH CODE (Min 020=.200" / Max 200=2.000")								
020	038	056	074	092	112	135	157	180
022	040	058	076	094	115	137	160	182
024	042	060	078	096	117	140	162	185
026	044	062	080	098	120	142	165	187
028	046	064	082	100	122	145	167	190
030	048	066	084	102	125	147	170	192
032	050	068	086	105	127	150	172	195
034	052	070	088	107	130	152	175	197
036	054	072	090	110	132	155	177	200

SPECIAL LENGTHS UPON REQUESTS

COLOR	
CTP	CLEAR

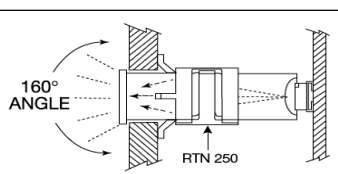

UNLESS OTHERWISE SPECIFIED DIMENSIONS ARE IN INCHES:
ANGLES ±1° DECIMALS .X ±.020 .XX ±.010 .XXX ±.005
FINISH
BREAK ALL CORNERS AND SHARP EDGES .020 MAX
THIRD ANGLE PROJECTION
PROPRIETARY AND CONFIDENTIAL
THE INFORMATION CONTAINED IN THIS DRAWING IS THE SOLE PROPERTY OF VISUAL COMMUNICATIONS COMPANY, INC. ANY REPRODUCTION IN PART OR AS A WHOLE WITHOUT THE WRITTEN PERMISSION OF VISUAL COMMUNICATIONS COMPANY, INC IS PROHIBITED.

MATERIAL
ACRYLIC (OPTICAL GRADE)
UL 94-HB

FINISH
SEE NOTES

APPROVAL	DATE
DRAWN K.Howard	4/23/10
CHECKED DPZ	5/4/10

DO NOT SCALE DRAWING

VISUAL COMMUNICATIONS COMPANY, INC.
190 Bosstick Boulevard, Suite101 San Marcos, CA 92069 USA
Phone (760) 560-1300 Fax (760) 560-1301 email vccsales@vcclite.com

TITLE:
CLIPLITE 4MM LITEPIPE VERTICAL

SIZE	DWG. NO.	REV
B	LPC XXX CTP	001

SCALE: 8:1 SHEET 1 OF 1