chanhvinh.com

5-1415899-4 ✔ ACTIVE

SCHRACK | SCHRACK Power PCB Relay RZ

TE Internal #: 5-1415899-4

Power Relays, Standard, Monostable, DC, 400 mW Coil Power Rating DC, 360 Ω Coil Resistance, UL Coil Insulation Class F, SCHRACK Power PCB Relay RZ

View on TE.com >

Relays, Contactors & Switches > Relays > Power Relays > PCB Power Relay: 12-16 Amp, Monostable



Power Relay Type: **Standard**

Coil Magnetic System: **Monostable, DC**

Coil Power Rating Class: **300 – 400 mW**

Coil Power Rating DC: **400 mW**

Coil Resistance: **360 Ω**

All PCB Power Relay: 12-16 Amp, Monostable (86)

Features

Product Type Features

Power Relay Type	Standard

Electrical Characteristics

Insulation Initial Dielectric Between Coil & Contact Class	4000 – 5000 V
Insulation Initial Dielectric Between Open Contacts	1000 Vrms
Contact Limiting Making Current	30 A
Insulation Creepage Class	8 mm
Contact Limiting Continuous Current	16 A
Insulation Initial Dielectric Between Contacts & Coil	5000 Vrms
Insulation Creepage Between Contact & Coil	10 mm[.394 in]
Contact Limiting Breaking Current	16 A
Coil Magnetic System	Monostable, DC
Coil Power Rating Class	300 – 400 mW
Coil Power Rating DC	400 mW
Coil Resistance	360 Ω
Coil Special Features	UL Coil Insulation Class F
Coil Voltage Rating	12 VDC
Contact Switching Voltage (Max)	400 VAC

chanhvinh.com

5-1415899-4

Power Relays, Standard, Monostable, DC, 400 mW Coil Power Rating DC, 360 Ω Coil Resistance, UL Coil Insulation Class F, SCHRACK Power PCB Relay RZ

Contact Voltage Rating	250 VAC

Body Features

Insulation Special Features	Tracking Index of Relay Base PTI250
Product Weight	10 g[.353 oz]

Contact Features

Contact Arrangement	1 Form C (CO)
Contact Current Class	10 – 20 A, 16 A
Contact Current Rating (Max)	16 A
Contact Material	AgSnO2
Contact Number of Poles	1
Relay Terminal Type	PCB-THT

Mechanical Attachment

Relay Mounting Type	Printed Circuit Board

Dimensions

Length Class (Mechanical)	25 – 30 mm
Insulation Clearance Class	8 mm
Height Class (Mechanical)	15 – 16 mm
Insulation Clearance Between Contact & Coil	10 mm[.394 in]
Width Class (Mechanical)	12 – 16 mm
Product Width	12.7 mm[.5 in]
Product Length	29 mm[1.142 in]
Product Height	15.7 mm[.618 in]

Usage Conditions

Environmental Ambient Temperature (Max)	85 °C[185 °F]

Packaging Features

Packaging Method	Carton, Tube

Product Compliance

For compliance documentation, visit the product page on TE.com>

EU RoHS Directive 2011/65/EU	Compliant
EU ELV Directive 2000/53/EC	Compliant
China RoHS 2 Directive MIIT Order No 32, 2016	No Restricted Materials Above Threshold

chanhvinh.com

5-1415899-4

Power Relays, Standard, Monostable, DC, 400 mW Coil Power Rating DC, 360 Ω Coil Resistance, UL Coil Insulation Class F, SCHRACK Power PCB Relay RZ

EU REACH Regulation (EC) No. 1907/2006	Current ECHA Candidate List: JAN 2023 (233) Candidate List Declared Against: JAN 2023 (233) Does not contain REACH SVHC
Halogen Content	Not Low Halogen - contains Br or Cl > 900 ppm.
Solder Process Capability	Wave solder capable to 265°C

Product Compliance Disclaimer

This information is provided based on reasonable inquiry of our suppliers and represents our current actual knowledge based on the information they provided. This information is subject to change. The part numbers that TE has identified as EU RoHS compliant have a maximum concentration of 0.1% by weight in homogenous materials for lead, hexavalent chromium, mercury, PBB, PBDE, DBP, BBP, DEHP, DIBP, and 0.01% for cadmium, or qualify for an exemption to these limits as defined in the Annexes of Directive 2011/65/EU (RoHS2). Finished electrical and electronic equipment products will be CE marked as required by Directive 2011/65/EU. Components may not be CE marked. Additionally, the part numbers that TE has identified as EU ELV compliant have a maximum concentration of 0.1% by weight in homogenous materials for lead, hexavalent chromium, and mercury, and 0.01% for cadmium, or qualify for an exemption to these limits as defined in the Annexes of Directive 2000/53/EC (ELV). Regarding the REACH Regulation, the information TE provides on SVHC in articles for this part number is based on the latest European Chemicals Agency (ECHA) 'Guidance on requirements for substances in articles' posted at this URL: https://echa.europa.eu/guidance-documents/guidance-on-reach

Compatible Parts



TE Part # 4-2158000-8
RZ03-1C3-D012-R

Also in the Series | SCHRACK Power PCB Relay RZ



Power Relays(103)

Customers Also Bought

chanhvinh.com

5-1415899-4

Power Relays, Standard, Monostable, DC, 400 mW Coil Power Rating DC, 360 Ω Coil Resistance, UL Coil Insulation Class F, SCHRACK Power PCB Relay RZ



TE Part #9-2176070-3
3521 68K 1% 2W

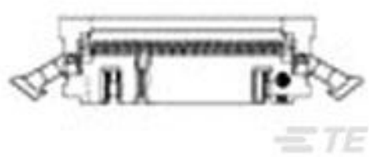

TE Part #1-111506-8
016 UNIV I/O 30DP SLOT LTCH



TE Part #1571563-4
FSM4JSMAATR=TACTSWITCH,SMT, T&R



TE Part #1-1571999-6
ADP0604=PIANO DIP SWITCH



TE Part #3-2176230-4
3522 470R 5% 3W



TE Part #5-2176331-3
CRGP 2512 220K 1%



TE Part #111547-3
016 UNIV I/O STRAIN RELIEF



TE Part #6-2176421-4
TLRP 2512 2.0W R068 1% 50PPM 4K RL

Documents

CAD Files

Customer View Model

ENG_CVM_CVM_5-1415899-4_C.3d_igs.zip

English

Customer View Model

ENG_CVM_CVM_5-1415899-4_C.3d_stp.zip

English

Customer View Model

ENG_CVM_CVM_5-1415899-4_C.2d_dxf.zip

English

3D PDF

3D

By downloading the CAD file I accept and agree to the Terms and Conditions of use.

Datasheets & Catalog Pages

Lighting Relays Guide

English

Power PCB Relay RZ Datasheet

English

Schrack Power PCB Relay RZ Series flyer

English

Schrack Power PCB Relay RZ Series flyer

Schrack Power PCB Relay RZ Series flyer (Chinese)

Product Specifications

Definitions General Purpose Relays

chanhvinh.com

English

Agency Approvals

VDE Certificate

English