chanhvinh.com



LG Quick-Release Pins

Single acting pins

- **Positive locking**
- **Push button to release**
- **Hardened and ground for strength and precision**

Material and Finish

Body: Hardened stainless steel
Handle: Aluminum, black anodized or stainless steel passivated

Notes

Southco is a QSLM certified manufacturer of quick-release pins. The *LOCKWELL®* Quick-Release Pins on this page can be manufactured to the specification of NAS 1333 thru NAS 1346 and MS 17984 thru MS 17987. Parts ordered to MS and NAS specification are certified to NAS 1332 and NASM 23460.

Additional pin configurations and sizes, including metric pins are available on request.

Handles - Aluminum

Style BA

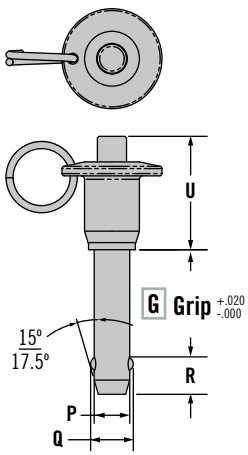

Style T

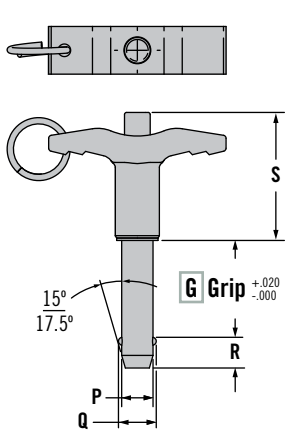

Style L

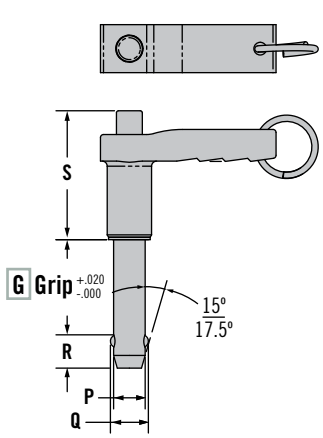

Handles - Stainless steel

Style B

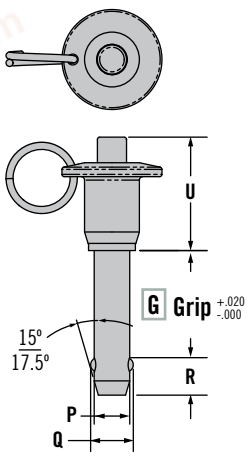

Style R

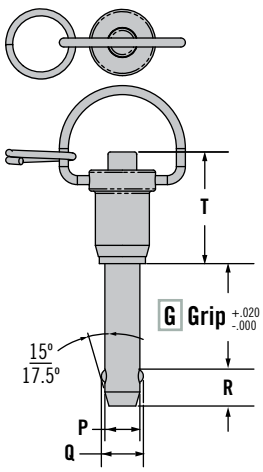

Style Y

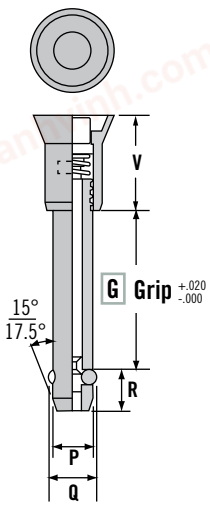

chanhvinh.com

Nominal Pin Diameter	D Pin Size	Min. Tension Load Capabilities		Calculated Double Shear Strength	Ø Install Hole	
		2-Ball Construction	4-Ball Construction		Min.	Max.
3/16	3	200 lbf	260 lbf	5150 lbf	.190	.194
1/4	4	230 lbf	290 lbf	9200 lbf	.250	.254
5/16	5	510 lbf	630 lbf	14400 lbf	.3125	.3165
3/8	6	575 lbf	740 lbf	20600 lbf	.375	.379
7/16	7	710 lbf	920 lbf	28000 lbf	.4375	.4425
1/2	8	1160 lbf	1500 lbf	36800 lbf	.500	.505
9/16	9	1420 lbf	1840 lbf	46000 lbf	.5625	.5675
5/8	10	2070 lbf	2690 lbf	57500 lbf	.625	.630
3/4	12	2950 lbf	3835 lbf	82500 lbf	.750	.757
7/8	14	3900 lbf	5070 lbf	112500 lbf	.875	.882
1	16	5480 lbf	7120 lbf	147000 lbf	1.000	1.010

Nominal Pin Diameter	D Pin Size	Dimensions						
		P +0 -.0015	Q ±.005	R	S Max.	T Max.	U Max.	V Max.
3/16	3	.1885	.220	.260	1.270	.730	.830	.890
1/4	4	.2485	.289	.290	1.270	.780	.890	.950
5/16	5	.3110	.375	.330	1.270	.830	.930	.990
3/8	6	.3735	.440	.365	1.450	.940	1.040	1.090
7/16	7	.4360	.509	.380	1.470	.980	1.160	1.220
1/2	8	.4985	.594	.460	1.600	1.140	1.190	1.250
9/16	9	.5610	.666	.510	1.600	1.140	1.410	1.470
5/8	10	.6235	.750	.580	1.700	1.400	1.500	1.560
3/4	12	.7485	.887	.670	1.720	1.625	1.680	1.740
7/8	14	.8735	1.046	.760	2.170	1.875	1.985	2.045
1	16	.9985	1.219	.890	2.170	2.000	2.140	2.200

Part Number Selection

Example: LG-4CBA1000F
1/4 inch diameter, aluminum button handle, 1 inch grip length, 4-ball construction

LG - D C H G F

D Pin size
(see table)

H Handle style
BA Aluminum button style
T T-Handle style
L L-Handle style
B Stainless steel button style
R Ring style
Y Recessed button style

F Retention
F 4-Ball construction
Omit for standard 2-ball construction

G Grip length
Thousandth inch increments
Example: 1.000 inch grip length,
G = 1000

Dimensions in inches unless otherwise stated

chanhvinh.com



LH Quick-Release Pins

Double acting pins

- **Positive locking**
- **Push or pull handle to release for fast removal**
- **Drive out options allows removal under shear load**

Material and Finish

Hardened stainless steel

Notes

Southco is a QSLM certified manufacturer of quick-release pins. The *LOCKWELL®* Quick-Release Pins on this page can be manufactured to the specification of NAS 1353 thru NAS 1366 and MS 17988 thru MS 17990. Parts ordered to MS and NAS specification are certified to NAS 1332 and NASM 23460.

Additional pin configurations and sizes, including metric pins are available on request.

Style R

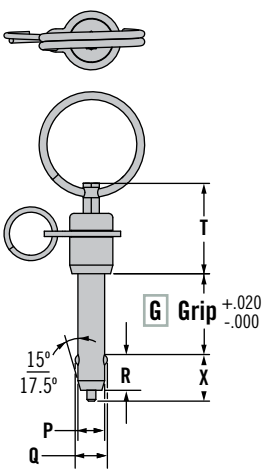

Style L

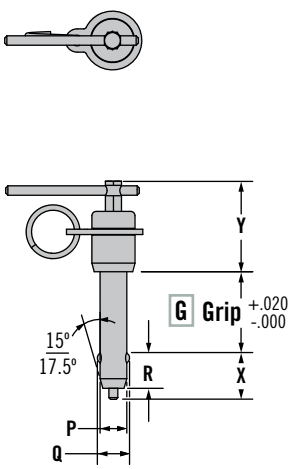

Style T

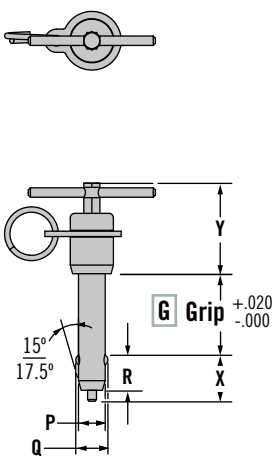

Nominal Pin Diameter	D Pin Size	Dimensions					
		P +0 -.0015	Q ±.005	R Max.	T Min.	X Max. Drive Out Only	Y Max.
3/16	3	.1885	.220	.410	.935	.50	1.030
1/4	4	.2485	.289	.410	.935	.50	1.030
5/16	5	.3110	.375	.440	.935	.55	1.030
3/8	6	.3735	.440	.510	1.000	.64	1.090
7/16	7	.4360	.509	.510	1.000	.64	1.090
1/2	8	.4985	.594	.590	1.070	.75	1.270
9/16	9	.5610	.666	.660	1.070	.82	1.270
5/8	10	.6235	.750	.750	1.250	.93	1.465
3/4	12	.7485	.887	.790	1.250	.97	1.465
7/8	14	.8735	1.046	.950	1.500	1.18	1.640
1	16	.9985	1.219	1.100	1.700	1.35	1.830

Part Number Selection

Example: LH-4CR1000F
1/4 inch diameter, ring style handle, 1 inch grip length, 4-ball construction

LH - D C H G X F

D Pin size
(see table)

H Handle style
R Ring style
L L-handle style
T T-handle style

G Grip length
Thousandth inch increments
Example: 1.000 inch grip length, G = 1000

X Drive out
D Drive out
Omit for standard non drive out construction

F Retention
F 4-Ball construction
Omit for standard 2-ball construction

Dimensions in inches unless otherwise stated

chanhvinh.com

LA/LJ Quick-Release Pins

Precision detent pins



Style R

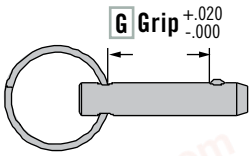

Style W

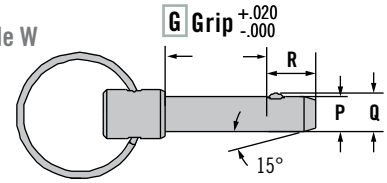

Style L

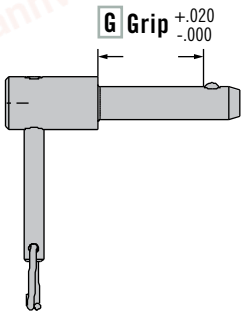

Style T

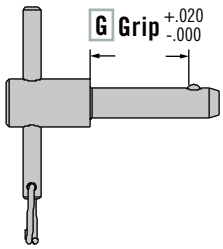

- **Spring-loaded ball detent**
- **Hardened and ground for strength and precision**
- **Push to install, pull to remove**

Material and Finish

Hardened stainless steel

Notes

*Shear values based on 60% of ultimate tensile strength of material

Additional pin configurations and sizes, including metric pins are available on request.

Nominal Pin Diameter	D Pin Size	Dimensions			Calculated Double Shear* (lbf)
		P +0 -.0015	Q±.010	R Max.	
3/16	3	.1885	.213	.219	5280
1/4	4	.2485	.280	.282	9200
5/16	5	.3110	.350	.343	14440
3/8	6	.3735	.421	.391	20860
7/16	7	.4360	.491	.436	28460
1/2	8	.4985	.562	.500	37240
9/16	9	.5610	.631	.562	47200
5/8	10	.6235	.702	.624	58340
3/4	12	.7485	.843	.718	84140
7/8	14	.8735	.983	.843	114660
1	16	.9985	1.124	.968	149900

Part Number Selection

Example: LA-8CR1000
1/2 inch diameter, ring style handle,
1 inch grip length, single ball detent

L S - D C H G

S Style
A Single ball detent pin
J Two ball detent pin

D Pin size
(see table)
(size 3 is not available for LJ series pins)

G Grip length
Thousandth inch increments
Example: 1.000 inch grip length, G = 1000

H Handle style
R Ring handle style
W Ring handle with shoulder
L L-handle style
T T-handle style

southco®
CONNECT · CREATE · INNOVATE

Dimensions in inches unless otherwise stated

INFO CLIC www.southco.com/LA

chanhvinh.com



LR Quick-Release Pins

Detent pins

- **Spring-loaded ball detent**
- **Corrosion resistant 300 series stainless steel**
- **Push to install, pull to remove**

Material and Finish

300 Series stainless steel

Notes

*Shear values based on 60% of ultimate tensile strength of material

Additional pin configurations and sizes, including metric pins are available on request.

Handles

Style N

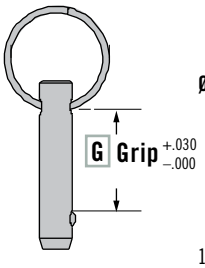

Style X

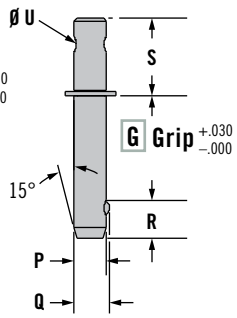

Style R

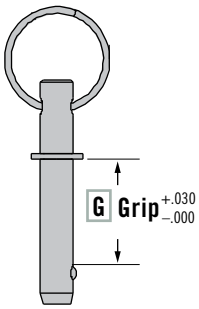

Style L

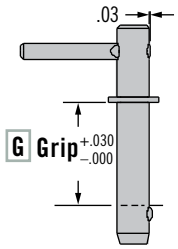

Style T

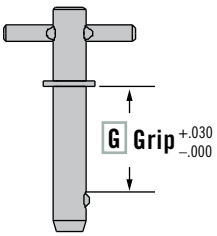

Nominal Pin Diameter	D Pin Size	Dimensions					Calculated Double Shear* (lbf)
		P +0 -.003	Q ±.010	R Max.	S	ø U	
3/16	3	.188	.200	.200	.750	.096	2560
1/4	4	.250	.286	.312	.750	.128	4600
5/16	5	.313	.358	.375	.750	.159	7220
3/8	6	.375	.426	.500	.750	.159	10440
7/16	7	.438	.496	.562	1.000	.159	14240
1/2	8	.500	.570	.625	1.062	.191	18620
9/16	9	.563	.642	.687	1.062	.191	23600
5/8	10	.625	.710	.750	1.125	.253	29180
3/4	12	.750	.856	.937	1.375	.253	42080
7/8	14	.875	.996	1.000	1.500	.379	57340
1	16	1.000	1.140	1.250	1.500	.379	74940

Part Number Selection

Example: LR-5DX1000
5/16 inch diameter, plain style shouldered handle, 1 inch grip length

LR - D D H G

D Pin size
(see table)

H Handle style
- **X** Plain style shouldered
- **L** L-handle style
- **T** T-handle style
- **R** Ring handle with shoulder
- **N** Ring handle

G Grip length
Thousandth inch increments
Example: 1.000 inch grip length, G = 1000

INFO CLIC www.southco.com/LR

Dimensions in inches unless otherwise stated

southco® CONNECT · CREATE · INNOVATE

chanhvinh.com

LW Receptacle Assemblies



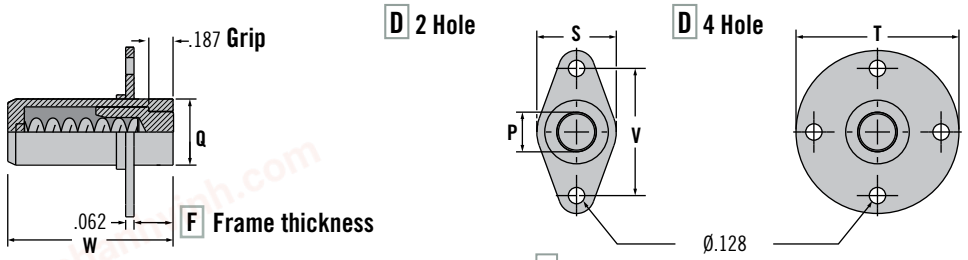

LW - 1981 - D C B - F

B Base
1 2 hole
2 4 hole

F Frame thickness - in thousands of an inch
(.032 to .500 inch standard, example inch 048 = .048 inch)

Nominal Receptacle Inside Diameter	D Size	Dimensions					
		Ø P +.001 -.000	Ø Q +.001 -.004	S	Ø T	V	W
3/16	3	.190	.375	.625	1.281	1.000	1.25
1/4	4	.250	.375	.625	1.281	1.000	1.25
5/16	5	.312	.500	.625	1.281	1.000	1.25
3/8	6	.375	.625	.750	1.406	1.125	1.31

- **Provides secure engagement in thin or soft materials**
- **Spring-loaded for assisted pin removal**
- **Provides dust / weather seal**

Material and Finish

Stainless steel

Part Number Selection

Example: LW-1981-3C1-250
Receptacle, Ø 3/16 inch, 2 hole mount, .250 inch frame thickness

Other options available. For complete details on variety, part numbers, installation and specification, go to
www.southco.com/LW

LW Lanyard Assemblies



Lanyard with tab

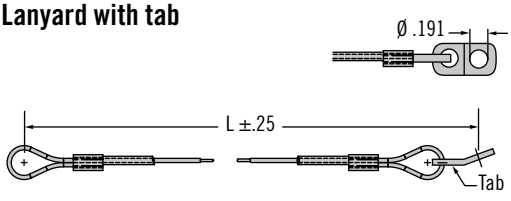

Lanyard no tab

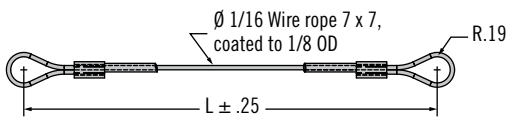

LW - 10 S - F - L - L

S Style
23 With tab
36 No tab

F Finish
1 Green
2 Red
3 Black
4 Clear
5 Bare

L Length
(Part inches .99 inch max.)

L Length
(Full inches 4 inch min.)

Material and Finish

Cable: 300 Series stainless steel, vinyl coated
Tab: Aluminum

Part Number Selection

Example: LW-1023-1-5-50
Lanyard, with tab, green vinyl coated, 5.5 inch long

Other options available. For complete details on variety, part numbers, installation and specification, go to
www.southco.com/LW

Dimensions in inches unless otherwise stated