chanhvinh.com

Push button for PCB mounting



PMS IP67



PMS Variable height, IP40

See below:
Approvals and Compliances

Description

- Switches are possible with different heights
- High-quality gold contacts
- Solder terminals

Unique Selling Proposition

- Reliable tactile feedback on input
- Simple assembly
- Long life time

Weblinks

pdf data sheet, html datasheet, General Product Information, CAD-Drawings, Product News, Detailed request for product

Technical Data

Electrical Data	
Switching Voltage	30 VAC/ 42 VDC
Switching current	50 mA
Rated Switching Capacity	0.12 W
Lifetime	> 1 million actuations at Rated Switching Capacity
Contact Resistance	< 50 mΩ
	< 150 mΩ after lifetime
Insulation Resistance	> 100 MΩ
Duration of Bounce	typ. 0.15 ms
Mechanical Data	
Actuating Force	IP40 : 1.8 ± 0.4 N
	IP67 : 2.2 ± 0.4 N
Actuating Travel	0.35 ± 0.1 mm
End Stop Strength	> 100 N
Lifetime	> 1 million actuations

Climatical Data	
Operating Temperature	-40 °C to 85 °C
Storage Temperature	-40 °C to 85 °C
IP-Protection	IP40 / IP67
Soldering Data	
Soldering Methods	Wave
Solderability	245 °C / 5 sec (IEC 60068-2-58 Test Td)
Resistance to Soldering Heat	260 °C / 10 sec (IEC 60068-2-58 Test Td)
Material	
Sealing membrane IP67	VMQ
Contact Material Gold	CuZn37 1.5 µm Ni 0.5 µm Au
Terminals	CuZn37 SnNi
Socket	Thermoplastic (PA 4.6)
Actuator	PA4
Cover of Actuator	X 12 CrNi 17 7
Elongated Button	Thermoplastic (PC)

Approvals and Compliances

Detailed information on product approvals, code requirements, usage instructions and detailed test conditions can be looked up in Details about Approvals

SCHURTER products are designed for use in industrial environments. They have approvals from independent testing bodies according to national and international standards. Products with specific characteristics and requirements such as required in the automotive sector according to IATF 16949, medical technology according to ISO 13485 or in the aerospace industry can be offered exclusively with customer-specific, individual agreements by SCHURTER.

Application standards

Application standards where the product can be used

Organization	Design	Standard	Description
IEC	Suitable for applications acc.	IEC/UL 62368-1	Audio/video, information and communication technology equipment - Part 1: Safety requirements

chanhvinh.com

Compliances

The product complies with following Guide Lines

Identification	Details	Initiator	Description
	RoHS	SCHURTER AG	Directive RoHS 2011/65/EU, Amendment (EU) 2015/863
	China RoHS	SCHURTER AG	The law SJ / T 11363-2006 (China RoHS) has been in force since 1 March 2007. It is similar to the EU directive RoHS.
	REACH	SCHURTER AG	On 1 June 2007, Regulation (EC) No 1907/2006 on the Registration, Evaluation, Authorization and Restriction of Chemicals 1 (abbreviated as "REACH") entered into force.

Dimension [mm]

PMS PCB Base module

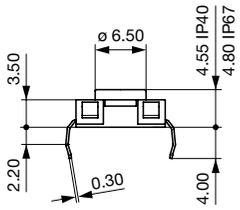

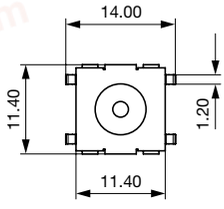

PMS PCB Variable height

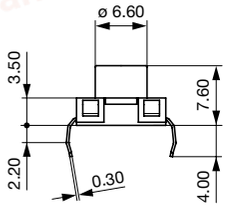

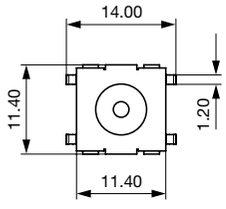

PMS PCB with elogated button

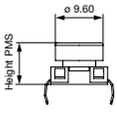

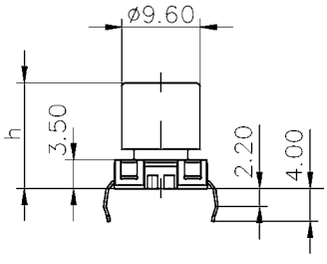

Drilling diagrams

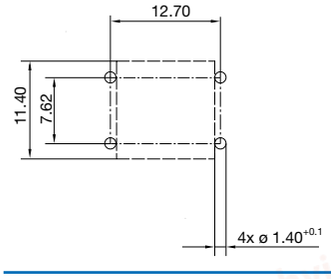

chanhvinh.com

Diagrams

Circuit Diagram SMS/PMS

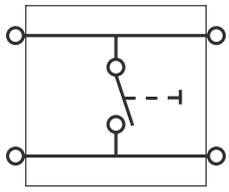

chanhvinh.com

chanhvinh.com

Order number key

S	M	S	-	H07	-	D09	-	AG	-	B	-	S	-	A	-	0
	1			2		3		4		5		6		7		8

Type		1
PMS	=	PMS
SMS	=	SMS

Switch height		2
4.55 mm	=	H06
4.7 mm	=	H07
7.6 mm	=	H14
7.75mm	=	H15
8.35 mm	=	H18
9.1 mm	=	H20
9.85 mm	=	H24
10.6 mm	=	H26
11.35 mm	=	H28
12.1 mm	=	H30
12.4 mm	=	H32
12.85 mm	=	H34
13.6 mm	=	H36
14.35 mm	=	H39
15.1 mm	=	H41
15.85 mm	=	H44
16.6 mm	=	H46
17.35 mm	=	H48
18.1 mm	=	H50
18.85 mm	=	H52
19.6 mm	=	H55
22.6 mm	=	H57

Actuator diameter		3
6.5 mm	=	D09
6.6 mm	=	D10
9.6 mm	=	D11

Contact material		4
Silver	=	AG
Gold	=	AU
SnNi	=	SN

IP specification		5
IP40	=	A
IP67	=	B

Soldering type		6
THT	=	T
SMD	=	S

Terminal type		7
Straight	=	1
J-Connector	=	3
Gullwing	=	4

Packaging		8
None	=	0
Blister	=	A
Bulk material	=	B

chanhvinh.com

Variants

IP Protection Class Front Side	Terminal	Type	Overall height / Color	Order Number
IP40	-	Short actuator	-	1241.1602
IP67	-	Short actuator	-	1241.1608
IP40	-	Long actuator	-	1241.1614
IP67	-	Long actuator	-	1241.1620
IP40	-	Height variable	8.35 mm / yellow	1241.1624.1
IP40	-	Height variable	14.35 mm / yellow + black	1241.1624.11
IP40	-	Height variable	9.10 mm / orange	1241.1624.2
IP40	-	Height variable	15.10 mm / orange + black	1241.1624.21
IP40	-	Height variable	9.85 mm / red	1241.1624.3
IP40	-	Height variable	15.85 mm / red + black	1241.1624.31
IP40	-	Height variable	10.60 mm / blue	1241.1624.4
IP40	-	Height variable	16.60 mm / blue + black	1241.1624.41
IP40	-	Height variable	11.35 mm / green	1241.1624.5
IP40	-	Height variable	17.35 mm / green + black	1241.1624.51
IP40	-	Height variable	12.10 mm / grey	1241.1624.6
IP40	-	Height variable	18.10 mm / grey + black	1241.1624.61
IP40	-	Height variable	12.85 mm / black	1241.1624.7
IP40	-	Height variable	18.85 mm / black + black	1241.1624.71
IP40	-	Height variable	13.60 mm / white	1241.1624.8
IP40	-	Height variable	19.60 mm / white + black	1241.1624.81
IP67	-	Height variable	8.35 mm / yellow	1241.1625.1
IP67	-	Height variable	14.35 mm / yellow + black	1241.1625.11
IP67	-	Height variable	9.10 mm / orange	1241.1625.2
IP67	-	Height variable	15.10 mm / orange + black	1241.1625.21
IP67	-	Height variable	9.85 mm / red	1241.1625.3
IP67	-	Height variable	15.85 mm / red + black	1241.1625.31
IP67	-	Height variable	10.60 mm / blue	1241.1625.4
IP67	-	Height variable	16.60 mm / blue + black	1241.1625.41
IP67	-	Height variable	11.35 mm / green	1241.1625.5
IP67	-	Height variable	17.35 mm / green + black	1241.1625.51
IP67	-	Height variable	12.10 mm / grey	1241.1625.6
IP67	-	Height variable	18.10 mm / grey + black	1241.1625.61
IP67	-	Height variable	12.85 mm / black	1241.1625.7
IP67	-	Height variable	18.85 mm / black + black	1241.1625.71
IP67	-	Height variable	13.60 mm / white	1241.1625.8
IP67	-	Height variable	19.60 mm / white + black	1241.1625.81

Availability for all products can be searched real-time: https://www.schurter.com/en/info-center/support-tools/stock-check-distributors

Starting with 14:50 mm the heights are realized with an additional (second) elongated button in black color

Packaging unit loose in boxes (100 pcs.)

02.09.2025

The specifications, descriptions and illustrations indicated in this document are based on current information. All content is subject to modifications and amendments. Information furnished is believed to be accurate and reliable. However, users should independently evaluate the suitability and test each product selected for their own applications.