chanhvinh.com

Product data sheet
Characteristics

XA2EA42
Complete push button, Easy Harmony XA2, plastic, flush, red, 22mm, spring return, unmarked, 1NC



Main

Range of product	Easy Harmony XA2
Product or component type	Complete push-button
Device short name	XA2
Bezel material	Plastic
Fixing collar material	Plastic

Complementary

Mounting diameter	22 mm
Sale per indivisible quantity	1
Protective treatment	TC
Operating position	Any position
Fixing center	>= 30 x 40 mm (panel) - thickness: 1…5 mm
Fixing mode	Fixing nut: 2…2.4 N.m
Shape of signaling unit head	Round
Type of operator	Spring return
Operator profile	Red flush
Contacts type and composition	1 NC
Contact operation	Slow-break
Positive opening	With NC contact conforming to IEC 60947-5-1 appendix K
Mechanical durability	1500000 cycles
Connections - terminals	Screw clamp terminal, <= 2 x 1.5 mm² Screw clamp terminal, <= 1 x 2.5 mm² Screw clamp terminal, >= 1 x 0.5 mm² Faston terminals, connection size: 6.3 mm
Tightening torque	0.8 N.m
Short-circuit protection	10 A gL fuse conforming to IEC 60269-1
[Ith] conventional free air thermal current	10 A
[Ui] rated insulation voltage	600 V conforming to IEC 60947-1
[Uimp] rated impulse withstand voltage	6 kV conforming to IEC 60947-1
[Ie] rated operational current	3 A at 240 V, AC-15, A600 0.27 A at 250 V, DC-13, Q600
Electrical durability	500000 Cycles, AC-15, 3 A at 230 V, operating rate <60 cyc/mn, load factor: 0.5 conforming to EN/IEC 60947-5-4 500000 cycles, DC-13, 0.2 A at 110 V, operating rate <60 cyc/mn, load factor: 0.5
Electrical reliability	Λ < 10exp(-8) at 24 V
Width	30 mm
Height	42 mm
Depth	54.7 mm
Product weight	0.032 kg

The information provided in this documentation contains general descriptions and/or technical characteristics of the performance of the products contained herein.
This documentation is not intended as a substitute for and is not to be used for determining suitability or reliability of these products for specific user applications.
It is the duty of any such user or integrator to perform the appropriate and complete risk analysis, evaluation and testing of the products with respect to the relevant specific application or use thereof.
Neither Schneider Electric Industries SAS nor any of its affiliates or subsidiaries shall be responsible or liable for misuse of the information contained herein.

chanhvinh.com

Environment

Ambient air temperature for storage	-40…70 °C
Ambient air temperature for operation	-25…55 °C
Overvoltage category	Class I conforming to IEC 536
IP degree of protection	IP65 conforming to IEC 60529
IK degree of protection	IK03 conforming to IEC 60529
Standards	IEC 60947-5-1 GB 14048.5 IEC 60947-1 GB 14048.1
Product certifications	CCC CE
Vibration resistance	10 gn (f= 40…500 Hz) conforming to IEC 60068-2-6
Shock resistance	70 gn (duration = 11 ms) for half sine wave acceleration conforming to IEC 60068-2-27

Packing Units

Unit Type of Package 1	PCE
Number of Units in Package 1	1
Package 1 Height	3.300 cm
Package 1 Width	3.300 cm
Package 1 Length	6.350 cm
Package 1 Weight	30.000 g
Unit Type of Package 2	BB1
Number of Units in Package 2	10
Package 2 Height	4.000 cm
Package 2 Width	1.600 cm
Package 2 Length	1.100 cm
Package 2 Weight	460.000 kg
Unit Type of Package 3	BB2
Number of Units in Package 3	10
Package 3 Height	4.000 cm
Package 3 Width	16.000 cm
Package 3 Length	11.000 cm
Package 3 Weight	460.000 kg

Offer Sustainability

Sustainable offer status	Green Premium product
REACh Regulation	REACh Declaration
REACh free of SVHC	Yes
EU RoHS Directive	Pro-active compliance (Product out of EU RoHS legal scope) EU RoHS Declaration
Mercury free	Yes
RoHS exemption information	Yes
China RoHS Regulation	China RoHS Declaration
Environmental Disclosure	Product Environmental Profile
Circularity Profile	End Of Life Information
WEEE	The product must be disposed on European Union markets following specific waste collection and never end up in rubbish bins

chanhvinh.com

Product data sheet
Dimensions Drawings

XA2EA42

Dimensions

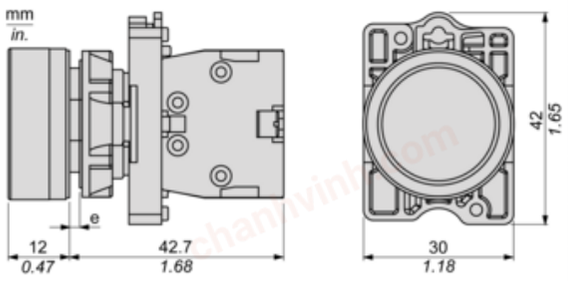

(e) Clamping thickness: 1 to 6 mm / 0.04 to 0.24 in.

chanhvinh.com

Product data sheet XA2EA42
Mounting and Clearance

Panel Cut-out for Pushbuttons, Switches and Pilot Lights (Finished Holes, Ready for Installation)

Connection by Screw Clamp Terminals

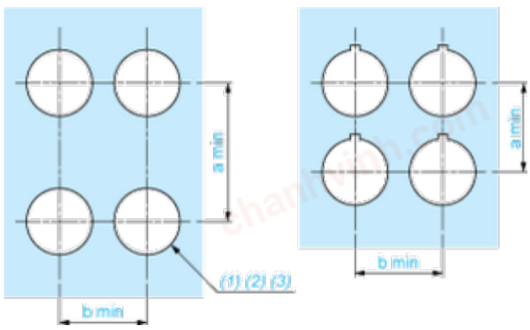

(1) Diameter on finished panel or support

(2) For selector switches and Emergency stop buttons, use of an anti-rotation plate type ZB5AZ902 is recommended.

(3) Ø22.5 mm recommended (Ø22.3 $_{0}^{+0.4}$) / Ø0.89 in. recommended (Ø0.88 in. $_{0}^{+0.016}$)

Connections	a in mm	a in in.	b in mm	b in in.
By screw clamp terminals connector	40	1.57	30	1.18
By Faston connectors	45	1.77	32	1.26

Detail of Lug Recess

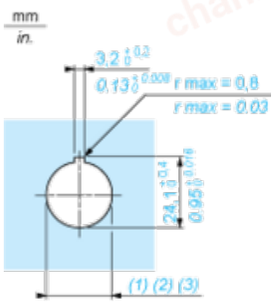

(1) Diameter on finished panel or support

(2) For selector switches and Emergency stop buttons, use of an anti-rotation plate type ZB5AZ902 is recommended.

(3) Ø22.5 mm recommended (Ø22.3 $_{0}^{+0.4}$) / Ø0.89 in. recommended (Ø0.88 in. $_{0}^{+0.016}$)

Life Is On Schneider Electric