chanhvinh.com

Ordering number :EN774E

SVC251SPA

Diffused Junction Type Silicon Diode

Varactor Diode for AFC, CB PLL

Features

- The SVC251SPA is a varactor diode of hyper abrupt junction structure fabricated with ion implantation technology. It is intended for use in AFC, CB PLL VCO cicuitry.
  - High Q
  - High capacitance ratio

Package Dimensions

unit:mm

1184

[SVC251SPA]

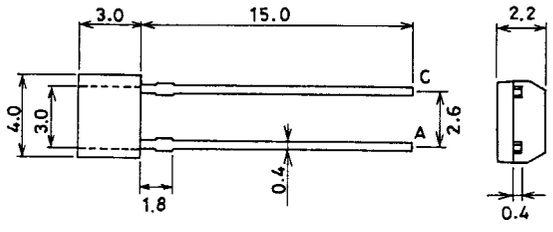

C:Cathode
A:Anode

SANYO:SPA

Specifications

Absolute Maximum Ratings at Ta = 25˚C

Parameter	Symbol	Conditions	Ratings	Unit
Reverse Voltage	V_R		12	V
Junction Temperature	Tj		100	˚C
Storage Temperature	Tstg		–55 to +100	˚C

Electrical Characteristics at Ta = 25˚C

Parameter	Symbol	Conditions	Ratings			Unit
			min	typ	max	
Breakdown Voltage	$V_{(BR)R}$	I_R=10μA	12			V
Reverse Current	I_R	V_R=9V			200	nA
Interterminal Capacitance	$C_{1.6V}$	V_R=1.6V, f=1MHz	23		38	pF
	$C_{5.0V}$	V_R=5.0V, f=1MHz	11		19	pF
Capacitance Ratio	CR	$C_{1.6V}/C_{5.0V}$	1.7			
Series Resistance	rs	f=50MHz, V_R=1V			0.6	Ω

SANYO Electric Co.,Ltd. Semiconductor Bussiness Headquarters
TOKYO OFFICE Tokyo Bldg., 1-10, 1 Chome, Ueno, Taito-ku, TOKYO, 110-8534 JAPAN

chanhvinh.com

SVC251SPA

Q – f

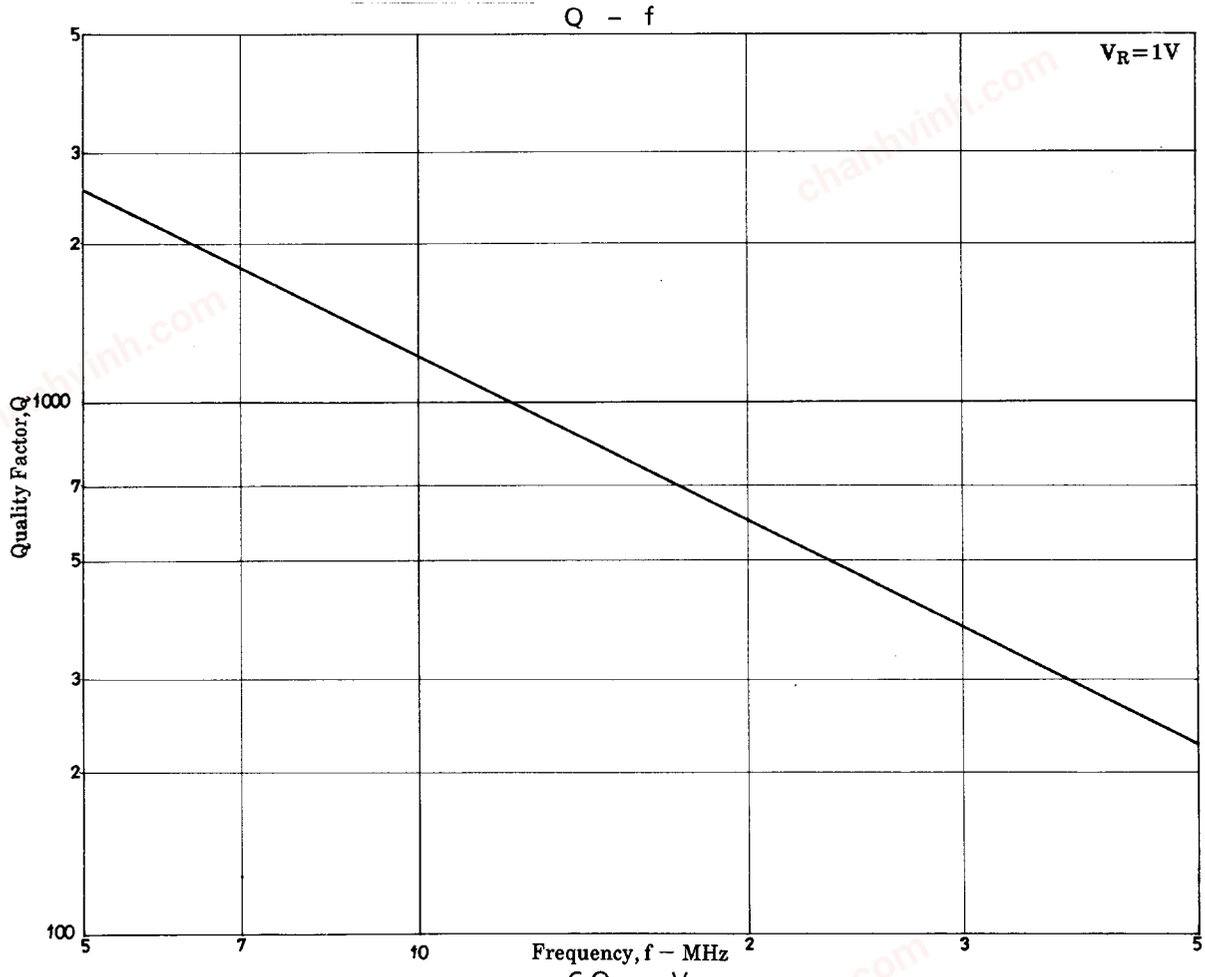

C,Q – V_R

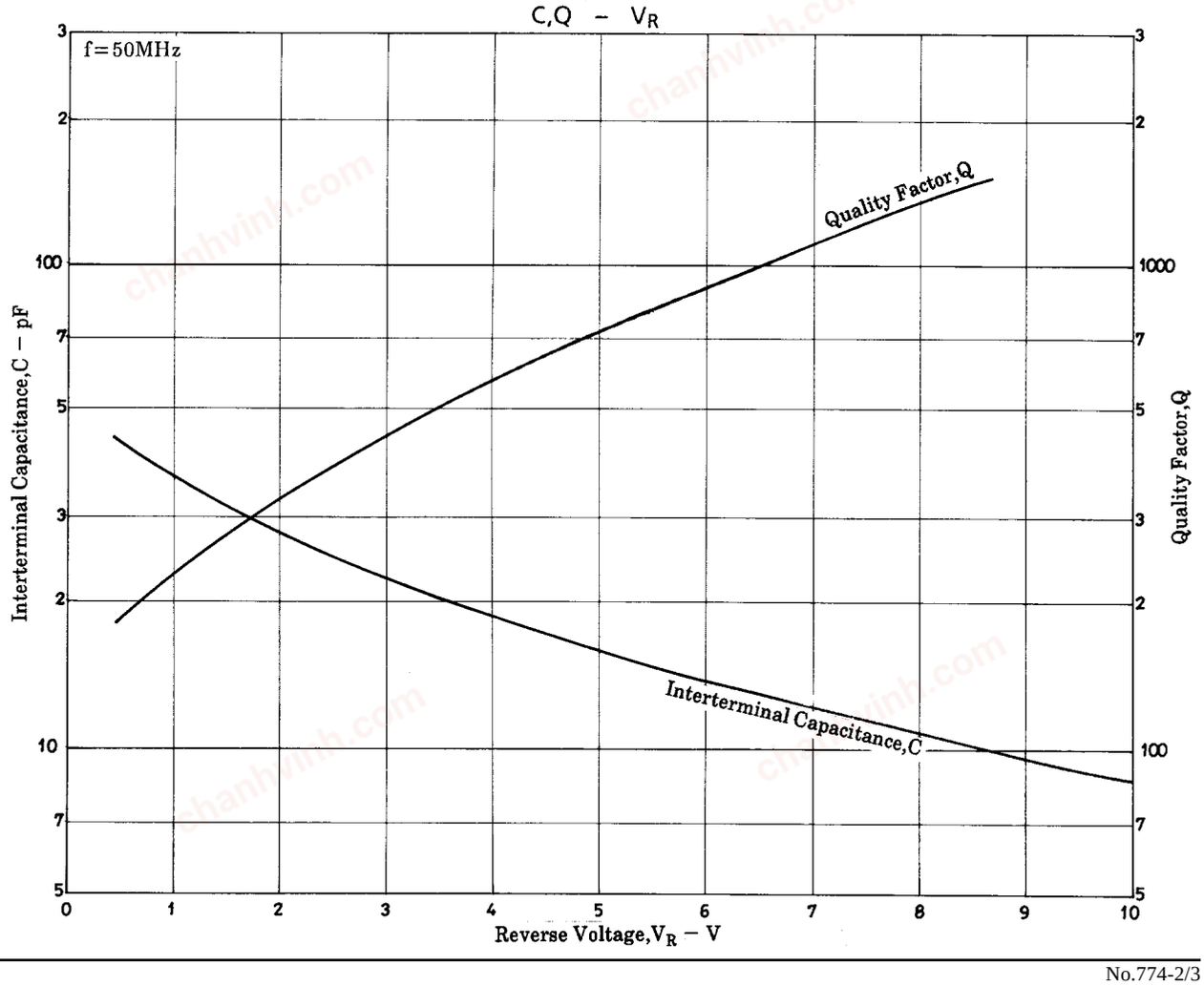

chanhvinh.com

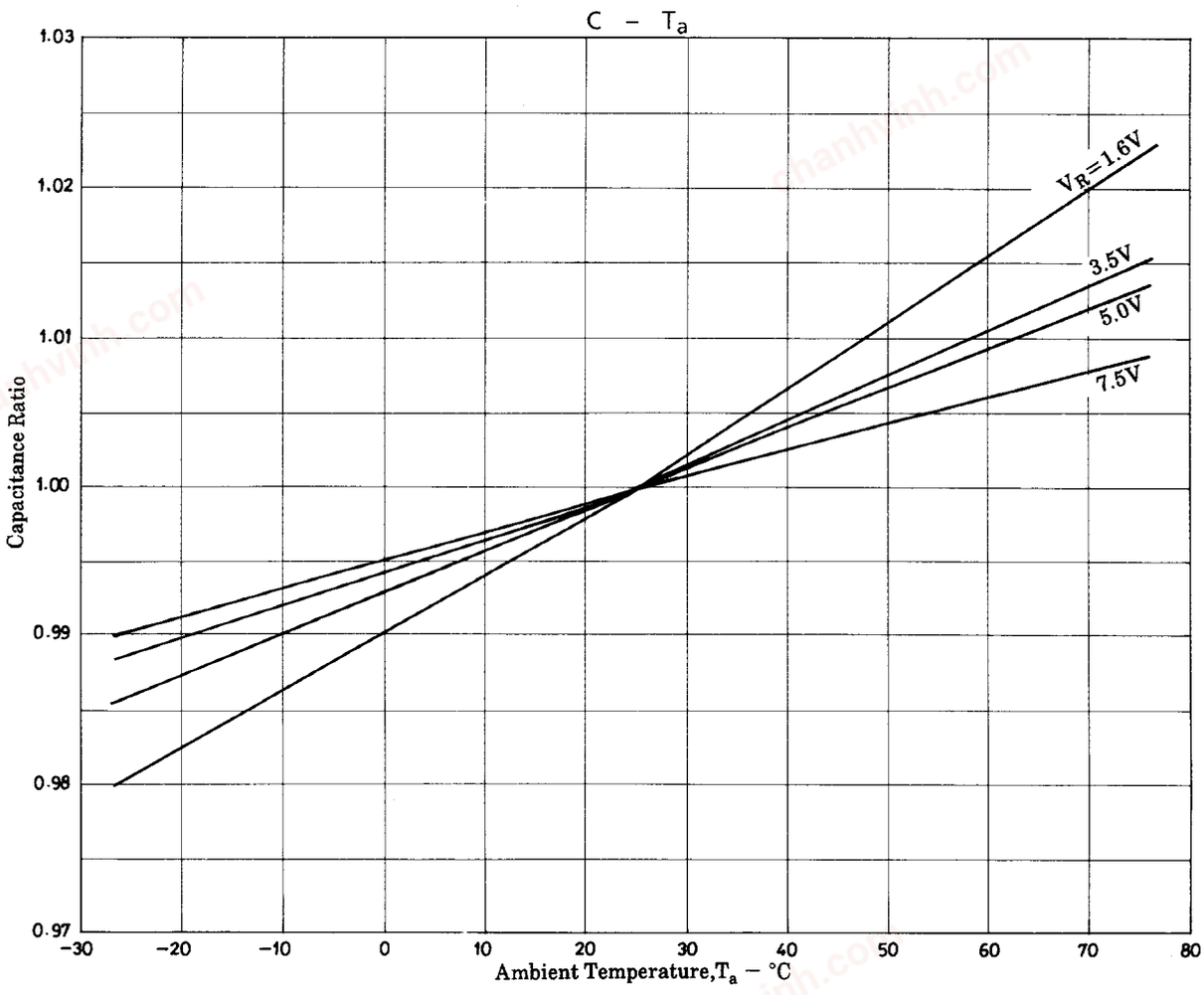

■ No products described or contained herein are intended for use in surgical implants, life-support systems, aerospace equipment, nuclear power control systems, vehicles, disaster/crime-prevention equipment and the like, the failure of which may directly or indirectly cause injury, death or property loss.

■ Anyone purchasing any products described or contained herein for an above-mentioned use shall:
① Accept full responsibility and indemnify and defend SANYO ELECTRIC CO., LTD., its affiliates, subsidiaries and distributors and all their officers and employees, jointly and severally, against any and all claims and litigation and all damages, cost and expenses associated with such use:
② Not impose any responsibilty for any fault or negligence which may be cited in any such claim or litigation on SANYO ELECTRIC CO., LTD., its affiliates, subsidiaries and distributors or any of their officers and employees jointly or severally.

■ Information (including circuit diagrams and circuit parameters) herein is for example only; it is not guaranteed for volume production. SANYO believes information herein is accurate and reliable, but no guarantees are made or implied regarding its use or any infringements of intellectual property rights or other rights of third parties.

This catalog provides information as of February, 1998. Specifications and information herein are subject to change without notice.