chanhvinh.com

# UMH10N FHA

General purpose (Dual digital transistor)

Datasheet

**AEC-Q101 Qualified**

| Parameter | DTr1 and DTr2 |
|---|---|
| $V_{CC}$ | 50V |
| $I_{C(MAX.)}$ | 100mA |
| $R_1$ | 2.2kΩ |
| $R_2$ | 47kΩ |

## ●Outline

SOT-363

SC-88




UMT6

## ●Features

1)Two DTC123J chips in a UMT6 package.
2)Mounting possible with UMT3 automatic mounting machines.
3)Transistor elements are independent, eliminating interference.
4)Mounting cost and area can be cut in half.

## ●Inner circuit

(1) DTr1 GND(Emitter)
(2) DTr1 IN(Base)
(3) DTr2 OUT(Collector)
(4) DTr2 GND(Emitter)
(5) DTr2 IN(Base)
(6) DTr1 OUT(Collector)

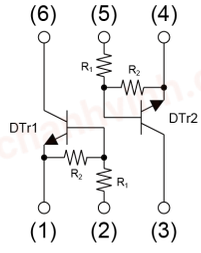


## ●Application

INVERTER, INTERFACE, DRIVER

## ●Packaging specifications

| Part No. | Package | Package size | Taping code | Reel size (mm) | Tape width (mm) | Basic ordering unit.(pcs) | Marking |
|---|---|---|---|---|---|---|---|
| UMH10N FHA | SOT-363 (UMT6) | 2021 | TN | 180 | 8 | 3000 | H10 |


© 2016 ROHM Co., Ltd. All rights reserved.

chanhvinh.com



## ●Absolute maximum ratings ($T_a$ = 25°C)

<For DTr1 and DTr2 in common>

| Parameter | Symbol | Values | Unit |
|---|---|---|---|
| Supply voltage | $V_{CC}$ | 50 | V |
| Input voltage | $V_{IN}$ | -5 to 12 | V |
| Output current | $I_O$ | 100 | mA |
| Collector current | $I_{C(MAX)}$*1 | 100 | mA |
| Power dissipation | $P_D$*2*3 | 150 | mW/TOTAL |
| Junction temperature | $T_j$ | 150 | ℃ |
| Range of storage temperature | $T_{stg}$ | -55 to +150 | ℃ |

## ●Electrical characteristics ($T_a$ = 25°C)

<For DTr1 and DTr2 in common>

| Parameter | Symbol | Conditions | Values | | | Unit |
|---|---|---|---|---|---|---|
| | | | Min. | Typ. | Max. | |
| Input voltage | $V_{I(off)}$ | $V_{CC}$ = 5V, $I_O$ = 100μA | - | - | 0.5 | V |
| | $V_{I(on)}$ | $V_O$ = 0.3V, $I_O$ = 5mA | 1.1 | - | - | |
| Output voltage | $V_{O(on)}$ | $I_O$ = 5mA, $I_I$ = 0.25mA | - | 100 | 300 | mV |
| Input current | $I_I$ | $V_I$ = 5V | - | - | 3.6 | mA |
| Output current | $I_{O(off)}$ | $V_{CC}$ = 50V, $V_I$ = 0V | - | - | 500 | nA |
| DC current gain | $G_I$ | $V_O$ = 5V, $I_O$ = 10mA | 80 | - | - | - |
| Input resistance | $R_1$ | - | 1.54 | 2.2 | 2.86 | kΩ |
| Resistance ratio | $R_2/R_1$ | - | 17 | 21 | 26 | - |
| Transition frequency | $f_T$*1 | $V_{CE}$ = 10V, $I_E$ = -5mA, f = 100MHz | - | 250 | - | MHz |

*1 Characteristics of built-in transistor.

*2 Each terminal mounted on a reference land.

*3 120mW per element must not be exceeded.


© 2016 ROHM Co., Ltd. All rights reserved.

chanhvinh.com



● **Electrical characteristic curves** ($T_a$ = 25°C)

<For DTr1 and DTr2 in common>

Fig.1 Input Voltage vs. Output Current (ON Characteristics)

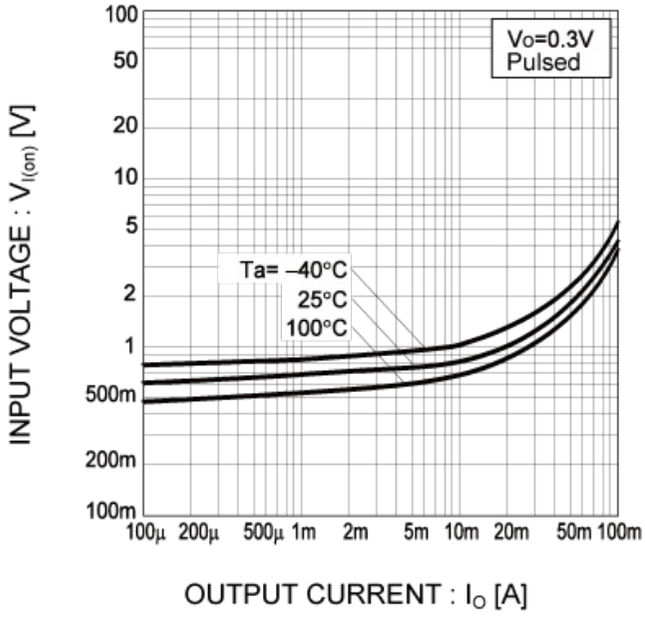


Fig.2 Output Current vs. Input Voltage (OFF Characteristics)

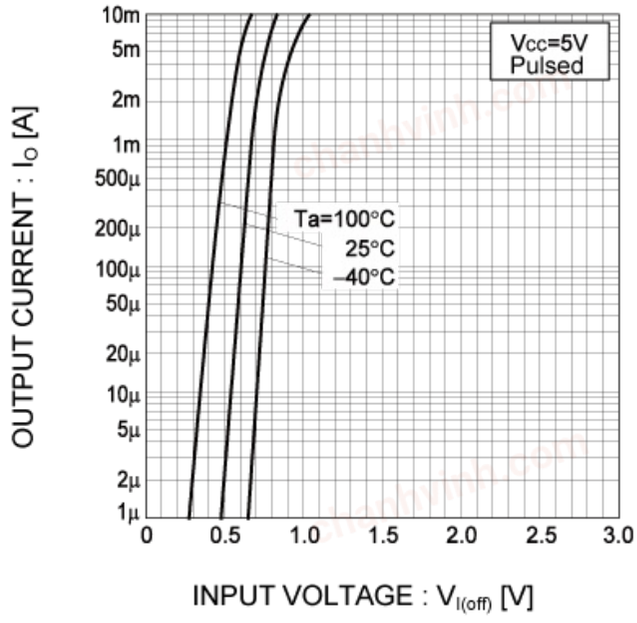


Fig.3 Output Current vs. Output Voltage

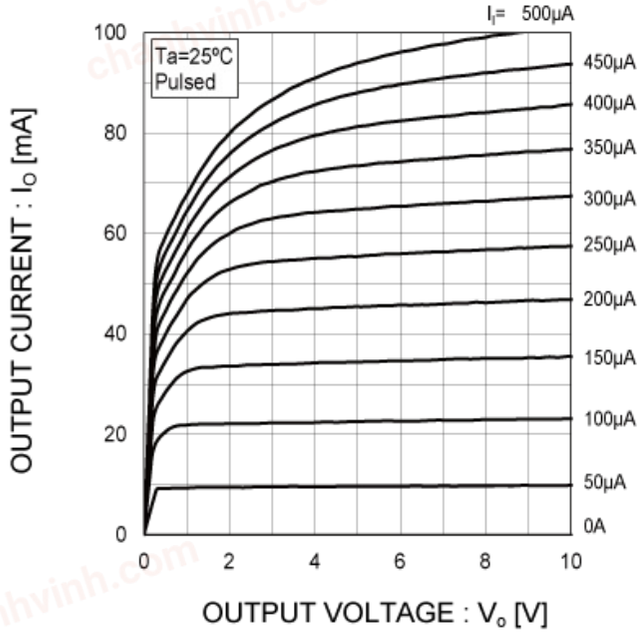


Fig.4 DC Current Gain vs. Output Current

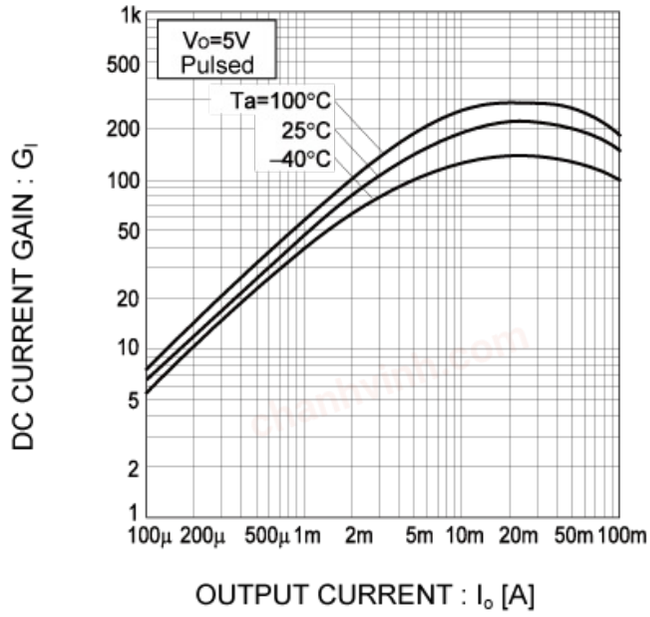



© 2016 ROHM Co., Ltd. All rights reserved.

chanhvinh.com



● **Electrical characteristic curves** ($T_a$ = 25°C)

<For DTr1 and DTr2 in common>

Fig.5 Output Voltage vs. Output Current

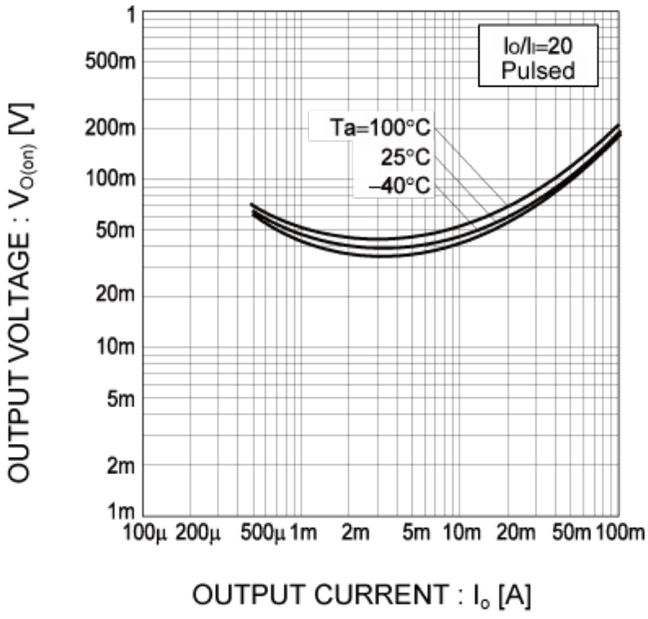



© 2016 ROHM Co., Ltd. All rights reserved.

chanhvinh.com



## ●Dimensions

SOT-363
SC-88
( UMT6 )

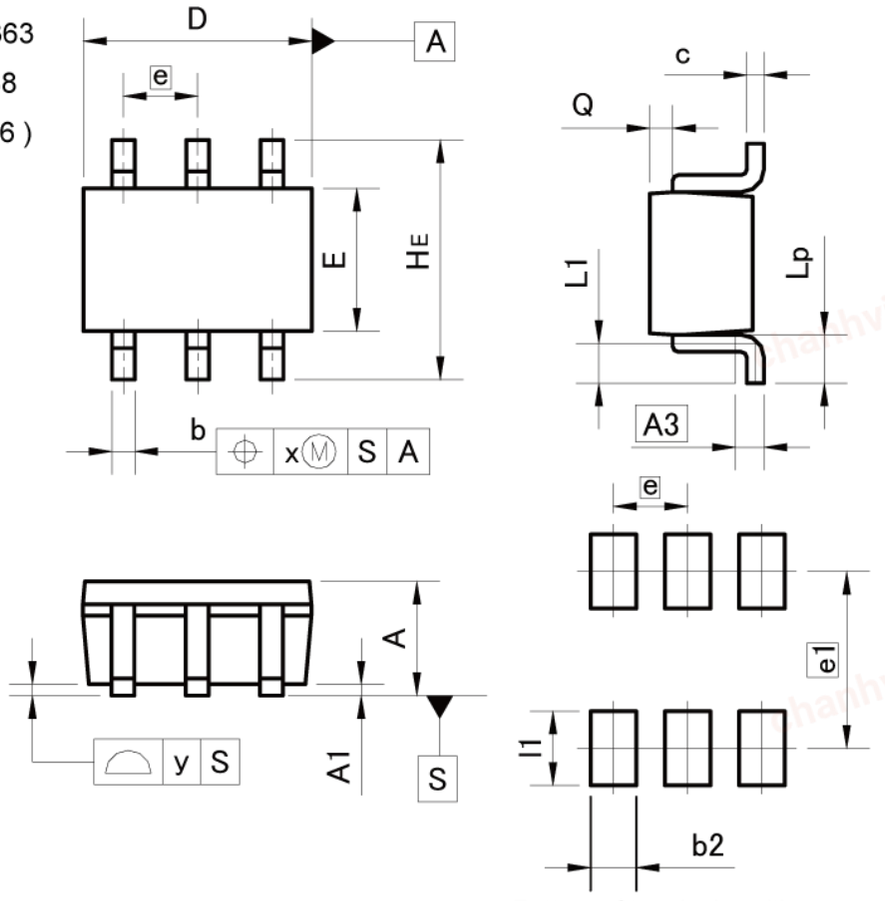


Pattern of terminal position areas
[Not a pattern of soldering pads]

| DIM | MILIMETERS | | INCHES | |
|---|---|---|---|---|
| | MIN | MAX | MIN | MAX |
| A | 0.80 | 1.00 | 0.031 | 0.039 |
| A1 | 0.00 | 0.10 | 0.000 | 0.004 |
| A3 | 0.25 | | 0.010 | |
| b | 0.15 | 0.30 | 0.006 | 0.012 |
| c | 0.10 | 0.20 | 0.004 | 0.008 |
| D | 1.90 | 2.10 | 0.075 | 0.083 |
| E | 1.15 | 1.35 | 0.045 | 0.053 |
| e | 0.65 | | 0.026 | |
| HE | 2.00 | 2.20 | 0.079 | 0.087 |
| L1 | 0.10 | 0.40 | 0.004 | 0.016 |
| Lp | 0.25 | 0.55 | 0.010 | 0.022 |
| Q | 0.10 | 0.30 | 0.004 | 0.012 |
| x | – | 0.10 | – | 0.004 |
| y | – | 0.10 | – | 0.004 |

| DIM | MILIMETERS | | INCHES | |
|---|---|---|---|---|
| | MIN | MAX | MIN | MAX |
| b2 | – | 0.40 | – | 0.016 |
| e1 | 1.55 | | 0.061 | |
| l1 | – | 0.65 | – | 0.026 |

Dimension in mm/inches


© 2016 ROHM Co., Ltd. All rights reserved.

chanhvinh.com



# Notice

## Precaution on using ROHM Products

1. If you intend to use our Products in devices requiring extremely high reliability (such as medical equipment (Note 1), aircraft/spacecraft, nuclear power controllers, etc.) and whose malfunction or failure may cause loss of human life, bodily injury or serious damage to property ("Specific Applications"), please consult with the ROHM sales representative in advance. Unless otherwise agreed in writing by ROHM in advance, ROHM shall not be in any way responsible or liable for any damages, expenses or losses incurred by you or third parties arising from the use of any ROHM's Products for Specific Applications.

(Note1) Medical Equipment Classification of the Specific Applications

| JAPAN | USA | EU | CHINA |
|---|---|---|---|
| CLASSⅢ | CLASSⅢ | CLASSⅡb | CLASSⅢ |
| CLASSⅣ | | CLASSⅢ | |

2. ROHM designs and manufactures its Products subject to strict quality control system. However, semiconductor products can fail or malfunction at a certain rate. Please be sure to implement, at your own responsibilities, adequate safety measures including but not limited to fail-safe design against the physical injury, damage to any property, which a failure or malfunction of our Products may cause. The following are examples of safety measures:
   [a] Installation of protection circuits or other protective devices to improve system safety
   [b] Installation of redundant circuits to reduce the impact of single or multiple circuit failure

3. Our Products are not designed under any special or extraordinary environments or conditions, as exemplified below. Accordingly, ROHM shall not be in any way responsible or liable for any damages, expenses or losses arising from the use of any ROHM's Products under any special or extraordinary environments or conditions. If you intend to use our Products under any special or extraordinary environments or conditions (as exemplified below), your independent verification and confirmation of product performance, reliability, etc, prior to use, must be necessary:
   [a] Use of our Products in any types of liquid, including water, oils, chemicals, and organic solvents
   [b] Use of our Products outdoors or in places where the Products are exposed to direct sunlight or dust
   [c] Use of our Products in places where the Products are exposed to sea wind or corrosive gases, including $Cl_2$, $H_2S$, $NH_3$, $SO_2$, and $NO_2$
   [d] Use of our Products in places where the Products are exposed to static electricity or electromagnetic waves
   [e] Use of our Products in proximity to heat-producing components, plastic cords, or other flammable items
   [f] Sealing or coating our Products with resin or other coating materials
   [g] Use of our Products without cleaning residue of flux (even if you use no-clean type fluxes, cleaning residue of flux is recommended); or Washing our Products by using water or water-soluble cleaning agents for cleaning residue after soldering
   [h] Use of the Products in places subject to dew condensation

4. The Products are not subject to radiation-proof design.

5. Please verify and confirm characteristics of the final or mounted products in using the Products.

6. In particular, if a transient load (a large amount of load applied in a short period of time, such as pulse. is applied, confirmation of performance characteristics after on-board mounting is strongly recommended. Avoid applying power exceeding normal rated power; exceeding the power rating under steady-state loading condition may negatively affect product performance and reliability.

7. De-rate Power Dissipation depending on ambient temperature. When used in sealed area, confirm that it is the use in the range that does not exceed the maximum junction temperature.

8. Confirm that operation temperature is within the specified range described in the product specification.

9. ROHM shall not be in any way responsible or liable for failure induced under deviant condition from what is defined in this document.

## Precaution for Mounting / Circuit board design

1. When a highly active halogenous (chlorine, bromine, etc.) flux is used, the residue of flux may negatively affect product performance and reliability.

2. In principle, the reflow soldering method must be used on a surface-mount products, the flow soldering method must be used on a through hole mount products. If the flow soldering method is preferred on a surface-mount products, please consult with the ROHM representative in advance.

For details, please refer to ROHM Mounting specification


© 2015 ROHM Co., Ltd. All rights reserved.

chanhvinh.com



## Precautions Regarding Application Examples and External Circuits

1. If change is made to the constant of an external circuit, please allow a sufficient margin considering variations of the characteristics of the Products and external components, including transient characteristics, as well as static characteristics.

2. You agree that application notes, reference designs, and associated data and information contained in this document are presented only as guidance for Products use. Therefore, in case you use such information, you are solely responsible for it and you must exercise your own independent verification and judgment in the use of such information contained in this document. ROHM shall not be in any way responsible or liable for any damages, expenses or losses incurred by you or third parties arising from the use of such information.

## Precaution for Electrostatic

This Product is electrostatic sensitive product, which may be damaged due to electrostatic discharge. Please take proper caution in your manufacturing process and storage so that voltage exceeding the Products maximum rating will not be applied to Products. Please take special care under dry condition (e.g. Grounding of human body / equipment / solder iron, isolation from charged objects, setting of Ionizer, friction prevention and temperature / humidity control).

## Precaution for Storage / Transportation

1. Product performance and soldered connections may deteriorate if the Products are stored in the places where:
   - [a] the Products are exposed to sea winds or corrosive gases, including Cl2, H2S, NH3, SO2, and NO2
   - [b] the temperature or humidity exceeds those recommended by ROHM
   - [c] the Products are exposed to direct sunshine or condensation
   - [d] the Products are exposed to high Electrostatic

2. Even under ROHM recommended storage condition, solderability of products out of recommended storage time period may be degraded. It is strongly recommended to confirm solderability before using Products of which storage time is exceeding the recommended storage time period.

3. Store / transport cartons in the correct direction, which is indicated on a carton with a symbol. Otherwise bent leads may occur due to excessive stress applied when dropping of a carton.

4. Use Products within the specified time after opening a humidity barrier bag. Baking is required before using Products of which storage time is exceeding the recommended storage time period.

## Precaution for Product Label

A two-dimensional barcode printed on ROHM Products label is for ROHM's internal use only.

## Precaution for Disposition

When disposing Products please dispose them properly using an authorized industry waste company.

## Precaution for Foreign Exchange and Foreign Trade act

Since concerned goods might be fallen under listed items of export control prescribed by Foreign exchange and Foreign trade act, please consult with ROHM in case of export.

## Precaution Regarding Intellectual Property Rights

1. All information and data including but not limited to application example contained in this document is for reference only. ROHM does not warrant that foregoing information or data will not infringe any intellectual property rights or any other rights of any third party regarding such information or data.

2. ROHM shall not have any obligations where the claims, actions or demands arising from the combination of the Products with other articles such as components, circuits, systems or external equipment (including software).

3. No license, expressly or implied, is granted hereby under any intellectual property rights or other rights of ROHM or any third parties with respect to the Products or the information contained in this document. Provided, however, that ROHM will not assert its intellectual property rights or other rights against you or your customers to the extent necessary to manufacture or sell products containing the Products, subject to the terms and conditions herein.

## Other Precaution

1. This document may not be reprinted or reproduced, in whole or in part, without prior written consent of ROHM.

2. The Products may not be disassembled, converted, modified, reproduced or otherwise changed without prior written consent of ROHM.

3. In no event shall you use in any way whatsoever the Products and the related technical information contained in the Products or this document for any military purposes, including but not limited to, the development of mass-destruction weapons.

4. The proper names of companies or products described in this document are trademarks or registered trademarks of ROHM, its affiliated companies or third parties.


© 2015 ROHM Co., Ltd. All rights reserved.