chanhvinh.com

GSM Rugged 'Puck' Antenna IP67

- GSM 4G Quad Band Antenna
- Low Profile Package
- World-Wide Use
  - 824 - 960MHz
  - 1710 - 2170MHz
  - 2600– 2700MHz
- Up to +3dBi Gain
- Rugged IP67 Waterproof
- VSWR <2.0
- 3metres RG316 Cable
- SMA Male Connector
- Operates from –30 to +80^{0}C
- M12 Screw thread Connector
- RHCP (right hand circular polarization)



Applications

- Automotive Applications
- Covert Applications
- Machine to Machine
- Secure Rugged Applications

Description

A Rugged antenna with high performance for worldwide use. This antenna provides 4G GSM Antenna with 2dBi gain. Housed in a rugged low profile UV resistant IP67 housing, this antenna is compact and resistant to Vandalism.

Part No	Description	Cable Length	Connector
ANT-GSMPUKS-IP67	GSM QuadBand Puck Antenna	3metres	SMA (M)

chanhvinh.com

GSM Rugged 'Puck' Antenna IP67

Underside View



Mechanical Data

Cable	RG174U	Impedance	50 OHM
OD	ø2.7±0.15mm	V.S.W.R	2.0:1
Cover	Black	P.C.B	CH67-1M
SMA M	GOLD(鍍金)		
Frequency	850~960 MHz		
	1770~2100 MHz		

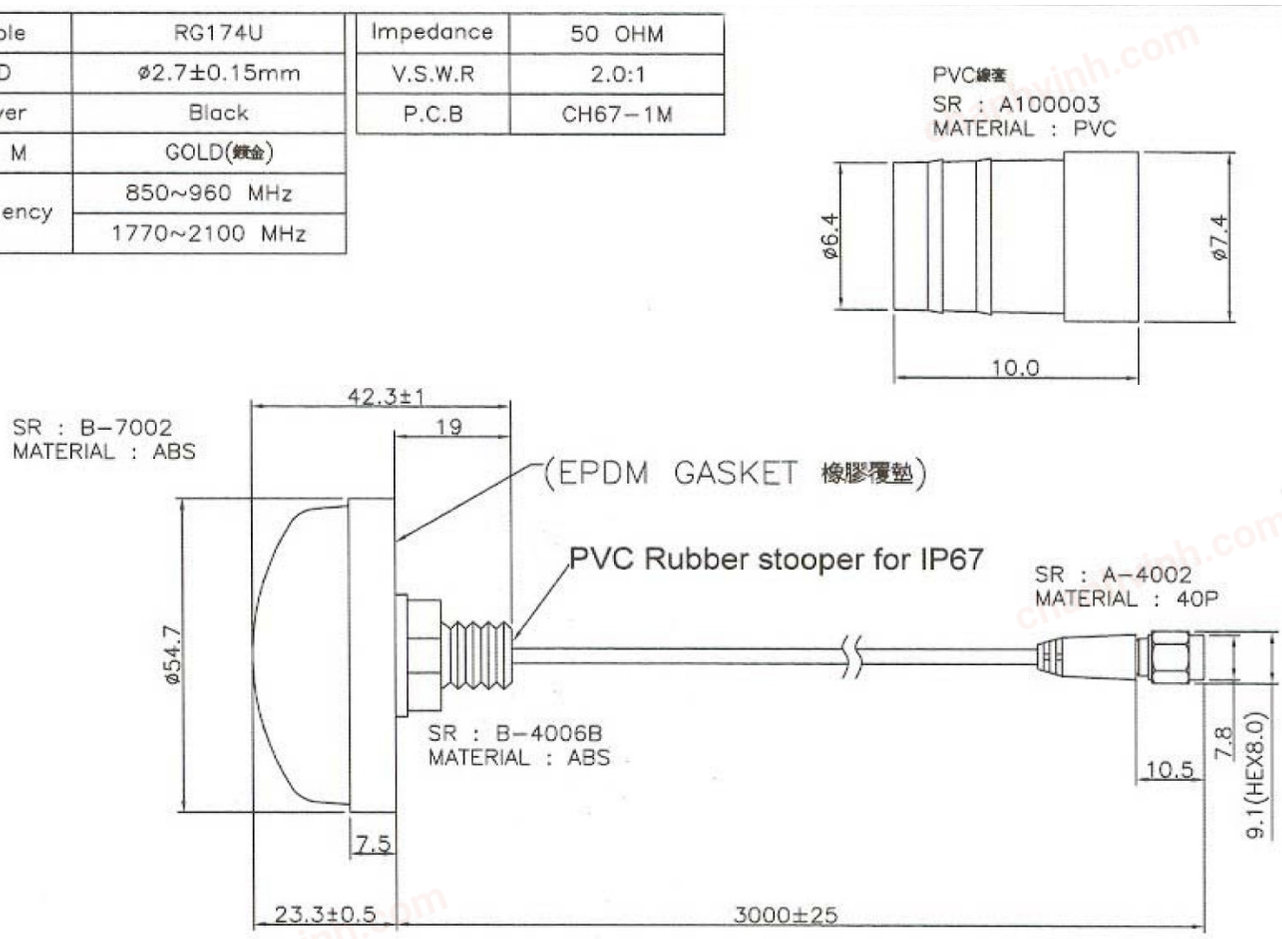

©2014 REG No 277 4001, England.

chanhvinh.com

GSM Rugged ’Puck’ Antenna IP67

Test VSWR

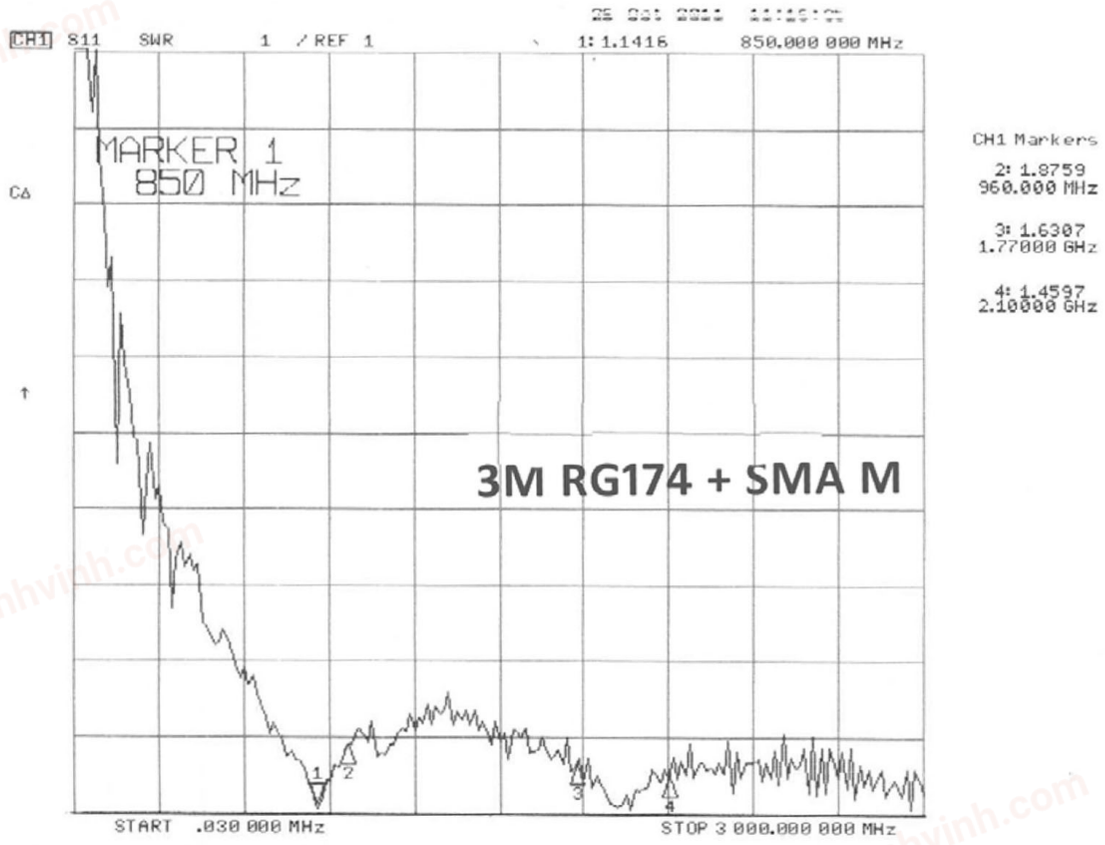

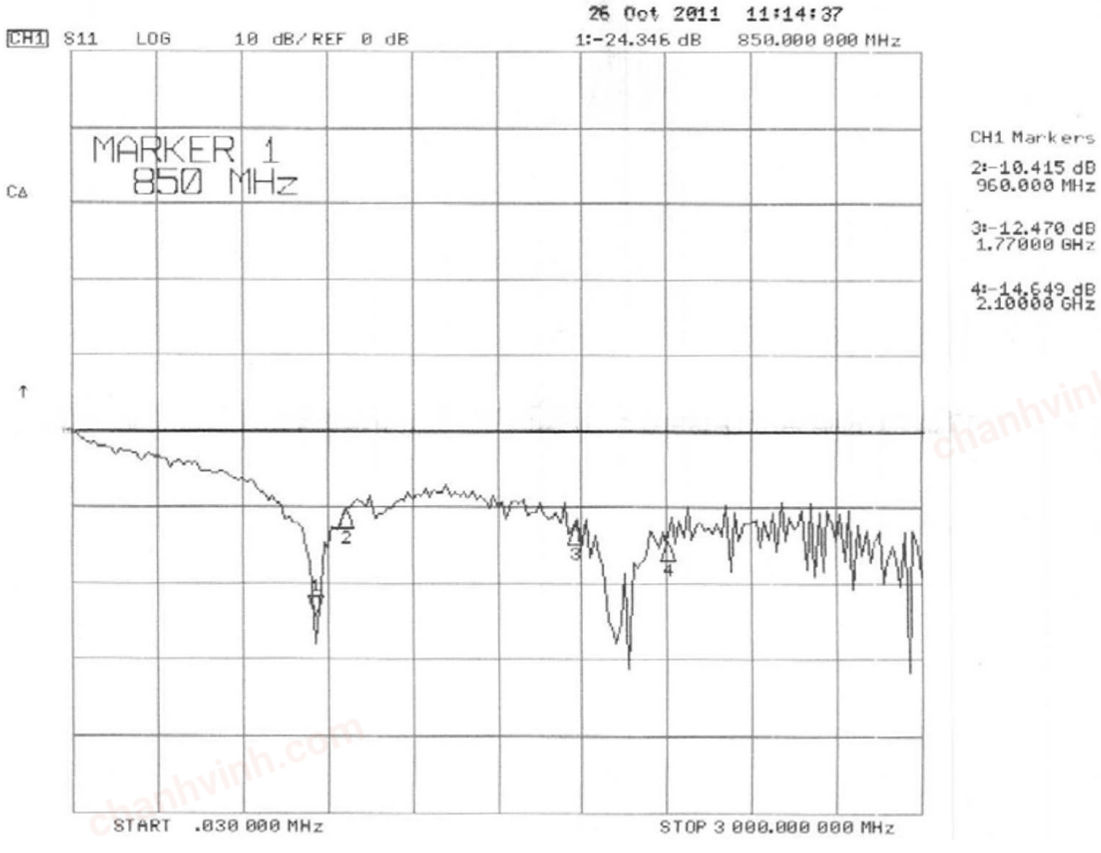

©2014 REG No 277 4001, England.

chanhvinh.com

GSM Rugged ’Puck’ Antenna IP67

Measured Performance at 824MHz Vertical Plane

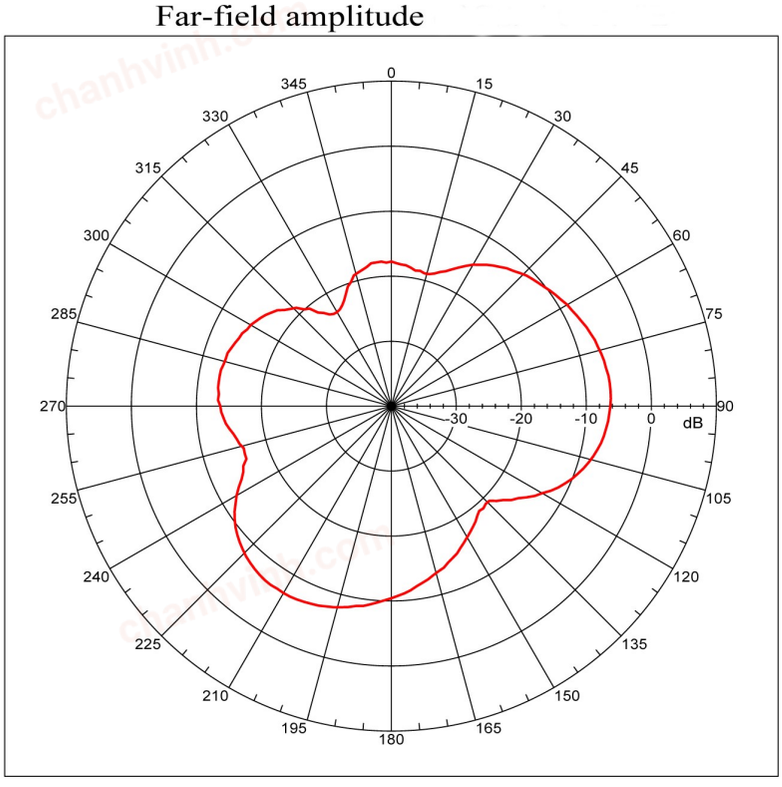


```
Far-field amplitude, Eprincipal: Linear, Tau = 0.000  deg
Gain = -6.20455  dBi
Max far-field (global) = -49.20389  dB, Max far-field (plot) =
-49.20391  dB
Normalization: Reference, Network offset = 0.000  dB
Hpeak at: 85.99999  deg, Vpeak at: 0.000  deg
Plot centering: On


NSI2000 V4.0.124, Filename:C:\Documents and Settings\NSI\Desktop\20
Measurement date/time: 4/15/2014 1:43:10 PM, Filetype: NSI-97
Far-field Cut Analysis:
   Avg value: -12.161 dB
   -3. dB beam width: 51.34 deg
   -6. dB beam width: 77.59 deg
   -10. dB beam width: 101.31 deg
   Left Sidelobe: -11.54 dB at 1.006  deg
   Right Sidelobe: Not Found
Far-field display setup
   Azimuth (deg)
      Span = 360.00001  deg, Center = 0.000  deg, #pts = 181
      Start= -180.00001  deg, Stop = 180.00001  deg, Delta = 2.000
deg
   Elevation (deg)
      Center = 0.000  deg, #pts = 1

Selected beam(s) 1 of 8
Beam    Frequency   Azimuth  Elevation  Pol
----    ---------   -------  ---------  ---
1       0.824  GHz  Azimuth  Elevation  Single-pol
```

Measured Performance at 850MHz Vertical Plane

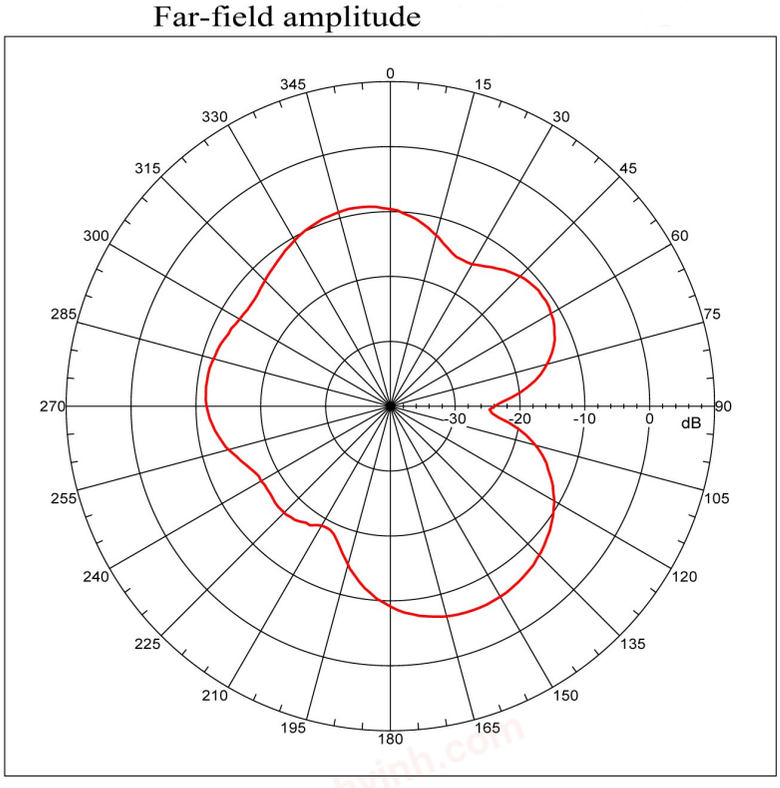


```
Far-field amplitude, Eprincipal: Linear, Tau = 0.000  deg
Gain = -6.0091  dBi
Max far-field (global) = -47.26596  dB, Max far-field (plot) =
-47.26603  dB
Normalization: Reference, Network offset = 0.000  dB
Hpeak at: 153.99999  deg, Vpeak at: 0.000  deg
Plot centering: On

GSM-04A

NSI2000 V4.0.124, Filename:C:\Documents and Settings\NSI\Desktop\20
Measurement date/time: 4/15/2014 1:36:36 PM, Filetype: NSI-97
Far-field Cut Analysis:
   Avg value: -11.924 dB
   -3. dB beam width: Not Found
   -6. dB beam width: Not Found
   -10. dB beam width: Not Found
   Left Sidelobe: -5.01 dB at 57.318  deg
   Right Sidelobe: Not Found
Far-field display setup
   Azimuth (deg)
      Span = 360.00001  deg, Center = 0.000  deg, #pts = 181
      Start= -180.00001  deg, Stop = 180.00001  deg, Delta = 2.000
deg
   Elevation (deg)
      Center = 0.000  deg, #pts = 1

Selected beam(s) 1 of 8
Beam    Frequency   Azimuth  Elevation  Pol
----    ---------   -------  ---------  ---
2       0.850  GHz  Azimuth  Elevation  Single-pol
```


©2014 REG No 277 4001, England.

chanhvinh.com

GSM Rugged ’Puck’ Antenna IP67

Measured Performance at 900MHz Vertical Plane

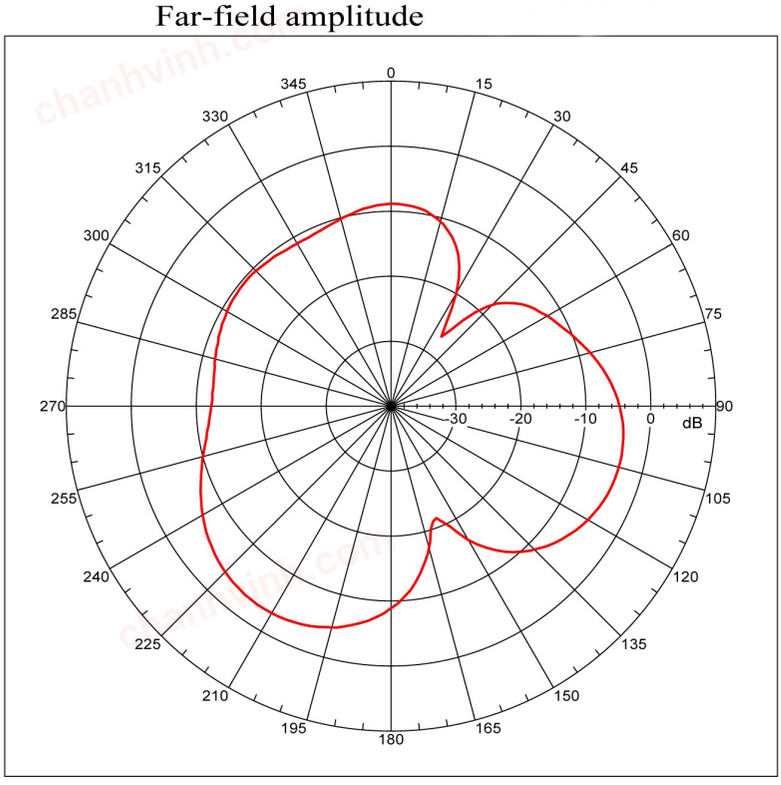


```
Far-field amplitude, Eprincipal: Linear, Tau = 0.000  deg
Gain = -3.17831  dBi
Max far-field (global) = -44.73799  dB, Max far-field (plot) =
-44.73805  dB
Normalization: Reference, Network offset = 0.000  dB
Hpeak at: -146.00001  deg, Vpeak at: 0.000  deg
Plot centering: On


NSI2000 V4.0.124, Filename:C:\Documents and Settings\NSI\Desktop\20
Measurement date/time: 4/15/2014 1:43:10 PM, Filetype: NSI-97
Far-field Cut Analysis:
   Avg value: -8.861 dB
   -3. dB beam width: 50.22 deg
   -6. dB beam width: Not Found
   -10. dB beam width: Not Found
   Left Sidelobe: Not Found
   Right Sidelobe: -7.47 dB at -55.307  deg
Far-field display setup
   Azimuth (deg)
      Span = 360.00001  deg, Center = 0.000  deg, #pts = 181
      Start= -180.00001  deg, Stop = 180.00001  deg, Delta = 2.000
deg
   Elevation (deg)
      Center = 0.000  deg, #pts = 1

Selected beam(s) 1 of 8
Beam    Frequency  Azimuth  Elevation  Pol
----    ---------  -------  ---------  ---
3       0.900  GHz  Azimuth  Elevation  Single-pol
```

Measured Performance at 960MHz Vertical Plane

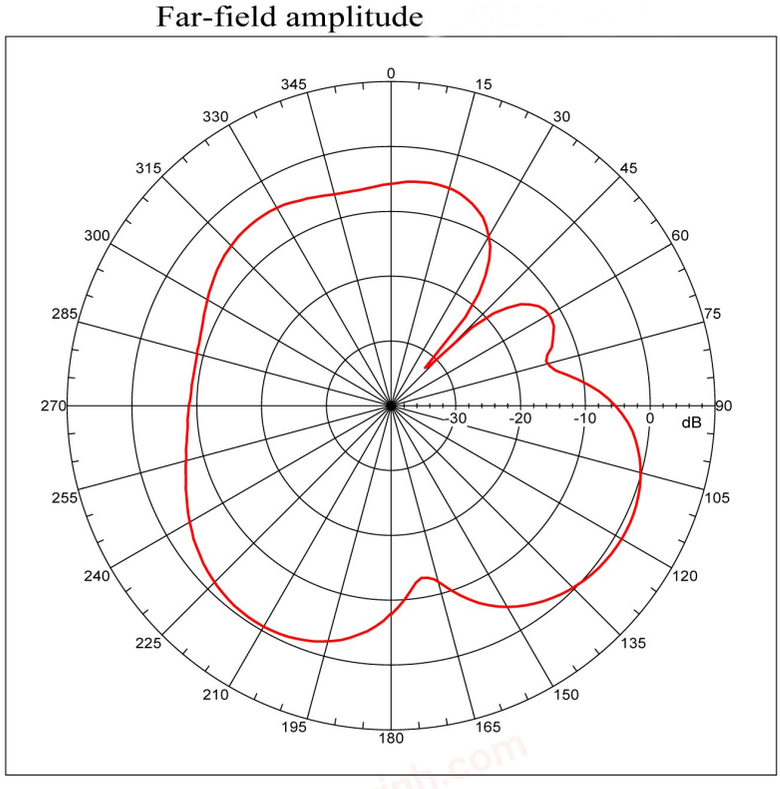


```
Far-field amplitude, Eprincipal: Linear, Tau = 0.000  deg
Gain = 1.10737  dBi
Max far-field (global) = -41.5223  dB, Max far-field (plot) =
-41.5223  dB
Normalization: Reference, Network offset = 0.000  dB
Hpeak at: 119.99999  deg, Vpeak at: 0.000  deg
Plot centering: On

(


NSI2000 V4.0.124, Filename:C:\Documents and Settings\NSI\Desktop\20
Measurement date/time: 4/15/2014 1:43:10 PM, Filetype: NSI-97
Far-field Cut Analysis:
   Avg value: -5.226 dB
   -3. dB beam width: 44.75 deg
   -6. dB beam width: 61.32 deg
   -10. dB beam width: 75.85 deg
   Left Sidelobe: -12.98 dB at 63.352  deg
   Right Sidelobe: Not Found
Far-field display setup
   Azimuth (deg)
      Span = 360.00001  deg, Center = 0.000  deg, #pts = 181
      Start= -180.00001  deg, Stop = 180.00001  deg, Delta = 2.000
deg
   Elevation (deg)
      Center = 0.000  deg, #pts = 1

Selected beam(s) 1 of 8
Beam    Frequency  Azimuth  Elevation  Pol
----    ---------  -------  ---------  ---
4       0.960  GHz  Azimuth  Elevation  Single-pol
```


©2014 REG No 277 4001, England.

chanhvinh.com

GSM Rugged ’Puck’ Antenna IP67

Measured Performance at 1.770GHz Vertical Plane

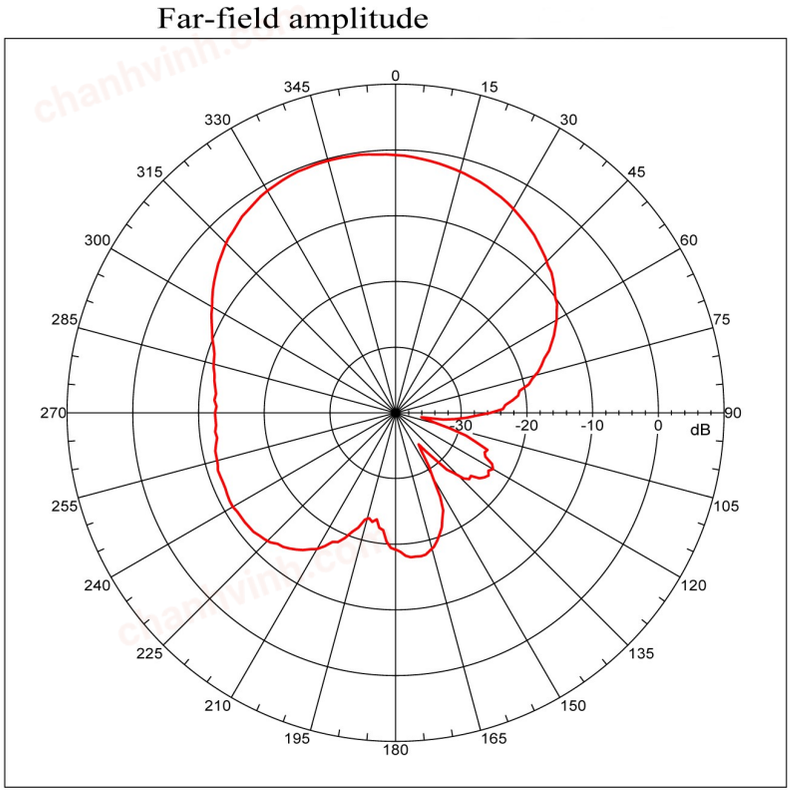


```
Far-field amplitude, Eprincipal: Linear, Tau = 0.000  deg
Gain = -0.30641  dBi
Max far-field (global) = -46.49443  dB, Max far-field (plot) =
-46.49443  dB
Normalization: Reference, Network offset = 0.000  dB
Hpeak at: -14.00001  deg, Vpeak at: 0.000  deg
Plot centering: On


NSI2000 V4.0.124, Filename:C:\Documents and Settings\NSI\Desktop\20
Measurement date/time: 4/15/2014 1:43:10 PM, Filetype: NSI-97
Far-field Cut Analysis:
   Avg Value: -9.534 dB
   -3. dB beam width: 69.23 deg
   -6. dB beam width: 96.15 deg
   -10. dB beam width: 125.61 deg
   Left Sidelobe: -11.27 dB at -107.598  deg
   Right Sidelobe: -24.62 dB at 113.631  deg
Far-field display setup
   Azimuth (deg)
     Span = 360.00001  deg, Center = 0.000  deg, #pts = 181
     Start= -180.00001  deg, Stop = 180.00001  deg, Delta = 2.000
deg
   Elevation (deg)
     Center = 0.000  deg, #pts = 1

Selected beam(s) 1 of 8
Beam    Frequency   Azimuth  Elevation  Pol
----    ---------   -------  ---------  ---
5       1.770  GHz  Azimuth  Elevation  Single-pol
```

Measured Performance at 1.85GHz Vertical Plane

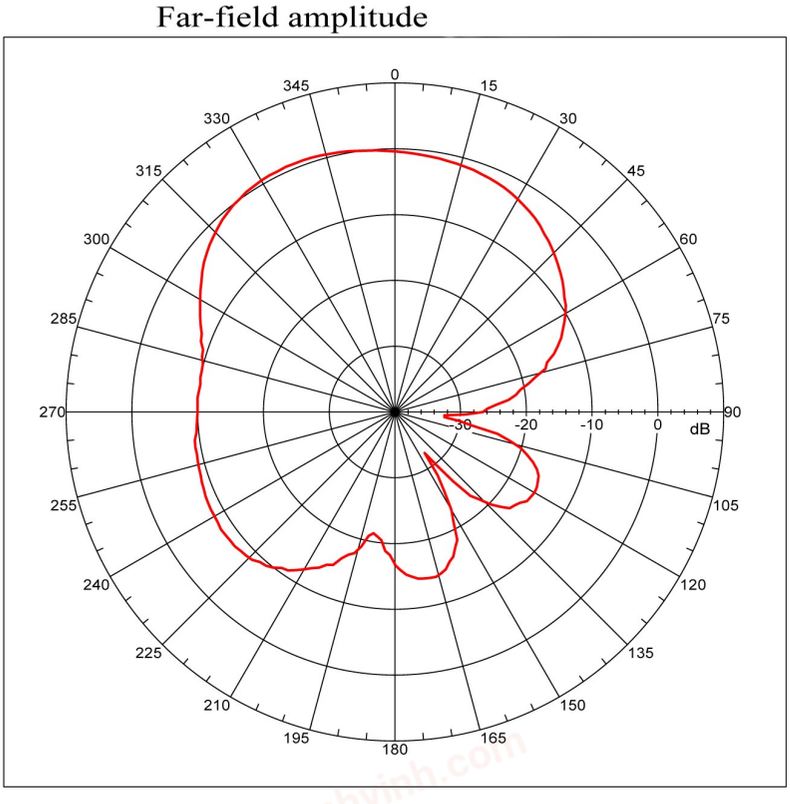


```
Far-field amplitude, Eprincipal: Linear, Tau = 0.000  deg
Gain = 0.74919  dBi
Max far-field (global) = -45.67785  dB, Max far-field (plot) =
-45.67786  dB
Normalization: Reference, Network offset = 0.000  dB
Hpeak at: -24.00001  deg, Vpeak at: 0.000  deg
Plot centering: On


NSI2000 V4.0.124, Filename:C:\Documents and Settings\NSI\Desktop\20
Measurement date/time: 4/15/2014 1:43:10 PM, Filetype: NSI-97
Far-field Cut Analysis:
   Avg Value: -7.679 dB
   -3. dB beam width: 76.34 deg
   -6. dB beam width: 101.58 deg
   -10. dB beam width: 130.00 deg
   Left Sidelobe: -8.85 dB at -123.687  deg
   Right Sidelobe: -16.26 dB at 121.676  deg
Far-field display setup
   Azimuth (deg)
     Span = 360.00001  deg, Center = 0.000  deg, #pts = 181
     Start= -180.00001  deg, Stop = 180.00001  deg, Delta = 2.000
deg
   Elevation (deg)
     Center = 0.000  deg, #pts = 1

Selected beam(s) 1 of 8
Beam    Frequency   Azimuth  Elevation  Pol
----    ---------   -------  ---------  ---
6       1.850  GHz  Azimuth  Elevation  Single-pol
```


©2014 REG No 277 4001, England.

chanhvinh.com

GSM Rugged ’Puck’ Antenna IP67

Measured Performance at 1.9GHz Vertical Pane

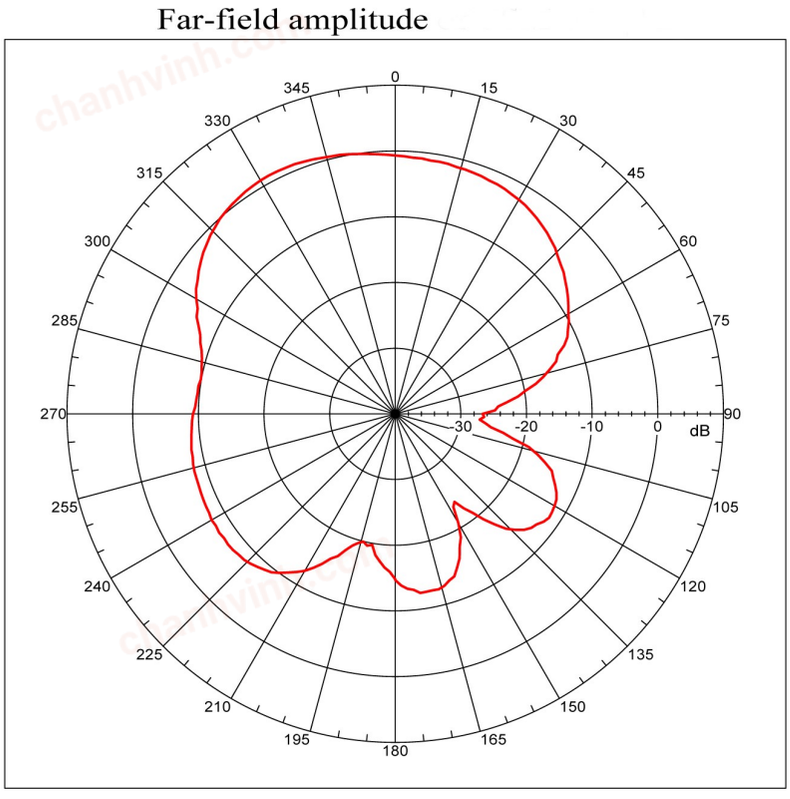


```
Far-field amplitude, Eprincipal: Linear, Tau = 0.000  deg
Gain = 1.05238  dBi
Max far-field (global) = -45.98458  dB, Max far-field (plot) =
-45.98458  dB
Normalization: Reference, Network offset = 0.000  dB
Hpeak at: -28.00001  deg, Vpeak at: 0.000  deg
Plot centering: On

GSM-04A

NSI2000 V4.0.124, Filename:C:\Documents and Settings\NSI\Desktop\20
Measurement date/time: 4/15/2014 1:43:10 PM, Filetype: NSI-97
Far-field Cut Analysis:
   Avg value: -7.147 dB
   -3. dB beam width: 76.62 deg
   -6. dB beam width: 104.45 deg
   -10. dB beam width: 130.71 deg
   Left Sidelobe: -8.76 dB at -119.665  deg
   Right Sidelobe: -12.77 dB at 125.698  deg
Far-field display setup
   Azimuth (deg)
     Span = 360.00001  deg, Center = 0.000  deg, #pts = 181
     Start= -180.00001  deg, Stop = 180.00001  deg, Delta = 2.000
deg
   Elevation (deg)
     Center = 0.000  deg, #pts = 1

Selected beam(s) 1 of 8
Beam    Frequency   Azimuth  Elevation  Pol
----    ---------   -------  ---------  ---
7       1.900  GHz  Azimuth  Elevation  Single-pol
```

Measured Performance at 2.17GHz Vertical Plane

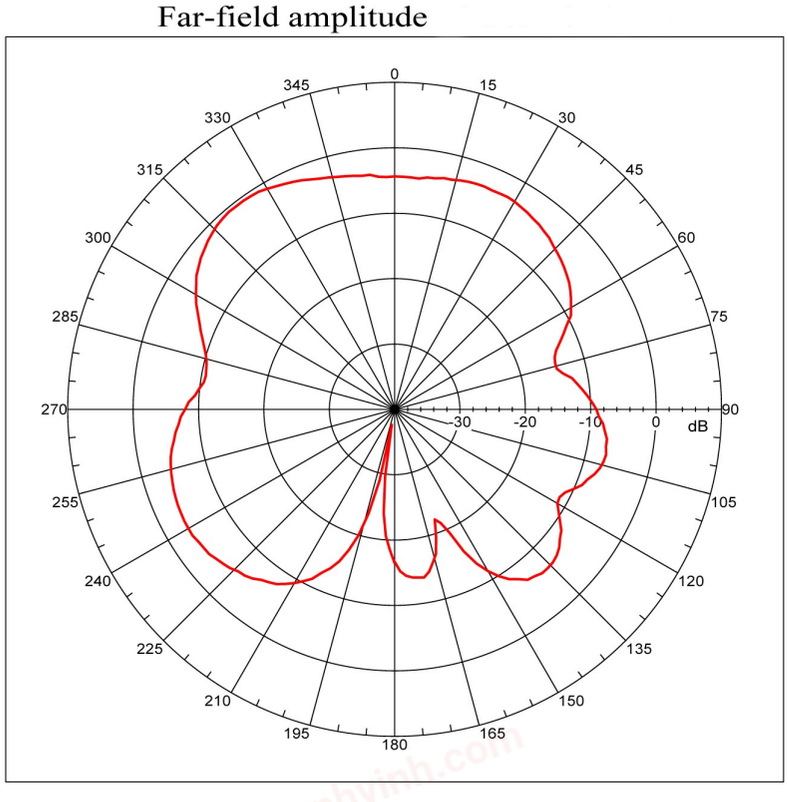


```
Far-field amplitude, Eprincipal: Linear, Tau = 0.000  deg
Gain = -0.59095  dBi
Max far-field (global) = -48.12306  dB, Max far-field (plot) =
-48.12307  dB
Normalization: Reference, Network offset = 0.000  dB
Hpeak at: -40.00001  deg, Vpeak at: 0.000  deg
Plot centering: On

GSM-04A

NSI2000 V4.0.124, Filename:C:\Documents and Settings\NSI\Desktop\20
Measurement date/time: 4/15/2014 1:43:10 PM, Filetype: NSI-97
Far-field Cut Analysis:
   Avg value: -6.723 dB
   -3. dB beam width: 44.74 deg
   -6. dB beam width: 116.88 deg
   -10. dB beam width: 143.19 deg
   Left Sidelobe: -2.99 dB at -117.654  deg
   Right Sidelobe: -2.68 dB at 23.129  deg
Far-field display setup
   Azimuth (deg)
     Span = 360.00001  deg, Center = 0.000  deg, #pts = 181
     Start= -180.00001  deg, Stop = 180.00001  deg, Delta = 2.000
deg
   Elevation (deg)
     Center = 0.000  deg, #pts = 1

Selected beam(s) 1 of 8
Beam    Frequency   Azimuth  Elevation  Pol
----    ---------   -------  ---------  ---
8       2.170  GHz  Azimuth  Elevation  Single-pol
```


©2014 REG No 277 4001, England.

chanhvinh.com

GSM Rugged ’Puck’ Antenna IP67

Measured Performance at 824MHz Horizontal Plane

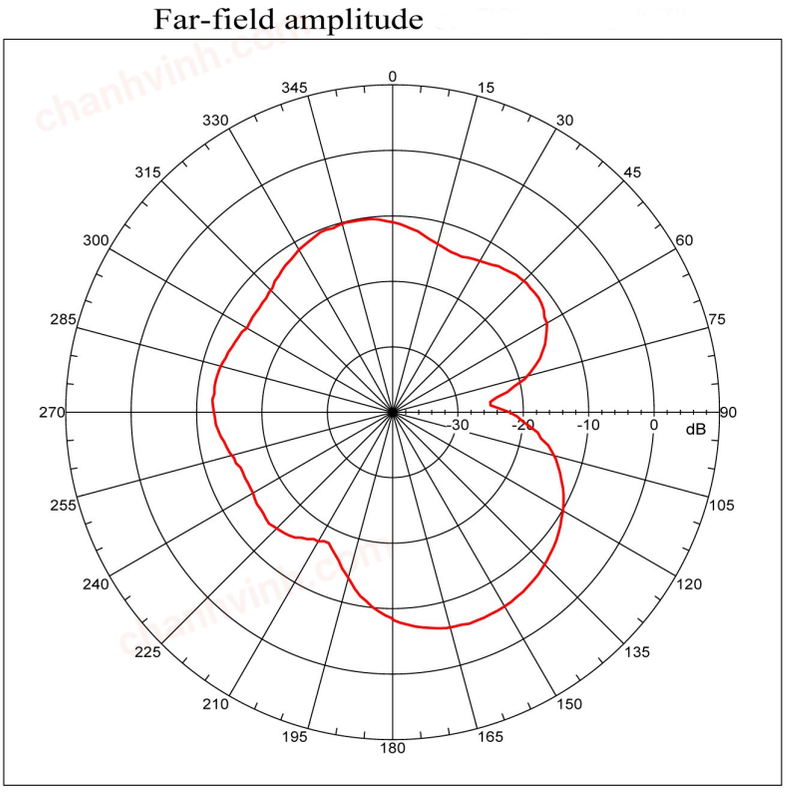


```
Far-field amplitude, Eprincipal: Linear, Tau = 0.000  deg
Gain = -5.6551  dBi
Max far-field (global) = -48.65444  dB, Max far-field (plot) =
-48.65449  dB
Normalization: Reference, Network offset = 0.000  dB
Hpeak at: 155.99999  deg, Vpeak at: 0.000  deg
Plot centering: On

GSM-04A

NSI2000 V4.0.124, Filename:C:\Documents and Settings\NSI\Desktop\20
Measurement date/time: 4/15/2014 1:36:36 PM, Filetype: NSI-97
Far-field Cut Analysis:
   Avg value: -11.954 dB
   -3. dB beam width: Not Found
   -6. dB beam width: Not Found
   -10. dB beam width: Not Found
   Left Sidelobe: -5.98 dB at 51.285  deg
   Right Sidelobe: Not Found
Far-field display setup
   Azimuth (deg)
     Span = 360.00001  deg, Center = 0.000  deg, #pts = 181
     Start= -180.00001  deg, Stop = 180.00001  deg, Delta = 2.000
deg
   Elevation (deg)
     Center = 0.000  deg, #pts = 1

Selected beam(s) 1 of 8
Beam    Frequency   Azimuth  Elevation  Pol
----    ---------   -------  ---------  ---
1       0.824  GHz  Azimuth  Elevation  Single-pol
```

Measured Performance at 850MHz Horizontal Plane

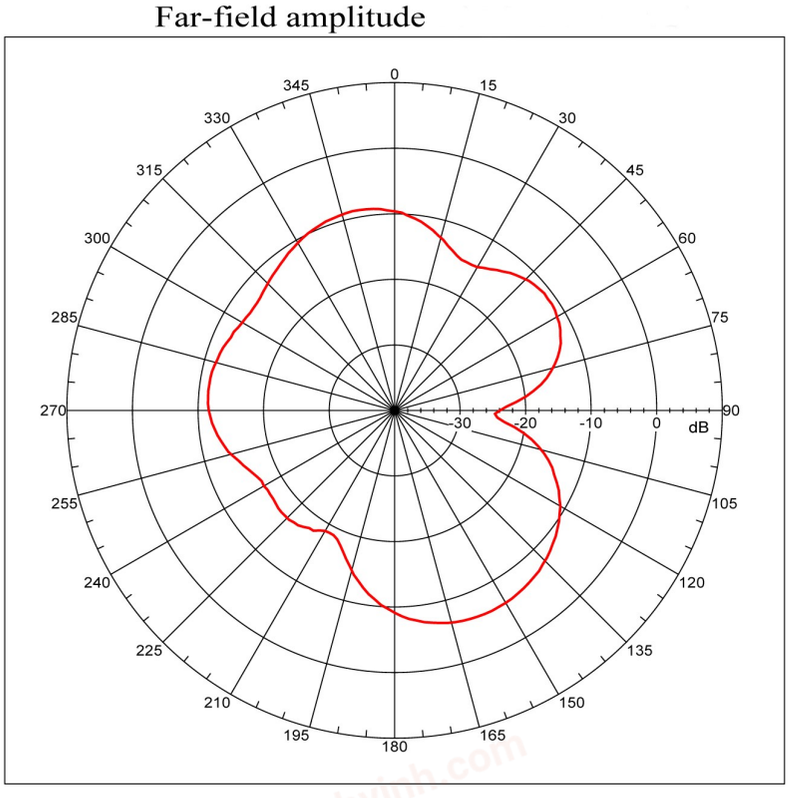


```
Far-field amplitude, Eprincipal: Linear, Tau = 0.000  deg
Gain = -6.0091  dBi
Max far-field (global) = -47.26596  dB, Max far-field (plot) =
-47.26603  dB
Normalization: Reference, Network offset = 0.000  dB
Hpeak at: 153.99999  deg, Vpeak at: 0.000  deg
Plot centering: On

GSM-04A

NSI2000 V4.0.124, Filename:C:\Documents and Settings\NSI\Desktop\20
Measurement date/time: 4/15/2014 1:36:36 PM, Filetype: NSI-97
Far-field Cut Analysis:
   Avg value: -11.924 dB
   -3. dB beam width: Not Found
   -6. dB beam width: Not Found
   -10. dB beam width: Not Found
   Left Sidelobe: -5.01 dB at 57.318  deg
   Right Sidelobe: Not Found
Far-field display setup
   Azimuth (deg)
     Span = 360.00001  deg, Center = 0.000  deg, #pts = 181
     Start= -180.00001  deg, Stop = 180.00001  deg, Delta = 2.000
deg
   Elevation (deg)
     Center = 0.000  deg, #pts = 1

Selected beam(s) 1 of 8
Beam    Frequency   Azimuth  Elevation  Pol
----    ---------   -------  ---------  ---
2       0.850  GHz  Azimuth  Elevation  Single-pol
```


©2014 REG No 277 4001, England.

GSM Rugged ’Puck’ Antenna IP67

Measured Performance at 900MHz Horizontal Plane

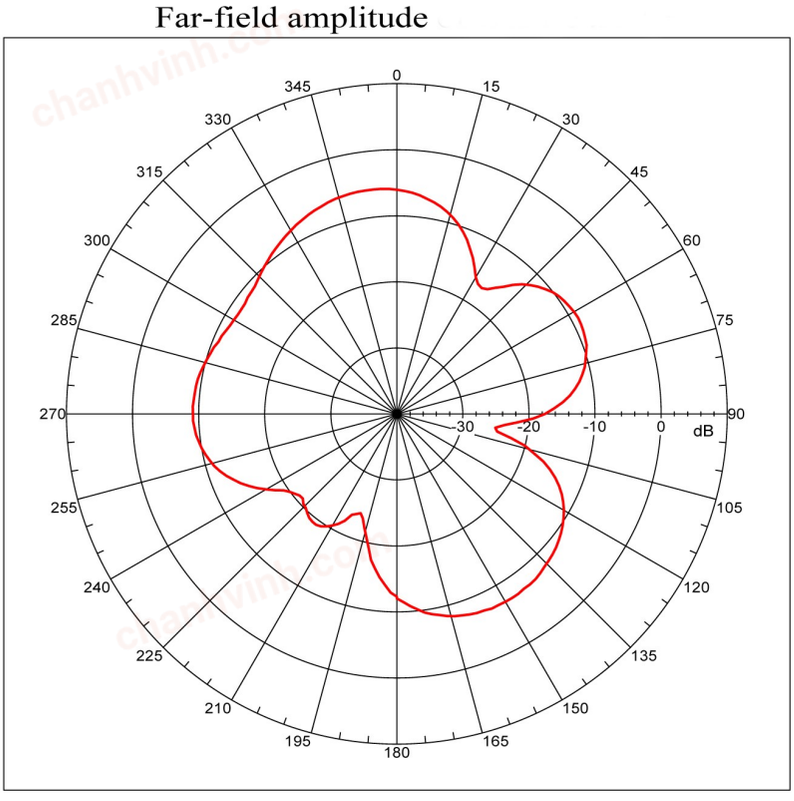


```
Far-field amplitude, Eprincipal: Linear, Tau = 0.000  deg
Gain = -5.85129  dBi
Max far-field (global) = -47.41097  dB, Max far-field (plot) =
-47.41097  dB
Normalization: Reference, Network offset = 0.000  dB
Hpeak at: -8.00001  deg, Vpeak at: 0.000  deg
Plot centering: On

GSM-04A

NSI2000 V4.0.124, Filename:C:\Documents and Settings\NSI\Desktop\20
Measurement date/time: 4/15/2014 1:36:36 PM, Filetype: NSI-97
Far-field Cut Analysis:
   Avg value: -11.058 dB
   -3. dB beam width: 50.84 deg
   -6. dB beam width: 131.05 deg
   -10. dB beam width: 147.96 deg
   Left Sidelobe: -3.26 dB at -87.486  deg
   Right Sidelobe: -3.11 dB at 63.352  deg
Far-field display setup
   Azimuth (deg)
      Span = 360.00001  deg, Center = 0.000  deg, #pts = 181
      Start= -180.00001  deg, Stop = 180.00001  deg, Delta = 2.000
deg
   Elevation (deg)
      Center = 0.000  deg, #pts = 1

Selected beam(s) 1 of 8
Beam    Frequency   Azimuth  Elevation  Pol
----    ---------   -------  ---------  ---
3       0.900  GHz  Azimuth  Elevation  Single-pol
```

Measured Performance at 960MHz Horizontal Plane

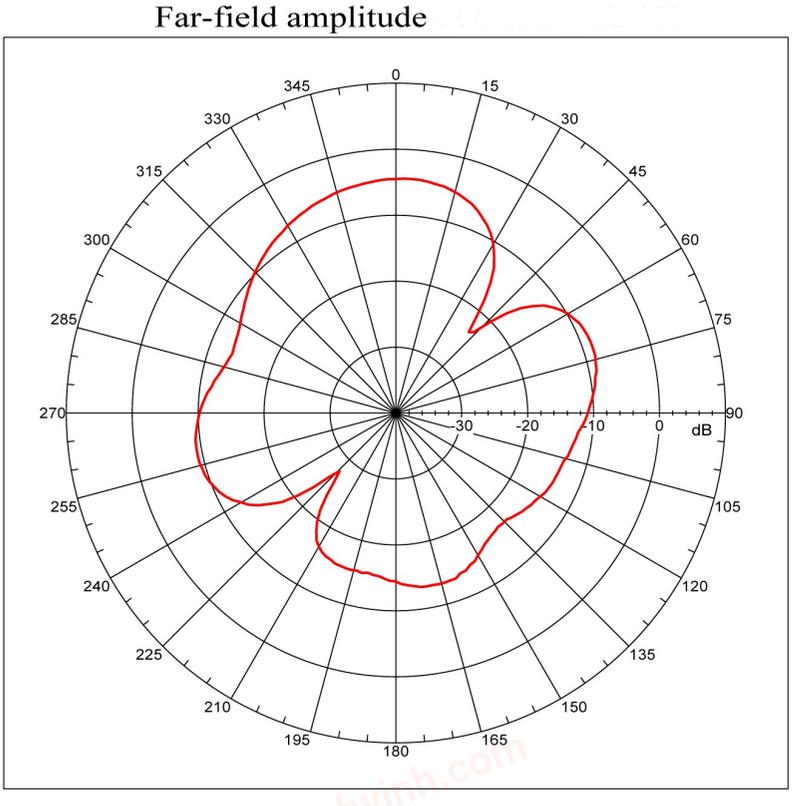


```
Far-field amplitude, Eprincipal: Linear, Tau = 0.000  deg
Gain = -4.44603  dBi
Max far-field (global) = -47.0757  dB, Max far-field (plot) =
-47.0757  dB
Normalization: Reference, Network offset = 0.000  dB
Hpeak at: 1.99999  deg, Vpeak at: 0.000  deg
Plot centering: On

GSM-04A

NSI2000 V4.0.124, Filename:C:\Documents and Settings\NSI\Desktop\20
Measurement date/time: 4/15/2014 1:36:36 PM, Filetype: NSI-97
Far-field Cut Analysis:
   Avg value: -11.169 dB
   -3. dB beam width: 54.98 deg
   -6. dB beam width: 78.59 deg
   -10. dB beam width: 159.01 deg
   Left Sidelobe: -4.81 dB at -101.564  deg
   Right Sidelobe: -4.09 dB at 71.397  deg
Far-field display setup
   Azimuth (deg)
      Span = 360.00001  deg, Center = 0.000  deg, #pts = 181
      Start= -180.00001  deg, Stop = 180.00001  deg, Delta = 2.000
deg
   Elevation (deg)
      Center = 0.000  deg, #pts = 1

Selected beam(s) 1 of 8
Beam    Frequency   Azimuth  Elevation  Pol
----    ---------   -------  ---------  ---
4       0.960  GHz  Azimuth  Elevation  Single-pol
```

chanhvinh.com

GSM Rugged ’Puck’ Antenna IP67

Measured Performance at 1.770GHz Horizontal Plane

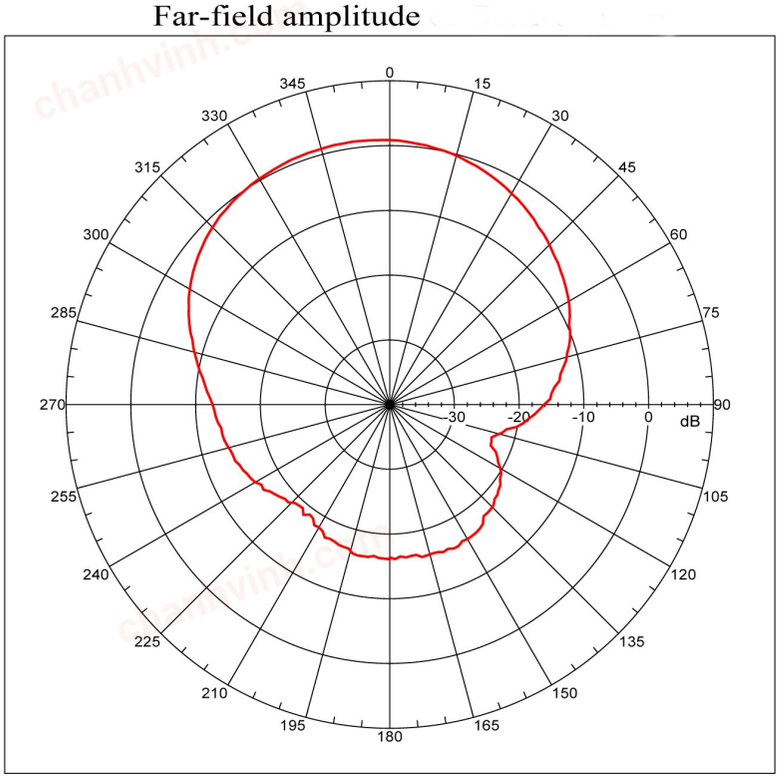


```
Far-field amplitude, Eprincipal: Linear, Tau = 0.000  deg
Gain = 0.97936  dBi
Max far-field (global) = -45.20866  dB, Max far-field (plot) =
-45.20867  dB
Normalization: Reference, Network offset = 0.000  dB
Hpeak at: -8.00001  deg, Vpeak at: 0.000  deg
Plot centering: On

NSI2000 V4.0.124, Filename:C:\Documents and Settings\NSI\Desktop\20
Measurement date/time: 4/15/2014 1:36:36 PM, Filetype: NSI-97
Far-field Cut Analysis:
   Avg value: -7.677 dB
   -3. dB beam width: 77.92 deg
   -6. dB beam width: 107.69 deg
   -10. dB beam width: 140.44 deg
   Left Sidelobe: -19.01 dB at -147.821  deg
   Right Sidelobe: -18.43 dB at 139.777  deg
Far-field display setup
   Azimuth (deg)
     Span = 360.00001  deg, Center = 0.000  deg, #pts = 181
     Start= -180.00001  deg, Stop = 180.00001  deg, Delta = 2.000
deg
   Elevation (deg)
     Center = 0.000  deg, #pts = 1

Selected beam(s) 1 of 8
Beam    Frequency   Azimuth  Elevation  Pol
----    ---------   -------  ---------  ---
5       1.770  GHz  Azimuth  Elevation  Single-pol
```

Measured Performance at 1.85GHz Horizontal Plane

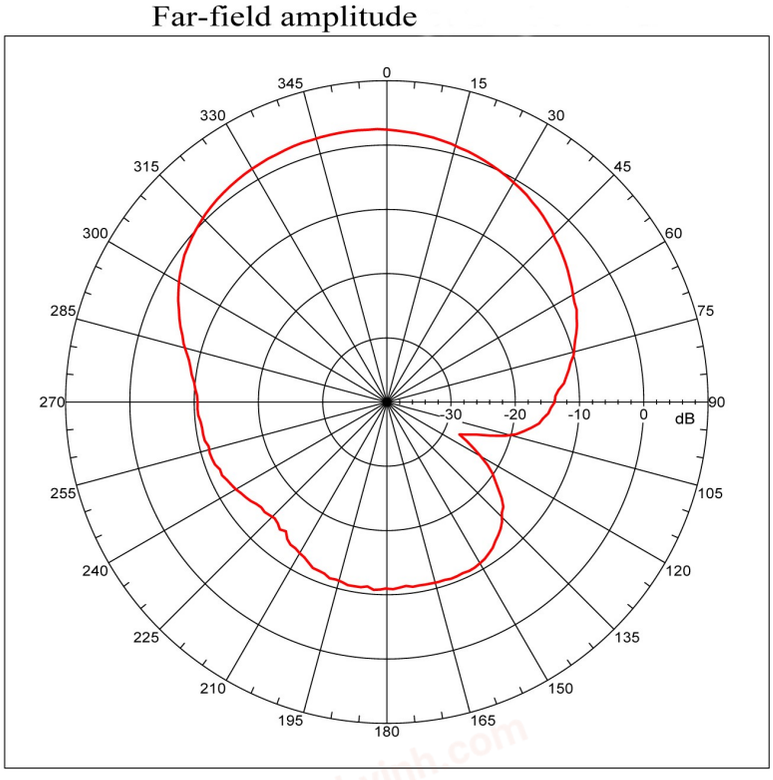


```
Far-field amplitude, Eprincipal: Linear, Tau = 0.000  deg
Gain = 2.52662  dBi
Max far-field (global) = -43.90042  dB, Max far-field (plot) =
-43.90041  dB
Normalization: Reference, Network offset = 0.000  dB
Hpeak at: -10.00001  deg, Vpeak at: 0.000  deg
Plot centering: On

GSM-04A

NSI2000 V4.0.124, Filename:C:\Documents and Settings\NSI\Desktop\20
Measurement date/time: 4/15/2014 1:36:36 PM, Filetype: NSI-97
Far-field Cut Analysis:
   Avg value: -5.617 dB
   -3. dB beam width: 80.58 deg
   -6. dB beam width: 109.08 deg
   -10. dB beam width: 141.03 deg
   Left Sidelobe: -13.70 dB at -161.899  deg
   Right Sidelobe: -13.28 dB at 155.866  deg
Far-field display setup
   Azimuth (deg)
     Span = 360.00001  deg, Center = 0.000  deg, #pts = 181
     Start= -180.00001  deg, Stop = 180.00001  deg, Delta = 2.000
deg
   Elevation (deg)
     Center = 0.000  deg, #pts = 1

Selected beam(s) 1 of 8
Beam    Frequency   Azimuth  Elevation  Pol
----    ---------   -------  ---------  ---
6       1.850  GHz  Azimuth  Elevation  Single-pol
```

chanhvinh.com

GSM Rugged ’Puck’ Antenna IP67

Measured Performance at 1.9GHz Horizontal Plane

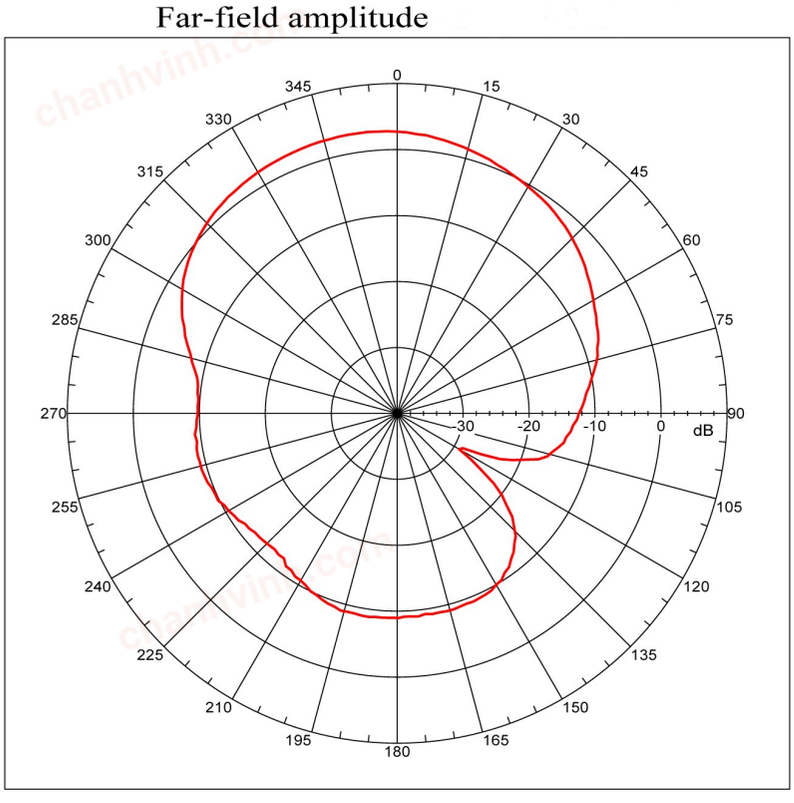


```
Far-field amplitude, Eprincipal: Linear, Tau = 0.000  deg
Gain = 2.89236  dBi
Max far-field (global) = -44.1446  dB, Max far-field (plot) =
-44.1446  dB
Normalization: Reference, Network offset = 0.000  dB
Hpeak at: -6.00001  deg, Vpeak at: 0.000  deg
Plot centering: On

GSM-04A

NSI2000 V4.0.124, Filename:C:\Documents and Settings\NSI\Desktop\20
Measurement date/time: 4/15/2014 1:36:36 PM, Filetype: NSI-97
Far-field Cut Analysis:
   Avg value: -4.947 dB
   -3. dB beam width: 79.14 deg
   -6. dB beam width: 111.04 deg
   -10. dB beam width: 141.56 deg
   Left Sidelobe: -11.78 dB at -163.911  deg
   Right Sidelobe: -12.12 dB at 159.888  deg
Far-field display setup
   Azimuth (deg)
      Span = 360.00001  deg, Center = 0.000  deg, #pts = 181
      Start= -180.00001  deg, Stop = 180.00001  deg, Delta = 2.000
deg
   Elevation (deg)
      Center = 0.000  deg, #pts = 1

Selected beam(s) 1 of 8
Beam    Frequency   Azimuth  Elevation  Pol
----    ---------   -------  ---------  ---
7       1.900  GHz  Azimuth  Elevation  Single-pol
```

Measured Performance at 2.17GHz Horizontal Plane

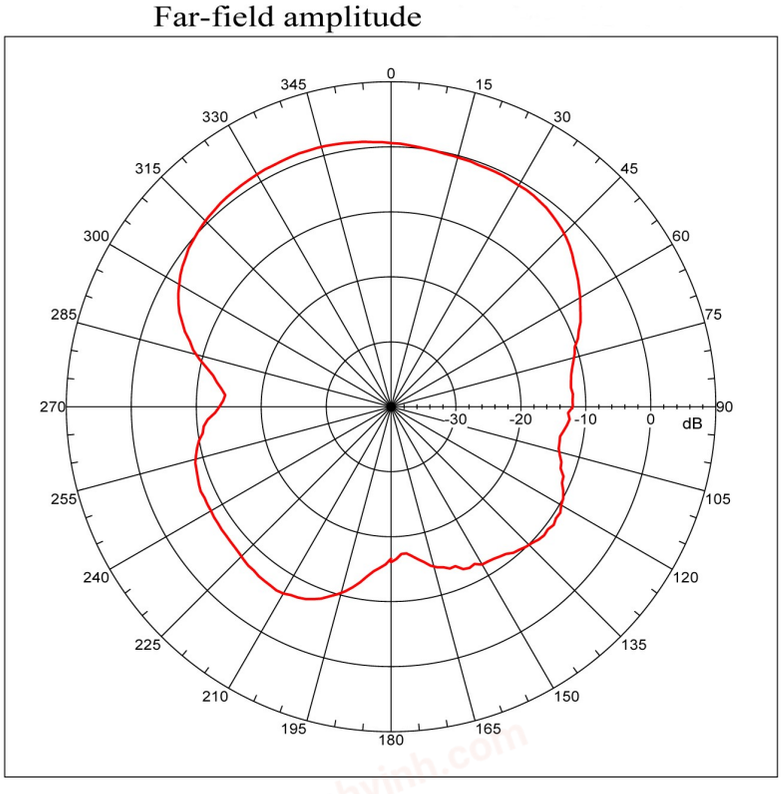


```
Far-field amplitude, Eprincipal: Linear, Tau = 0.000  deg
Gain = 1.44719  dBi
Max far-field (global) = -46.08492  dB, Max far-field (plot) =
-46.08493  dB
Normalization: Reference, Network offset = 0.000  dB
Hpeak at: -20.00001  deg, Vpeak at: 0.000  deg
Plot centering: On

GSM-04A

NSI2000 V4.0.124, Filename:C:\Documents and Settings\NSI\Desktop\20
Measurement date/time: 4/15/2014 1:36:36 PM, Filetype: NSI-97
Far-field Cut Analysis:
   Avg value: -5.442 dB
   -3. dB beam width: 98.16 deg
   -6. dB beam width: 120.42 deg
   -10. dB beam width: 142.39 deg
   Left Sidelobe: -9.40 dB at -113.631  deg
   Right Sidelobe: -10.71 dB at 123.687  deg
Far-field display setup
   Azimuth (deg)
      Span = 360.00001  deg, Center = 0.000  deg, #pts = 181
      Start= -180.00001  deg, Stop = 180.00001  deg, Delta = 2.000
deg
   Elevation (deg)
      Center = 0.000  deg, #pts = 1

Selected beam(s) 1 of 8
Beam    Frequency   Azimuth  Elevation  Pol
----    ---------   -------  ---------  ---
8       2.170  GHz  Azimuth  Elevation  Single-pol
```

chanhvinh.com

GSM Rugged ’Puck’ Antenna IP67

RF Solutions Ltd. Recycling Notice
Meets the following EC Directives:

DO NOT
Discard with normal waste, please recycle.

ROHS Directive 2002/95/EC
Specifies certain limits for hazardous substances.

WEEE Directive 2002/96/EC
Waste electrical & electronic equipment. This product must be disposed of through a licensed WEEE collection point. RF Solutions Ltd., fulfills its WEEE obligations by

RF Solutions Ltd
William Alexander House, William Way, Burgess Hill, West Sussex, RH15 9AG
Sales: +44(0)1444 227 910 Tech Support: +44(0)1444 227909