chanhvinh.com

Pulse
a YAGEO company

Series: Chip Antenna

TECHNICAL DATA SHEET

Description: 868MHz On Ground Ceramic SMD Loop Antenna

PART NUMBER: W3214



Features:

- Frequency 863-873 MHz
- Size 10 x 3.2 x 5mm
- Full metal under antenna
- Peak Gain 1dBi
- Peak Efficiency 55%
- RoHs Compliant
- MSL level 1

Applications:

- 868MHz ISM band radios
- IoT devices
- Sensors, monitoring
- Industry automation

All dimensions are in mm / inches

Issue: 2049

RoHS COMPLIANT

In the effort to improve our products, we reserve the right to make changes judged to be necessary.
CONFIDENTIAL AND PROPRIETARY INFORMATION
This document contains confidential and proprietary information of Pulse Electronics, Inc. (Pulse) and is protected by copyright, trade secret and other state and federal laws. Its receipt or possession does not convey any rights to reproduce, disclose its contents, or to manufacture, use or sell anything it may describe. Reproduction, disclosure or use without specific written authorization of Pulse is strictly forbidden.

For more information:

Pulse Worldwide Headquarters
15255 Innovation Drive #100
San Diego, CA 92128
USA
Tel:1-858-674-8100

Pulse/Larsen Antennas
18110 SE 34th St Bldg 2 Suite 250
Vancouver, WA 98683
USA
Tel: 1-360-944-7551

Europe Headquarters
Pulse GmbH & Do, KG
Zeppelinstrasse 15
Herrenberg, Germany
Tel: 49 7032 7806 0

Pulse (Suzhou) Wireless Products Co, Inc.
99 Huo Ju Road(#29 Bldg,4th Phase
Suzhou New District
Jiangsu Province, Suzhou 215009 PR China
Tel: 86 512 6807 9998

chanhvinh.com

Pulse
a YAGEO company

Series: Chip Antenna

TECHNICAL DATA SHEET

Description: 868MHz On Ground Ceramic SMD Loop Antenna

PART NUMBER: W3214

ELECTRICAL SPECIFICATIONS

Frequency	863-873MHz
Nominal Impedance	50 Ω
Return Loss Peak	-20dB
Return Loss Band edge	-5dB
Radiation Pattern	Omni
Peak Gain	1dBi
Efficiency	38% (55% peak)
Polarization	Linear
Power Withstanding	5W

MECHANICAL SPECIFICATIONS

Overall Length	10x3.2x5mm
Weight	0.73g
Antenna Material	Ceramic with silver plating

ENVIRONMENTAL SPECIFICATIONS

Operating Temperature	-40~+85° C
Storage Temperature	-40~+85° C
RoHS Compliant	Yes

In the effort to improve our products, we reserve the right to make changes judged to be necessary.
CONFIDENTIAL AND PROPRIETARY INFORMATION
This document contains confidential and proprietary information of Pulse Electronics, Inc. (Pulse) and is protected by copyright, trade secret and other state and federal laws. Its receipt or possession does not convey any rights to reproduce, disclose its contents, or to manufacture, use or sell anything it may describe. Reproduction, disclosure or use without specific written authorization of Pulse is strictly forbidden.

RoHS COMPLIANT

chanhvinh.com

Pulse
a YAGEO company

TECHNICAL DATA SHEET

Series: Chip Antenna

Description: 868MHz On Ground Ceramic SMD Loop Antenna

PART NUMBER: W3214

MECHANICAL DRAWING

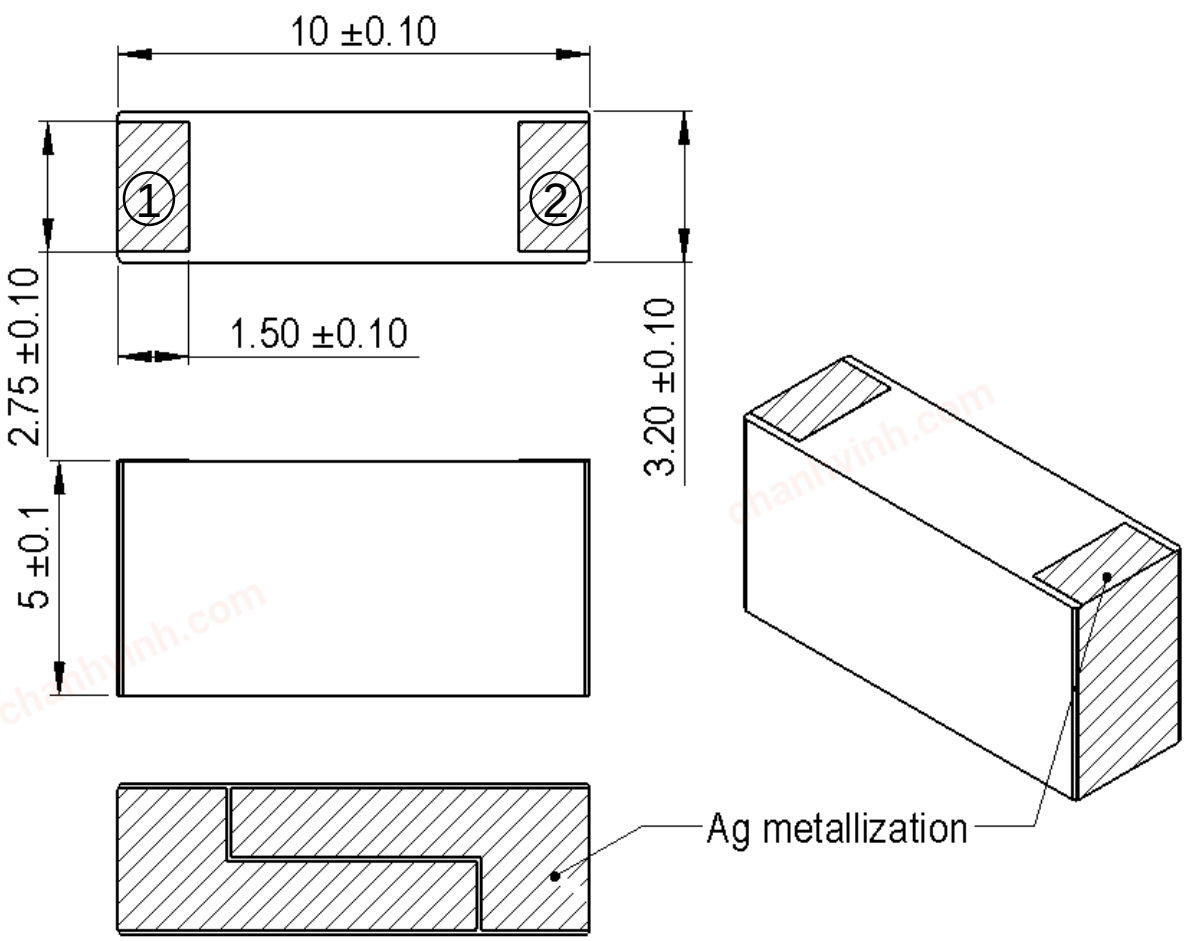

No.	Terminal Name	Terminal Dimensions
1	Feed / GND	1.5 x 2.75 mm
2	Feed / GND	1.5 x 2.75 mm
Antenna is symmetrical. Either of terminals 1 or 2 can be Feed / GND		

In the effort to improve our products, we reserve the right to make changes judged to be necessary.
CONFIDENTIAL AND PROPRIETARY INFORMATION
This document contains confidential and proprietary information of Pulse Electronics, Inc. (Pulse) and is protected by copyright, trade secret and other state and federal laws. Its receipt or possession does not convey any rights to reproduce, disclose its contents, or to manufacture, use or sell anything it may describe. Reproduction, disclosure or use without specific written authorization of Pulse is strictly forbidden.

RoHS COMPLIANT

chanhvinh.com

Pulse
a YAGEO company

Series: Chip Antenna

TECHNICAL DATA SHEET

Description: 868MHz On Ground Ceramic SMD Loop Antenna

PART NUMBER: W3214

MECHANICAL DRAWING AND TERMINAL CONFIGURATION

Ground cleared under antenna TOP and MIDDLE layers, clearance area 10.8 mm x 8.25mm (BOTTOM layer solid ground)

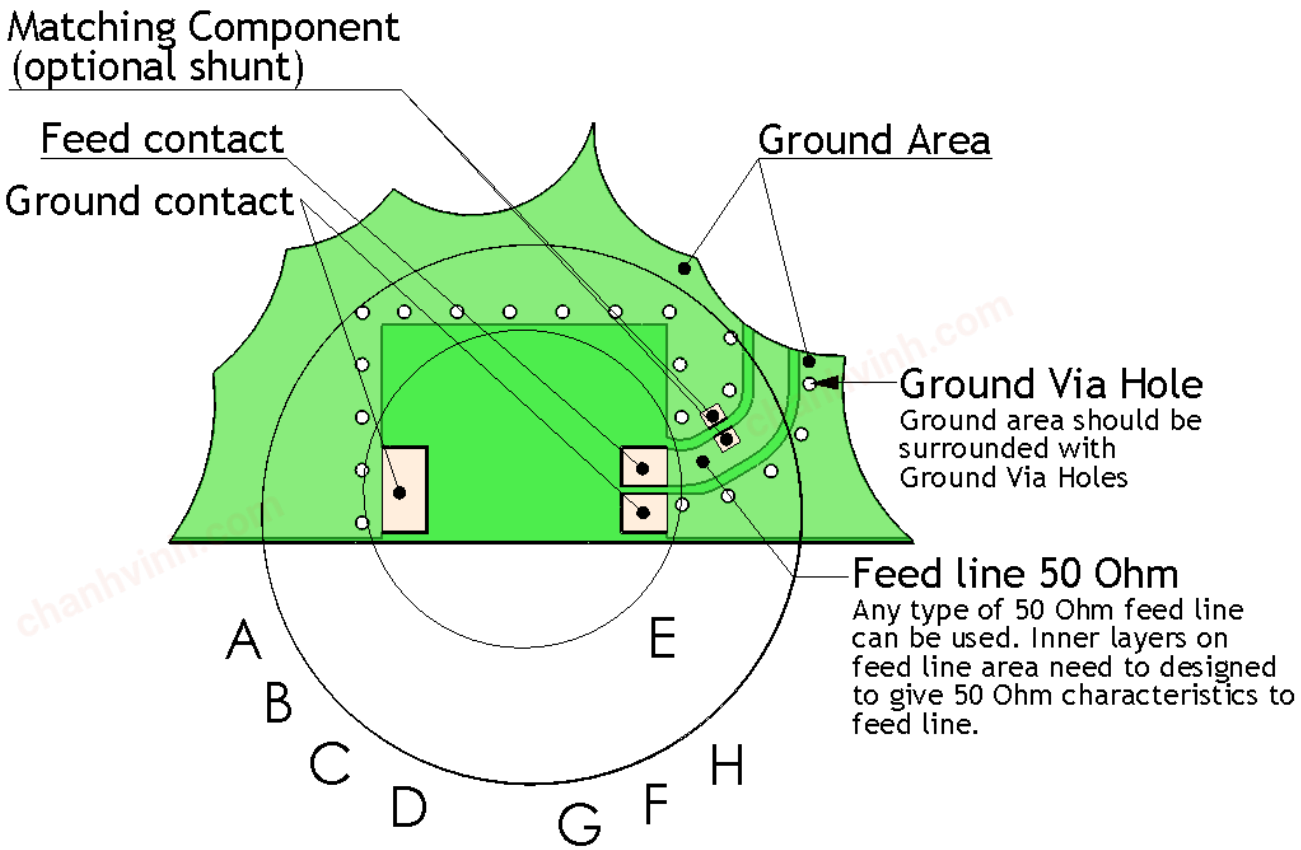

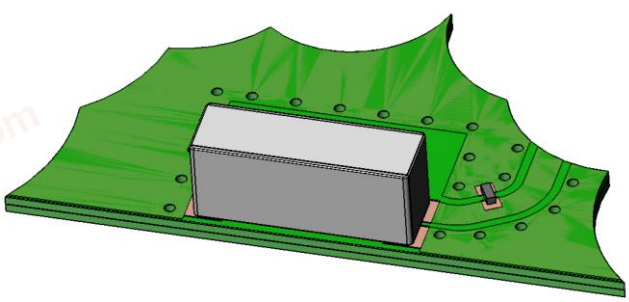

In the effort to improve our products, we reserve the right to make changes judged to be necessary.
CONFIDENTIAL AND PROPRIETARY INFORMATION
This document contains confidential and proprietary information of Pulse Electronics, Inc. (Pulse) and is protected by copyright, trade secret and other state and federal laws. Its receipt or possession does not convey any rights to reproduce, disclose its contents, or to manufacture, use or sell anything it may describe. Reproduction, disclosure or use without specific written authorization of Pulse is strictly forbidden.

RoHS COMPLIANT

chanhvinh.com

Pulse
a YAGEO company

TECHNICAL DATA SHEET

Series: Chip Antenna

Description: 868MHz On Ground Ceramic SMD Loop Antenna

PART NUMBER: W3214

MECHANICAL DRAWING AND TERMINAL CONFIGURATION

Recommended Antenna Pad Dimensions on PCB Layout (top surface)
Ground cleared under antenna on top and inner layers,
clearance area 10.8 mm x 8.25 mm

Ground clearance area (10.80 x 8.25 mm)

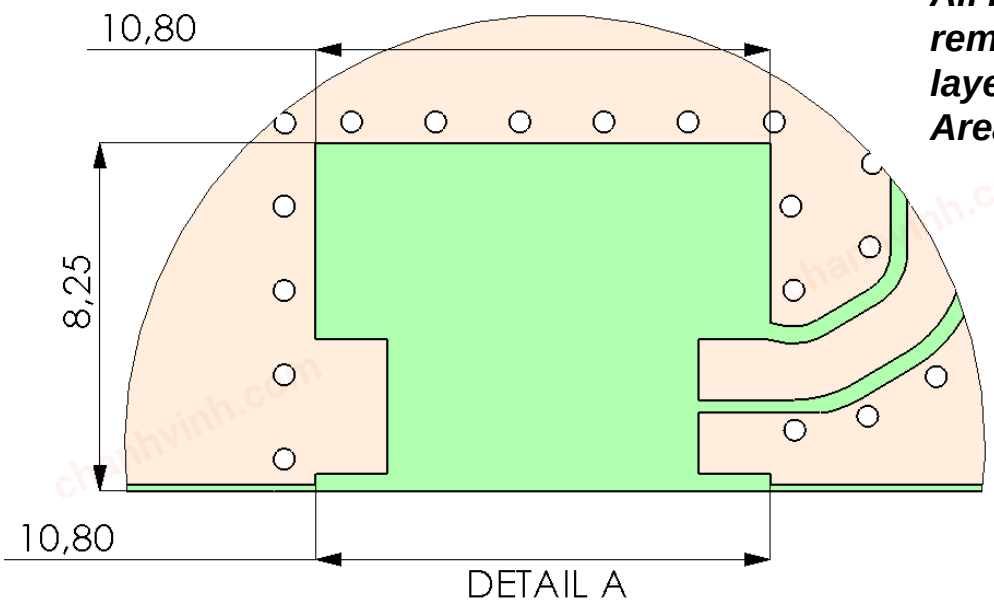

All metallization must be removed from top and inner layers, clearance Area (10.8 x 8.25 mm)

Bottom solid ground layer



Issue: 2049

In the effort to improve our products, we reserve the right to make changes judged to be necessary.
CONFIDENTIAL AND PROPRIETARY INFORMATION
This document contains confidential and proprietary information of Pulse Electronics, Inc. (Pulse) and is protected by copyright, trade secret and other state and federal laws. Its receipt or possession does not convey any rights to reproduce, disclose its contents, or to manufacture, use or sell anything it may describe. Reproduction, disclosure or use without specific written authorization of Pulse is strictly forbidden.

RoHS COMPLIANT

chanhvinh.com

Pulse
a YAGEO company

Series: Chip Antenna

TECHNICAL DATA SHEET

Description: 868MHz On Ground Ceramic SMD Loop Antenna

PART NUMBER: W3214

MECHANICAL DRAWING AND TERMINAL CONFIGURATION

Recommended Antenna Pad Dimensions on PWB Layout (top surface)

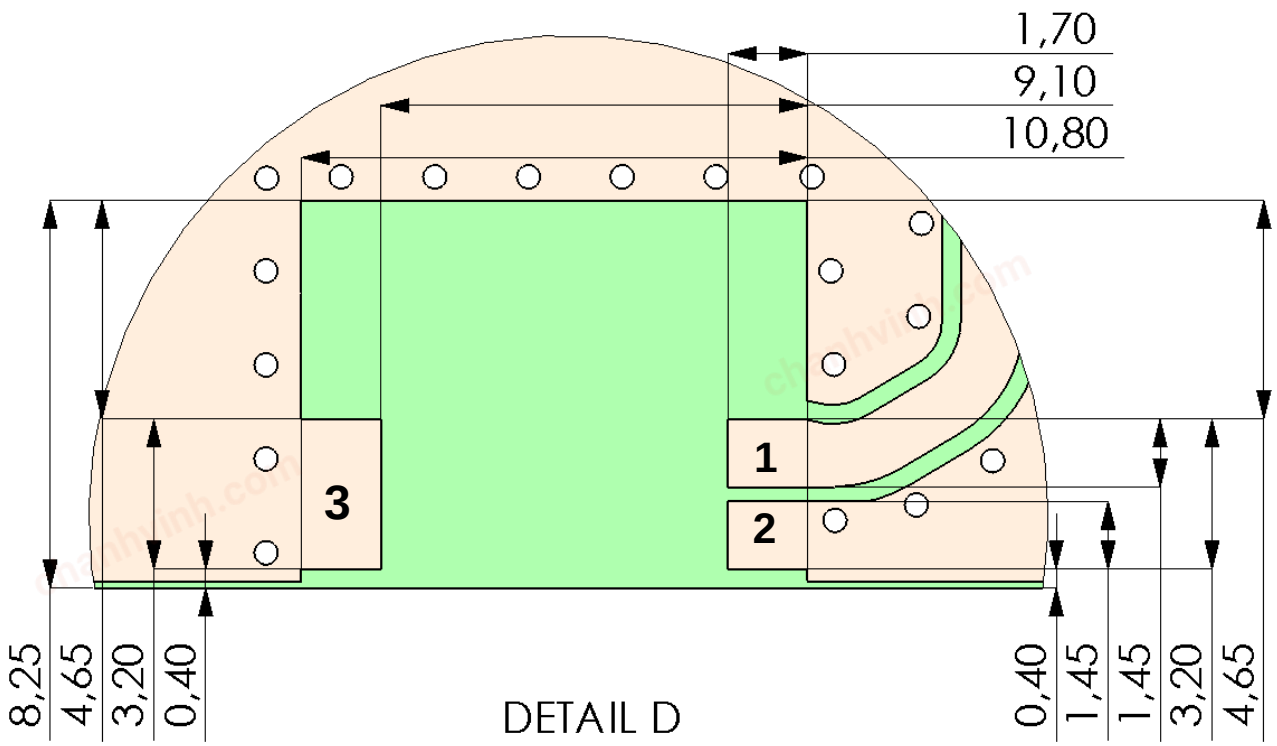

PCB contact pads		
No.	Terminal Name	Terminal Dimensions
1	Feed	1.70 x 1.45 mm
2	GND	1.70 x 1.45 mm
3	GND	1.70 x 3.20 mm

In the effort to improve our products, we reserve the right to make changes judged to be necessary.
CONFIDENTIAL AND PROPRIETARY INFORMATION
This document contains confidential and proprietary information of Pulse Electronics, Inc. (Pulse) and is protected by copyright, trade secret and other state and federal laws. Its receipt or possession does not convey any rights to reproduce, disclose its contents, or to manufacture, use or sell anything it may describe. Reproduction, disclosure or use without specific written authorization of Pulse is strictly forbidden.

RoHS COMPLIANT

chanhvinh.com

Pulse
a YAGEO company

TECHNICAL DATA SHEET

Series: Chip Antenna

Description: 868MHz On Ground Ceramic SMD Loop Antenna

PART NUMBER: W3214

MECHANICAL DRAWING AND TERMINAL CONFIGURATION

Recommended test board layout for electrical characteristic measurement, test board outline size 120 x 37mm

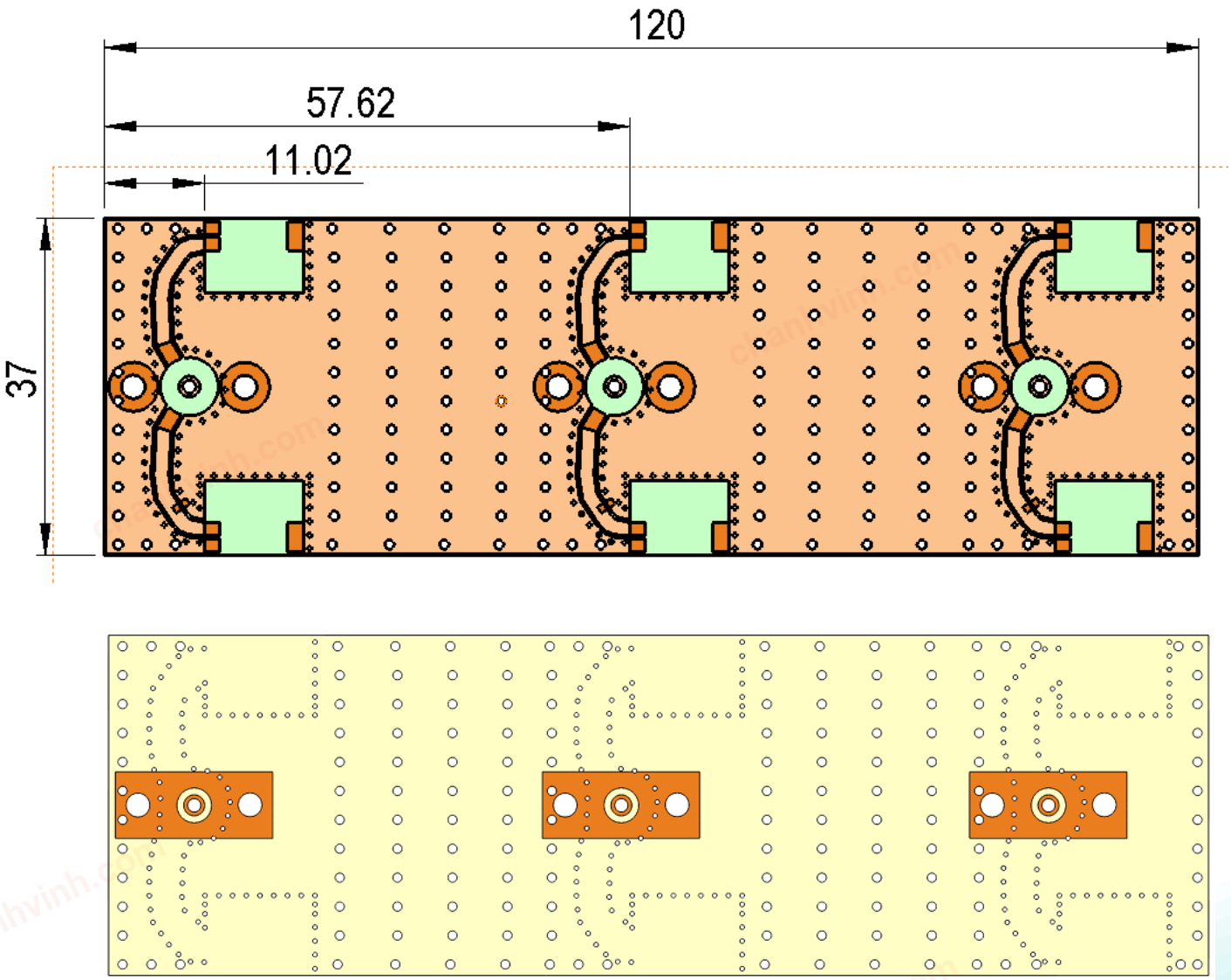

In the effort to improve our products, we reserve the right to make changes judged to be necessary.
CONFIDENTIAL AND PROPRIETARY INFORMATION
This document contains confidential and proprietary information of Pulse Electronics, Inc. (Pulse) and is protected by copyright, trade secret and other state and federal laws. Its receipt or possession does not convey any rights to reproduce, disclose its contents, or to manufacture, use or sell anything it may describe. Reproduction, disclosure or use without specific written authorization of Pulse is strictly forbidden.

RoHS COMPLIANT

chanhvinh.com

Pulse
a YAGEO company

TECHNICAL DATA SHEET

Series: Chip Antenna

Description: 868MHz On Ground Ceramic SMD Loop Antenna

PART NUMBER: W3214

CHARTS

Measured on the 120x37mm test board with matching circuit, 10pF shunt capacitor, position center location of test board edge.

Ground cleared under antenna, clearance area 10.80 mm x 8.25 mm top and middle layers.

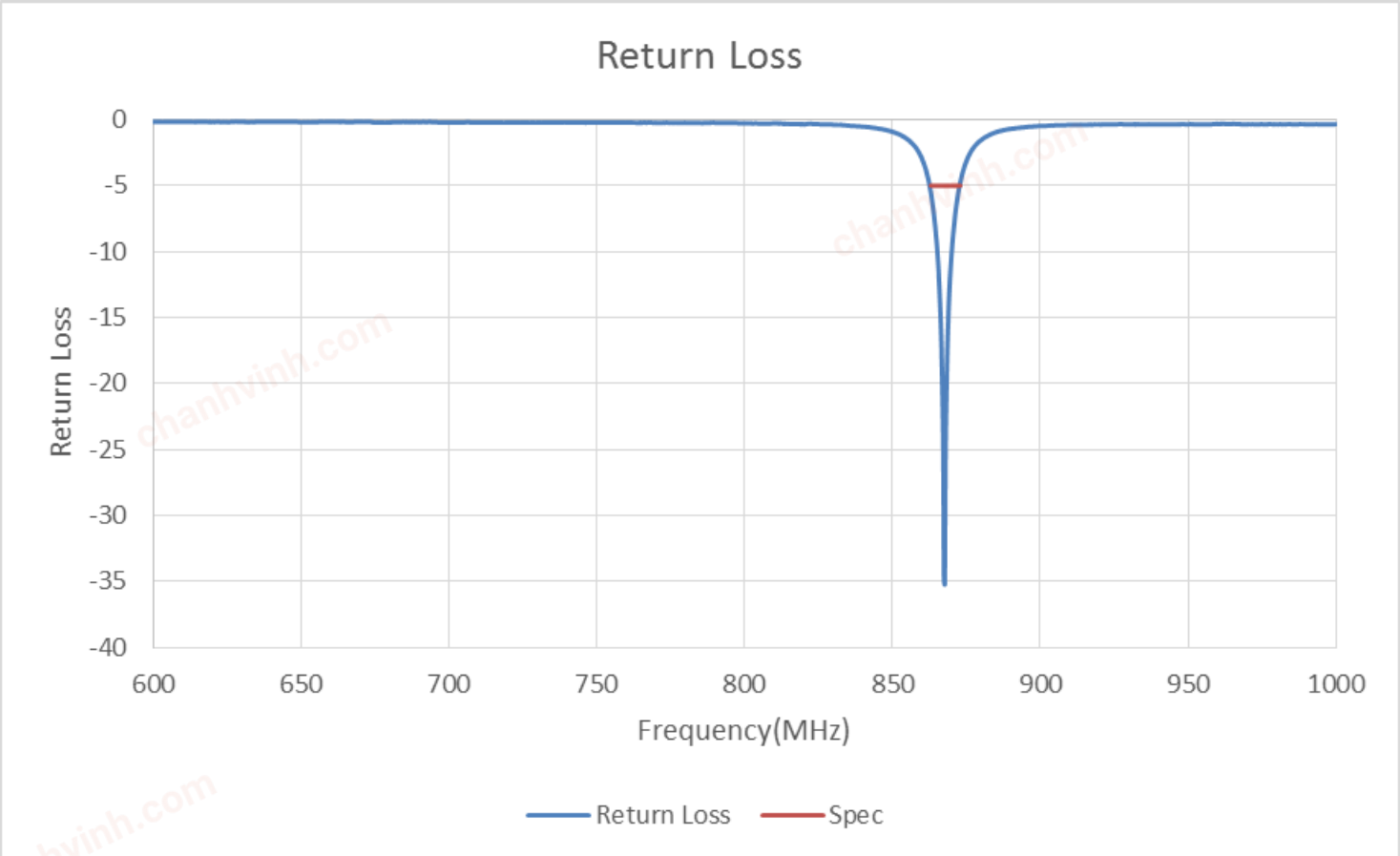

In the effort to improve our products, we reserve the right to make changes judged to be necessary.
CONFIDENTIAL AND PROPRIETARY INFORMATION
This document contains confidential and proprietary information of Pulse Electronics, Inc. (Pulse) and is protected by copyright, trade secret and other state and federal laws. Its receipt or possession does not convey any rights to reproduce, disclose its contents, or to manufacture, use or sell anything it may describe. Reproduction, disclosure or use without specific written authorization of Pulse is strictly forbidden.

RoHS COMPLIANT

chanhvinh.com

Pulse
a YAGEO company

TECHNICAL DATA SHEET

Series: Chip Antenna

Description: 868MHz On Ground Ceramic SMD Loop Antenna

PART NUMBER: W3214

CHARTS

Measured on the 120x37mm test board with matching circuit, 10pF shunt capacitor, position center location of test board edge.

Ground cleared under antenna, clearance area 10.80 mm x 8.25 mm top and middle layers.

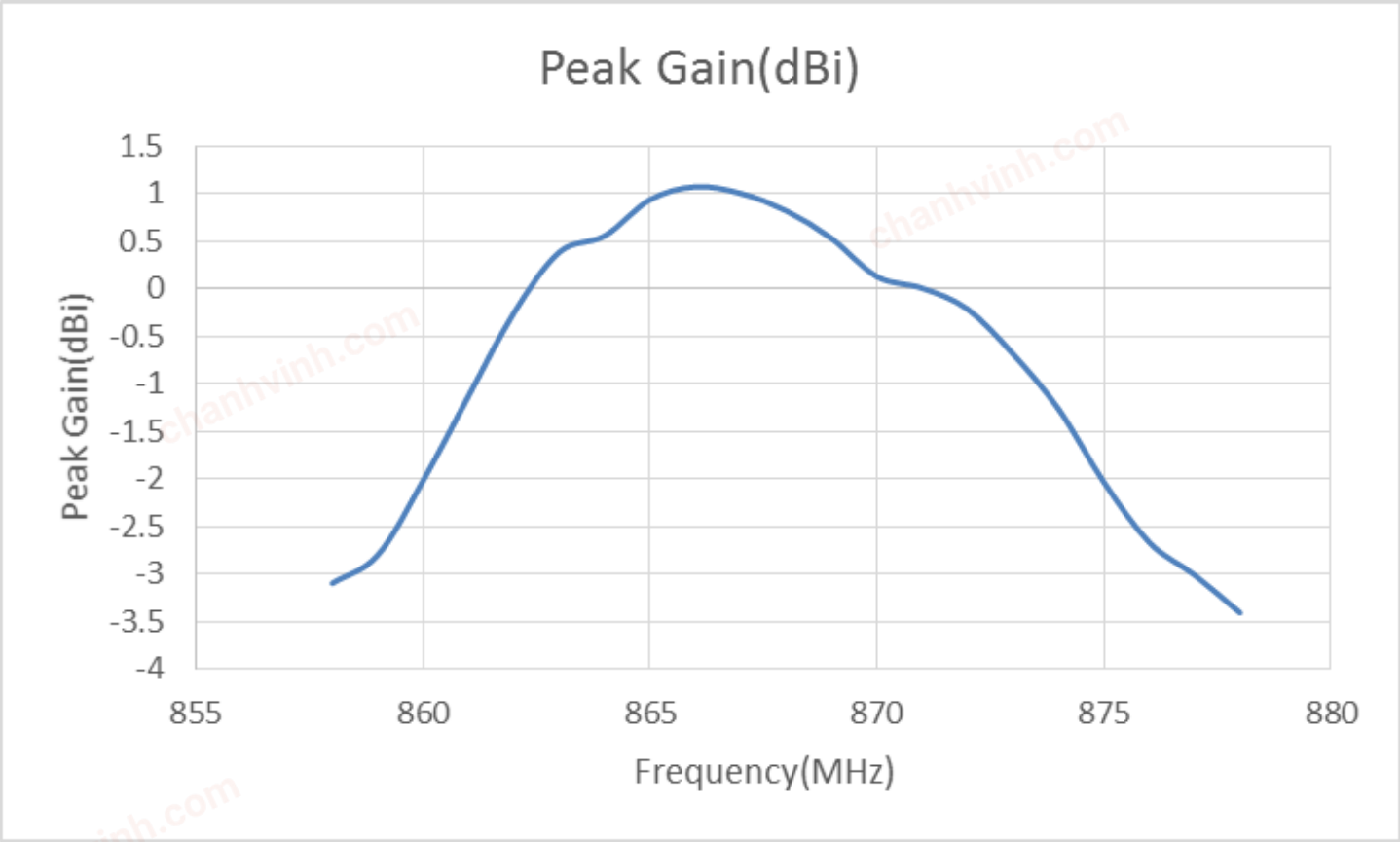

In the effort to improve our products, we reserve the right to make changes judged to be necessary.
CONFIDENTIAL AND PROPRIETARY INFORMATION
This document contains confidential and proprietary information of Pulse Electronics, Inc. (Pulse) and is protected by copyright, trade secret and other state and federal laws. Its receipt or possession does not convey any rights to reproduce, disclose its contents, or to manufacture, use or sell anything it may describe. Reproduction, disclosure or use without specific written authorization of Pulse is strictly forbidden.

RoHS COMPLIANT

chanhvinh.com

Pulse
a YAGEO company

TECHNICAL DATA SHEET

Series: Chip Antenna

Description: 868MHz On Ground Ceramic SMD Loop Antenna

PART NUMBER: W3214

CHARTS

Measured on the 120x37mm test board with matching circuit, 10pF shunt capacitor, position center location of test board edge.

Ground cleared under antenna, clearance area 10.80 mm x 8.25 mm top and middle layers.

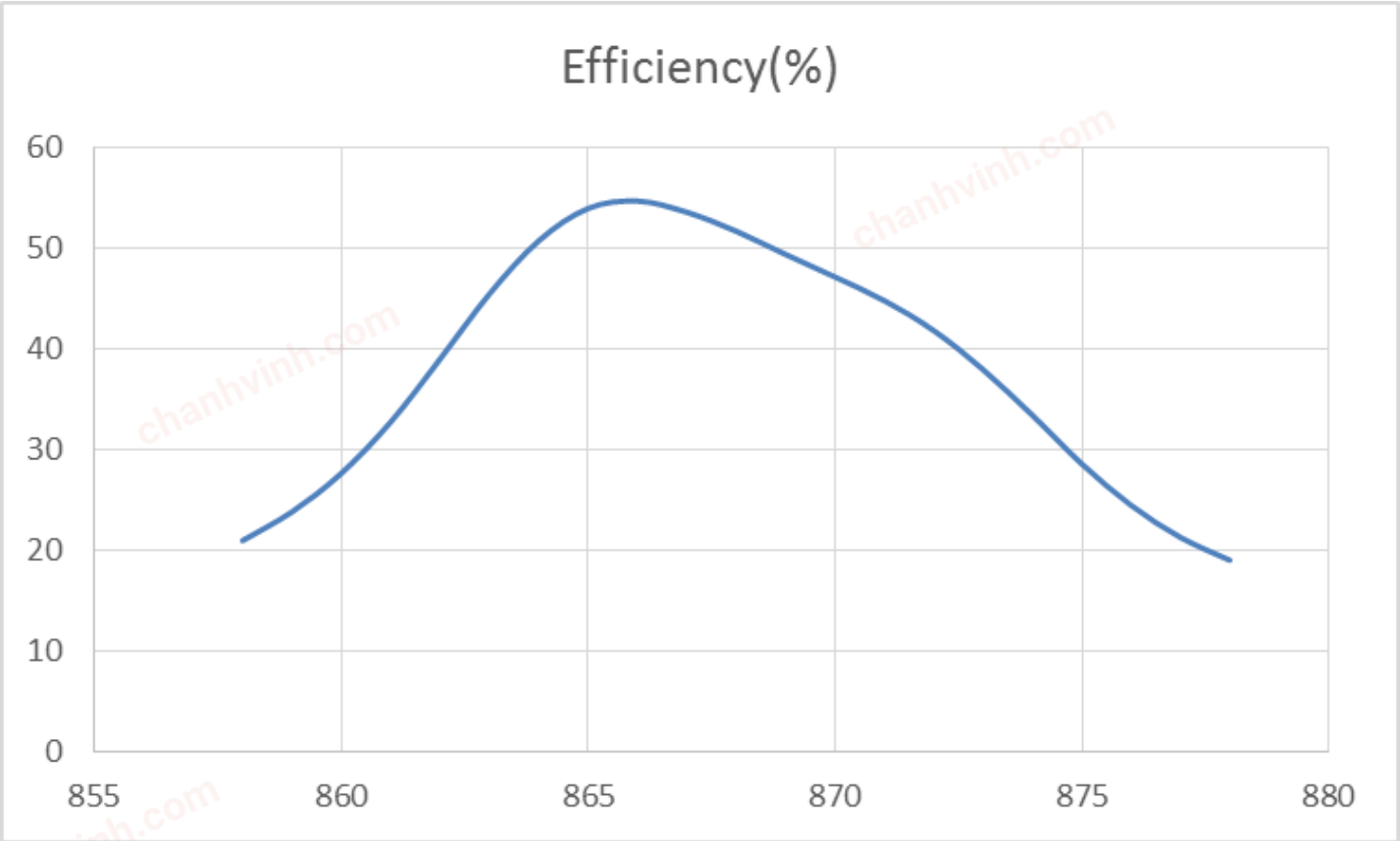

In the effort to improve our products, we reserve the right to make changes judged to be necessary.
CONFIDENTIAL AND PROPRIETARY INFORMATION
This document contains confidential and proprietary information of Pulse Electronics, Inc. (Pulse) and is protected by copyright, trade secret and other state and federal laws. Its receipt or possession does not convey any rights to reproduce, disclose its contents, or to manufacture, use or sell anything it may describe. Reproduction, disclosure or use without specific written authorization of Pulse is strictly forbidden.

RoHS COMPLIANT

chanhvinh.com

Pulse
a YAGEO company

TECHNICAL DATA SHEET

Series: Chip Antenna

Description: 868MHz On Ground Ceramic SMD Loop Antenna

PART NUMBER: W3214

CHARTS

Measured on the 120x37mm test board with matching circuit, 10pF shunt capacitor, position center location of test board edge.

Ground cleared under antenna, clearance area 10.80 mm x 8.25 mm top and middle layers.

Radiation Pattern

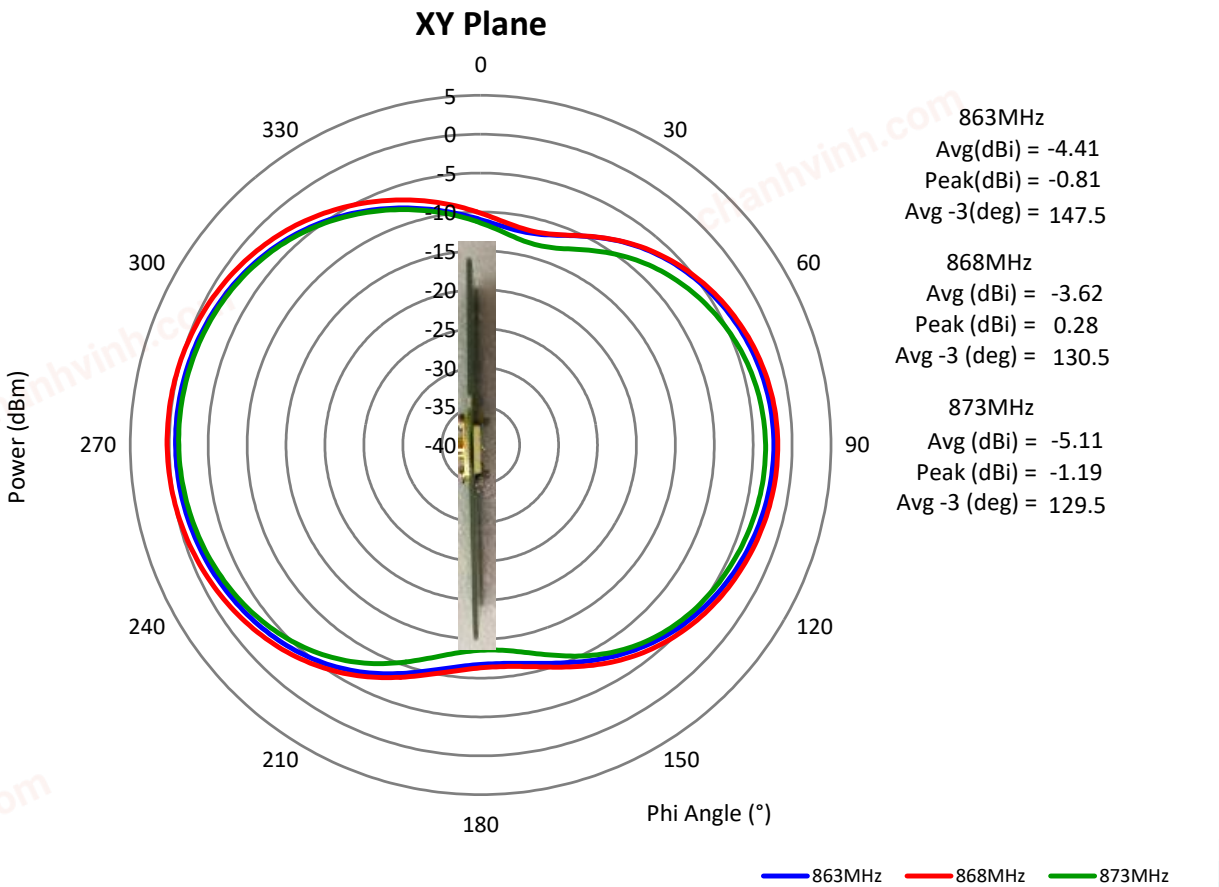

In the effort to improve our products, we reserve the right to make changes judged to be necessary.
CONFIDENTIAL AND PROPRIETARY INFORMATION
This document contains confidential and proprietary information of Pulse Electronics, Inc. (Pulse) and is protected by copyright, trade secret and other state and federal laws. Its receipt or possession does not convey any rights to reproduce, disclose its contents, or to manufacture, use or sell anything it may describe. Reproduction, disclosure or use without specific written authorization of Pulse is strictly forbidden.

RoHS COMPLIANT

chanhvinh.com

Pulse
a YAGEO company

TECHNICAL DATA SHEET

Series: Chip Antenna

Description: 868MHz On Ground Ceramic SMD Loop Antenna

PART NUMBER: W3214

CHARTS

Measured on the 120x37mm test board with matching circuit, 10pF shunt capacitor, position center location of test board edge.

Ground cleared under antenna, clearance area 10.80 mm x 8.25 mm top and middle layers.

Radiation Pattern

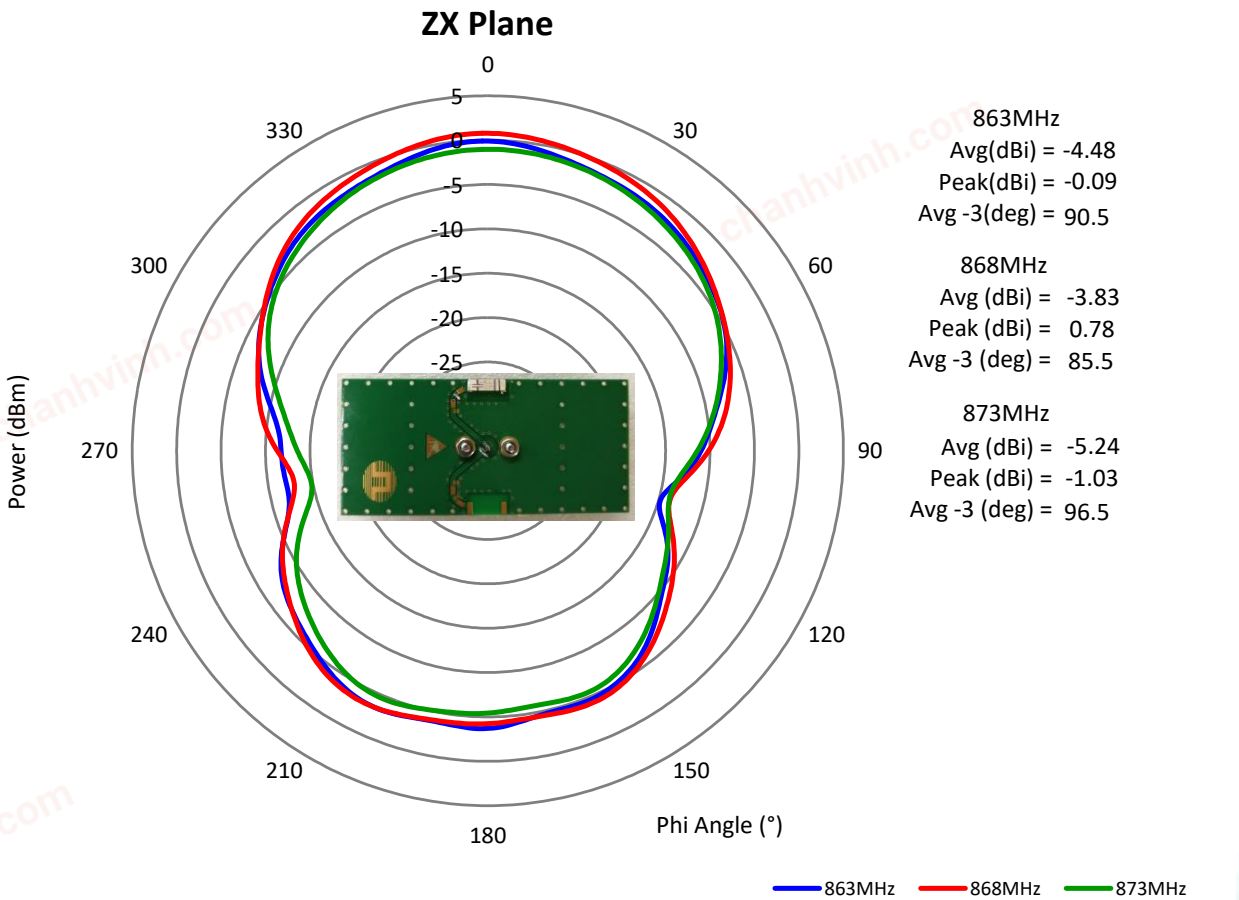

In the effort to improve our products, we reserve the right to make changes judged to be necessary.
CONFIDENTIAL AND PROPRIETARY INFORMATION
This document contains confidential and proprietary information of Pulse Electronics, Inc. (Pulse) and is protected by copyright, trade secret and other state and federal laws. Its receipt or possession does not convey any rights to reproduce, disclose its contents, or to manufacture, use or sell anything it may describe. Reproduction, disclosure or use without specific written authorization of Pulse is strictly forbidden.

RoHS COMPLIANT

chanhvinh.com

Pulse
a YAGEO company

TECHNICAL DATA SHEET

Series: Chip Antenna

Description: 868MHz On Ground Ceramic SMD Loop Antenna

PART NUMBER: W3214

CHARTS

Measured on the 120x37mm test board with matching circuit, 10pF shunt capacitor, position center location of test board edge.

Ground cleared under antenna, clearance area 10.80 mm x 8.25 mm top and middle layers.

Radiation Pattern

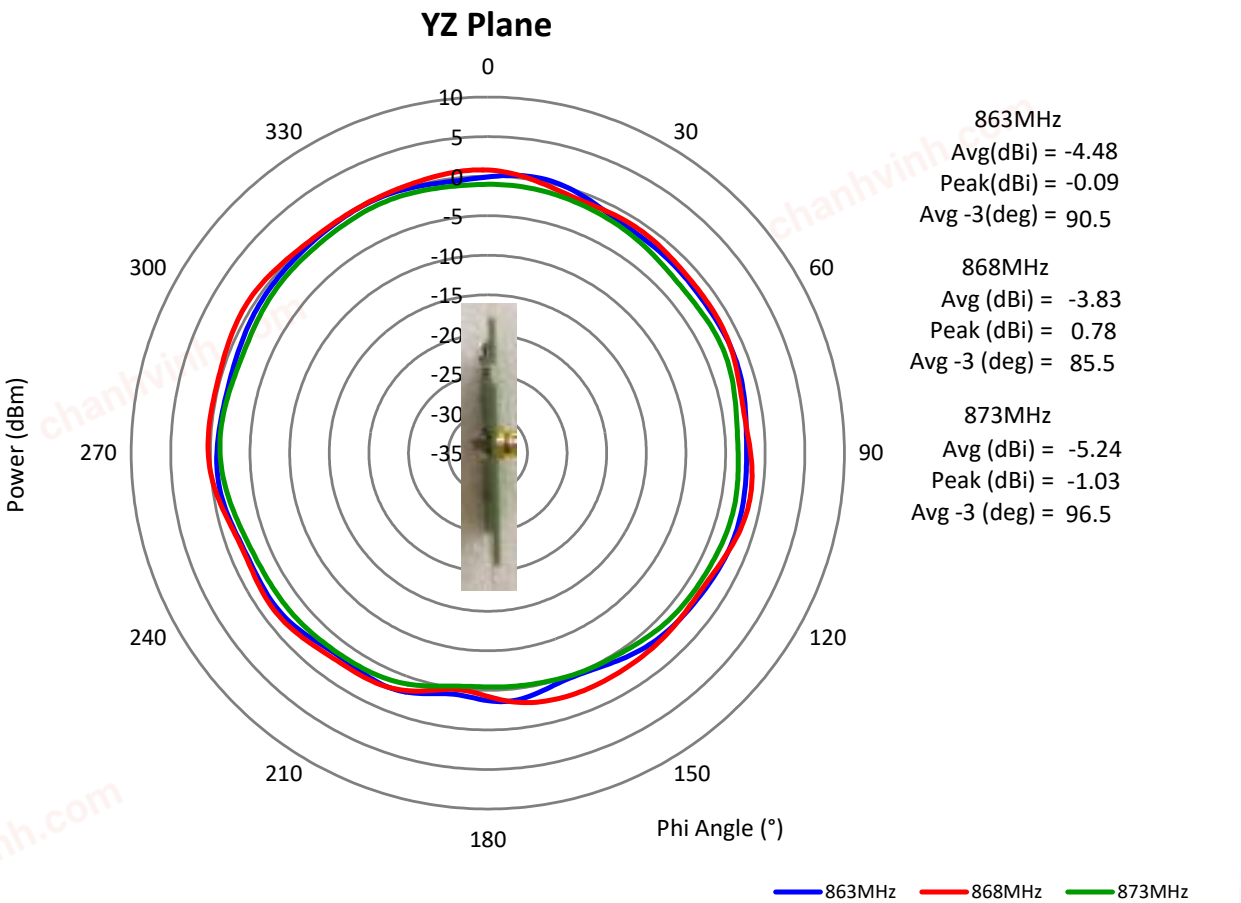

In the effort to improve our products, we reserve the right to make changes judged to be necessary.
CONFIDENTIAL AND PROPRIETARY INFORMATION
This document contains confidential and proprietary information of Pulse Electronics, Inc. (Pulse) and is protected by copyright, trade secret and other state and federal laws. Its receipt or possession does not convey any rights to reproduce, disclose its contents, or to manufacture, use or sell anything it may describe. Reproduction, disclosure or use without specific written authorization of Pulse is strictly forbidden.

RoHS COMPLIANT

chanhvinh.com

Pulse
a YAGEO company

TECHNICAL DATA SHEET

Series: Chip Antenna

Description: 868MHz On Ground Ceramic SMD Loop Antenna

PART NUMBER: W3214

PACKAGING

350pcs antennas per 7” reel

3pcs 7” reel per inner package box

2pcs inner box per out box

Total 2100pcs antenna per out box

Out box size: 390mmx215mmx165mm

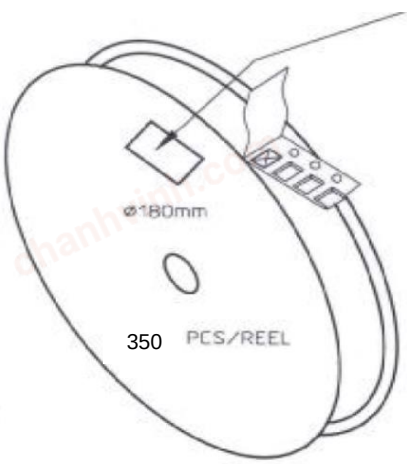

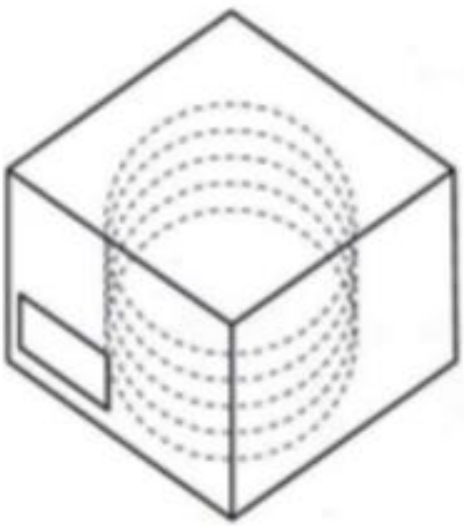

In the effort to improve our products, we reserve the right to make changes judged to be necessary.
CONFIDENTIAL AND PROPRIETARY INFORMATION
This document contains confidential and proprietary information of Pulse Electronics, Inc. (Pulse) and is protected by copyright, trade secret and other state and federal laws. Its receipt or possession does not convey any rights to reproduce, disclose its contents, or to manufacture, use or sell anything it may describe. Reproduction, disclosure or use without specific written authorization of Pulse is strictly forbidden.

RoHS COMPLIANT