chanhvinh.com

SMT Power Inductors

Power Beads - PG2292.XXXHLT Series

Pulse a YAGEO company



- ***Current Rating:*** *Over 80Apk*
- ***Inductance Range:*** *50nH to 70nH*
- ***Height:*** *7.0mm Max*
- ***Footprint:*** *6.1mm x 6.0mm Max*

Electrical Specifications @ 25°C — Operating Temperature - 40°C to +130°C [7]

Part Number	Inductance[1] @ 0ADC (nH +/- 20%)	Inductance[2] @Irated (nH TYP)	Irated[3] (ADC)	DCR (1-3) (mΩ Nominal)	Saturation Current[5] (A TYP)		Heating Current[6] (A TYP)
					25°C	100°C	
PG2292.700HLT	70	67	53	0.09+/-15%	60	48	53
PG2292.500HLT	50	50	53		84	68	53

NOTES:

1. Inductance measured at 100kHz, 100mVrms.
2. Inductance at Irated is the value of the inductance at 25°C at the listed rated current.
3. The rated current as listed is either the saturation current (25°C or 100°C) or the heating current depending on which value is lower.
4. The nominal DCR is measured at point 2., as shown below on the mechanical drawing.
5. The saturation current is the typical current which causes the inductance to drop by 20% at the stated ambient temperatures (25°C, 100°C). This current is determined by placing the component in the specified ambient environment and applying a short duration pulse current (to eliminate self-heating effects) to the component.
6. The heating current is the DC current which causes the part temperature to increase by approximately 40°C when used in a typical application.
7. In high volt*time applications, additional heating in the component can occur due to core losses in the inductor which may neccessitate derating the current in order to limit the temperature rise of the component. To determine the approximate total losses (or temperature rise) for a given application, the core loss and temperature rise curves can be used.
8. Parts with the HLT suffix are sold in tape and reel packaging. Pulse complies to industry standard tape and reel specification EIA-481.
   The tape and reel for this product has a width (W=16mm), pitch (Po=12mm) and depth (Ko=7.5mm). Samples of these parts can be ordered by removing the HLT suffix and replacing with HL.
9. The temperature of the component (ambient plus temperature rise) must be within the stated operating temperature range.
10. Sample Value only. Guaranteed by Design and not tested in production

Mechanical

PG2292.XXXHLT

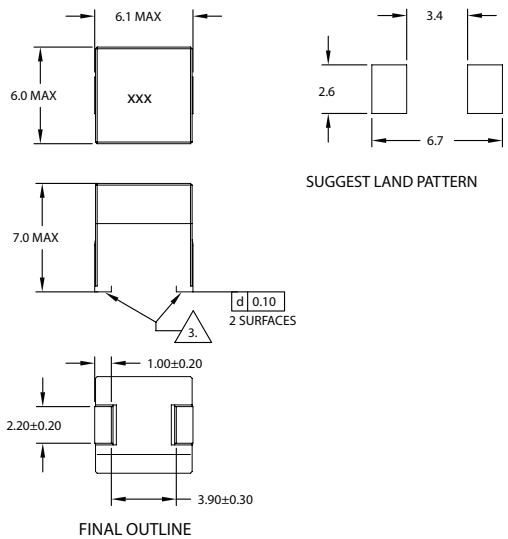

Schematic

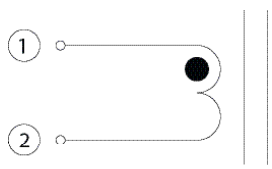

SCHEMATIC

Weight: 0.69grms

Tape &Reel: 600/ Reel

Dimensions: mm

Unless otherwise specified , all tolerances are ± 0.25

chanhvinh.com

TAPE & REEL INFO

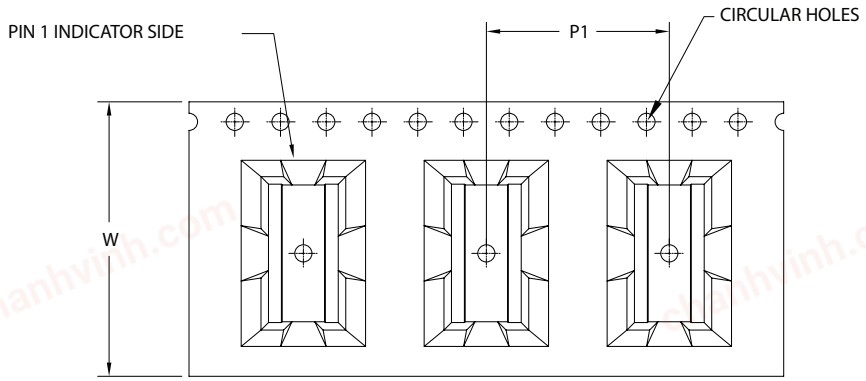

SURFACE MOUNTING TYPE, REEL/TAPE LIST

TYPE	REEL SIZE (mm)		QTY
	W ± 0.30	P1 ± 0.1	PCS/REEL
PG2292.XXXHLT	16	12	600

PG2292.500HLT, L vs I Curve

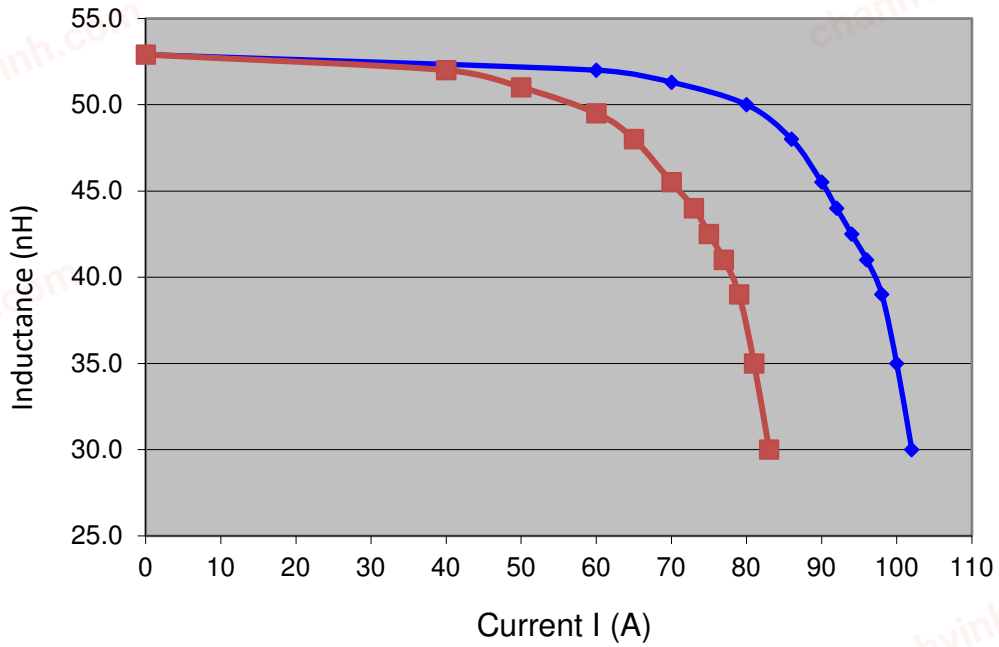

chanhvinh.com

TAPE & REEL INFO

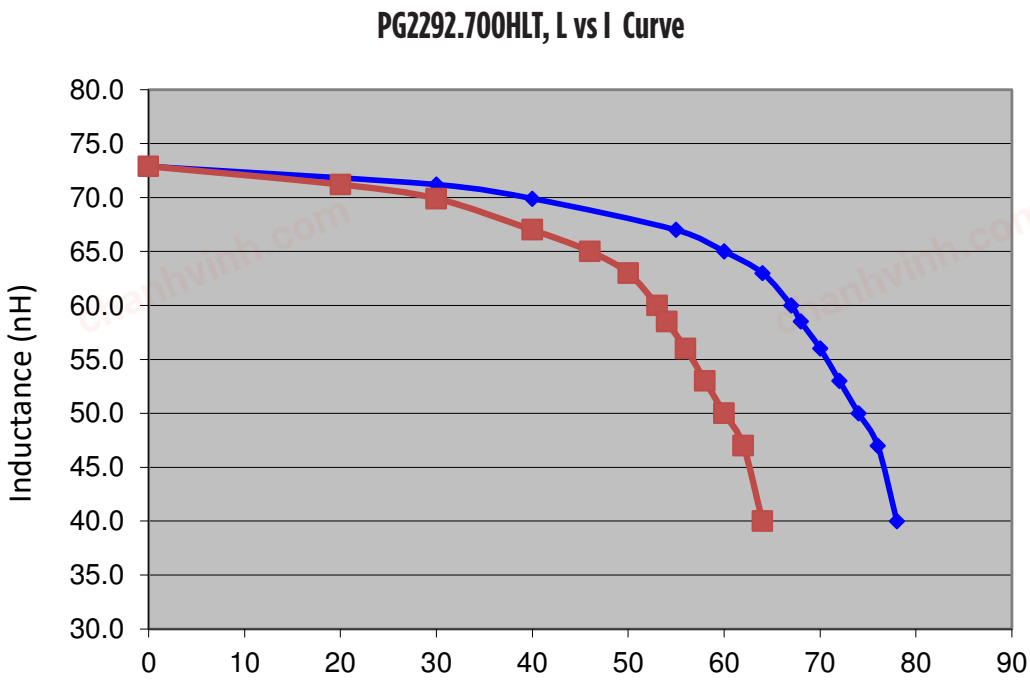

chanhvinh.com

SMT Power Inductors

Power Beads - PG2292.XXXHLT Series

PG2292.XXXHLT, Core Loss

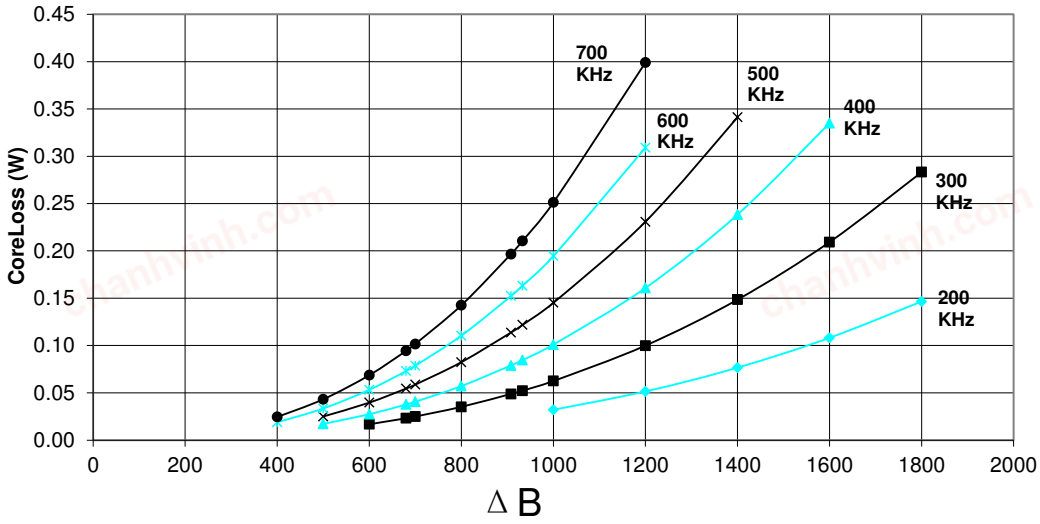

ΔB

where $\Delta B = 0.81 * L(nH) * \Delta I$

For More Information:

Americas - prodinfo_power_americas@yageo.com | **Europe -** prodinfo_power_emea@yageo.com | **Asia -** prodinfo_power_asia@yageo.com

Performance warranty of products offered on this data sheet is limited to the parameters specified. Data is subject to change without notice. Other brand and product names mentioned herein may be trademarks or registered trademarks of their respective owners. © Copyright, 2022. Pulse Electronics, Inc. All rights reserved.