chanhvinh.com

Shielded Drum Core Inductor

PA4320 Series

Pulse A YAGEO Company



- **Height:** 10.0 Max
- **Footprint:** 12.3mm x 12.3mm Max
- **Current Rating:** up to 7.6A
- **Inductance Range:** 10uH to 1000uH

Electrical Specifications @ 25°C — Operating Temperature -40°C to 125°C

PART NUMBER	Inductance 100 KHz, 100 mV (uH±20%)	Rated Current (A)	DCR (mOHMS MAX)	Saturation Current (Typical) A			Heating Current	
				10% Drop	20% Drop	30% Drop	20°C Rise	40°C Rise
PA4320.103NLT	10	7.6	16	9.6	11.5	12.5	5.4	7.6
PA4320.153NLT	15	7.0	22	8.3	9.9	10.7	4.8	7.0
PA4320.223NLT	22	5.6	30	6.8	8.1	8.8	4.0	5.6
PA4320.473NLT	47	4.2	56	4.5	5.4	5.8	3.0	4.2
PA4320.104NLT	100	2.8	125	3.1	3.7	4.0	2.0	2.8
PA4320.154NLT	150	2.3	185	2.6	3.1	3.4	1.6	2.3
PA4320.224NLT	220	1.8	300	2.1	2.5	2.8	1.2	1.8
PA4320.334NLT	330	1.7	340	1.7	2.1	2.2	1.2	1.7
PA4320.474NLT	470	1.1	510	1.4	1.7	1.8	0.8	1.1
PA4320.564NLT	560	1.1	600	1.3	1.5	1.6	0.9	1.1
PA4320.684NLT	680	1.0	630	1.2	1.4	1.6	0.8	1.0
PA4320.105NLT	1000	1.0	960	0.98	1.2	1.3	0.69	1.0
PA4320.155NLT	1500	0.8	1450	0.81	0.96	1.0	0.56	0.8

NOTES:

1. Actual temperature of the component during system operation (ambient plus temperature rise) must be within the standard operating range.
2. The Saturation Current is the current at which the initial inductance drops approximately by the amount shown at the stated ambient temperature. This current is determined by placing the component in the specified ambient environment and applying a short duration pulse current (to eliminate self-heating effect) to the component.
3. The Rated Current is the DC current required to raise the component temperature by the value shown. Take note that the component's performance varies depending on the system condition. It is suggested that the component be tested at the system level, to verify the temperature rise of the component during system operation.
4. The inductance tolerance of the .104NLT / .154NLT / .334NLT / .474NLT / .564NLT / .684NLT / .105NLT and .155NLT are ± 10% all other values are ±20%.

Mechanical

Schematic

PA4320.XXXNLT

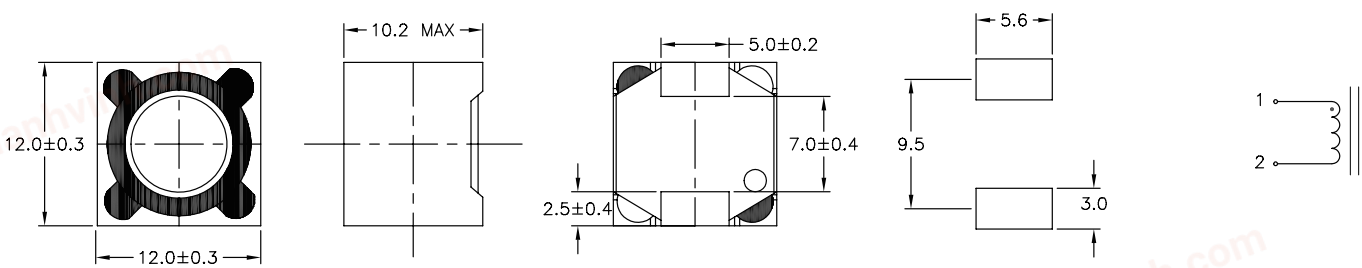

FINAL OUTLINE

SUGGESTED LAYOUT

chanhvinh.com

Shielded Drum Core Inductor

PA4320 Series

TAPE & REEL INFO

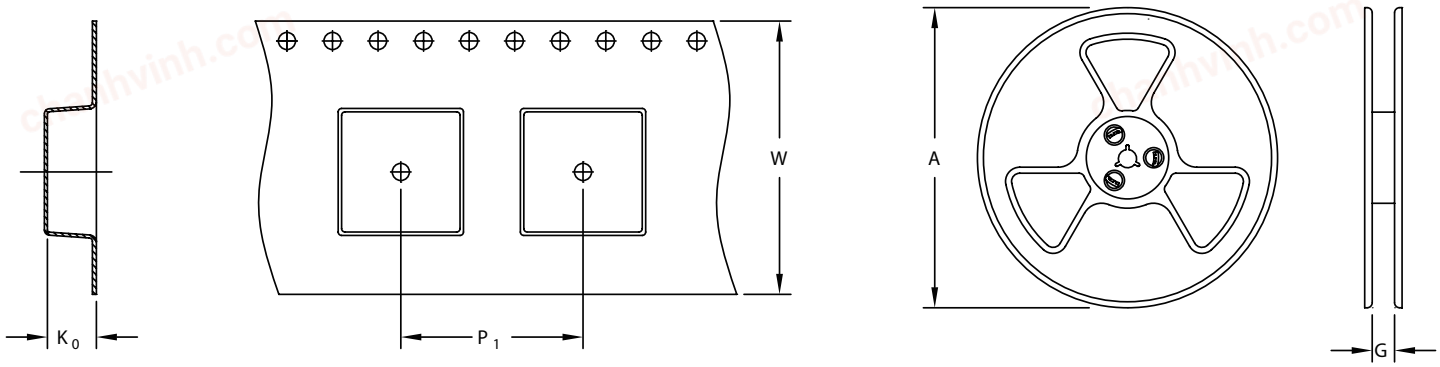

SURFACE MOUNTING TYPE, REEL/TAPE LIST						
TYPE	REEL SIZE (mm)		TAPE SIZE (mm)			QTY
	A	G	P1	W	K0	PCS/REEL
PA4320.XXXNLT	Ø330	24.5	16	24	10.9	300

Typical Performance Curves

PA4320.103NLT

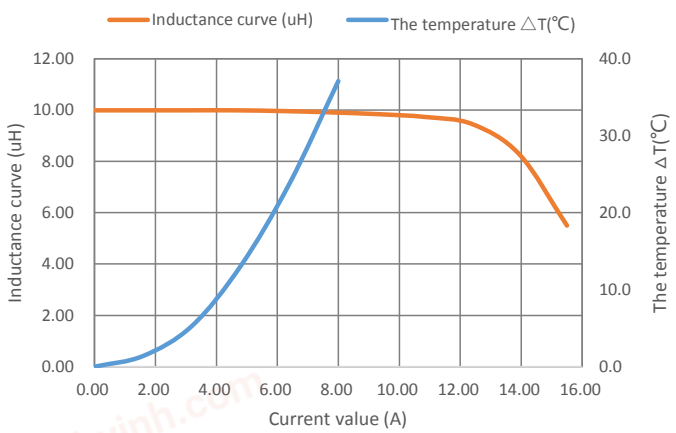

PA4320.223NLT

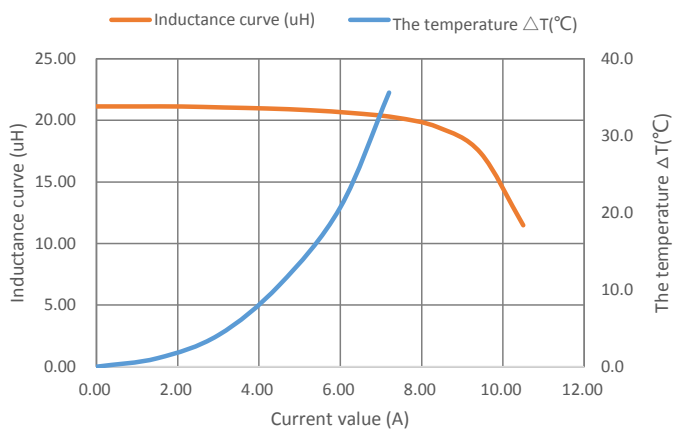

chanhvinh.com

Shielded Drum Core Inductor

PA4320 Series

PA4320.153NLT

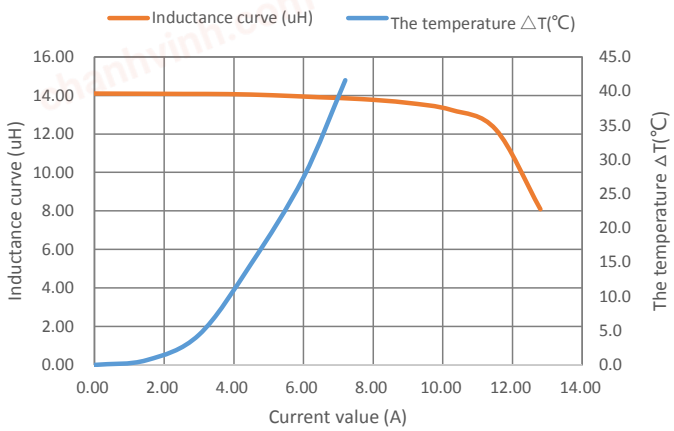

PA4320.473NLT

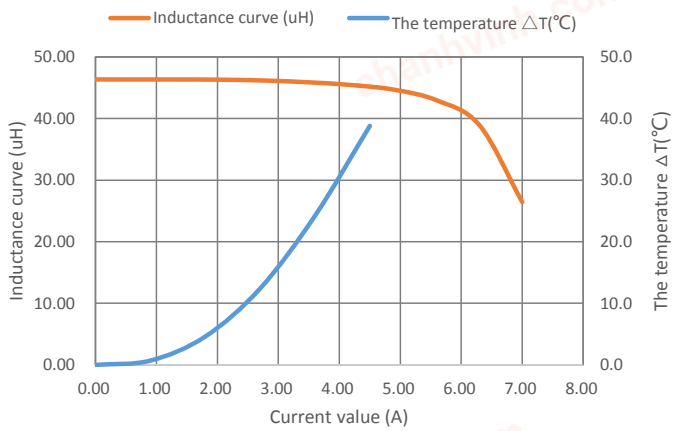

PA4320.104NLT

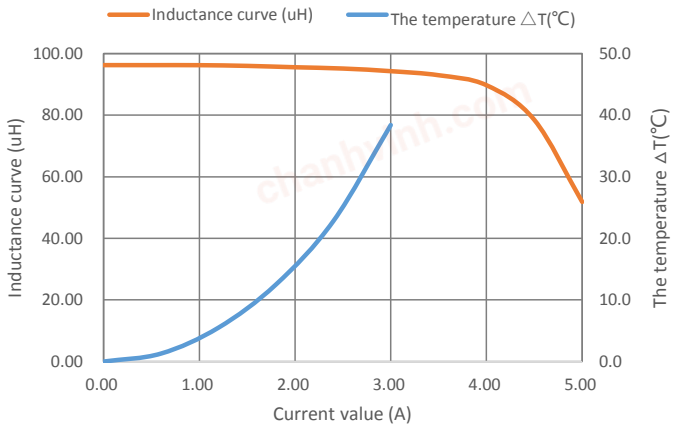

PA4320.154NLT

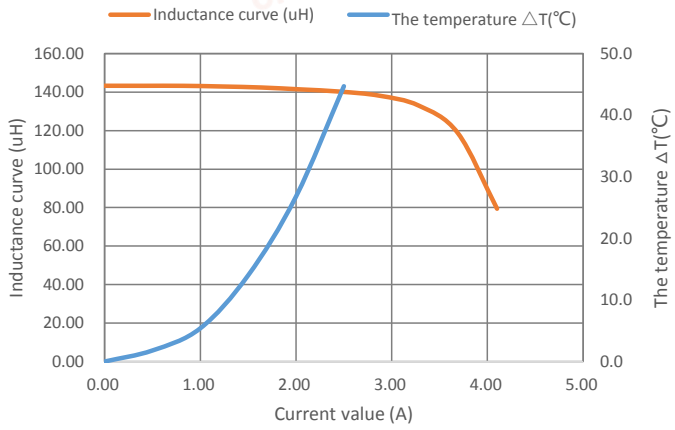

PA4320.334NLT

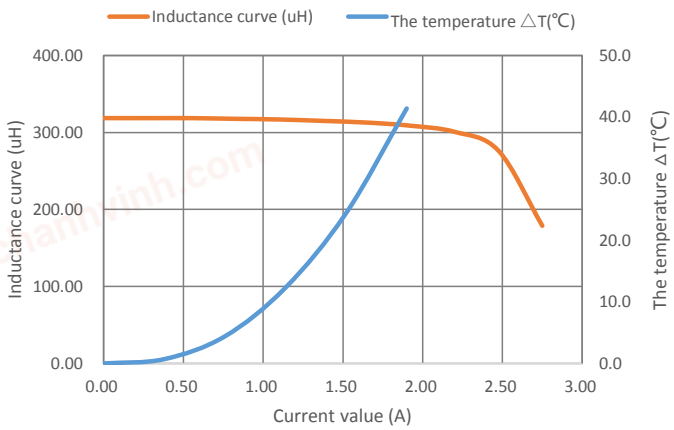

PA4320.105NLT

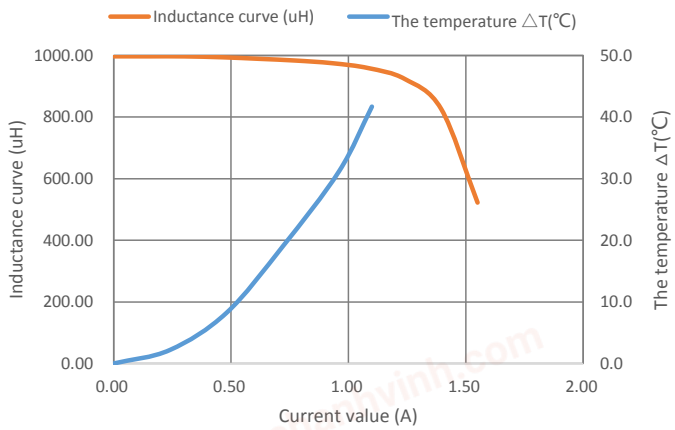

chanhvinh.com

Shielded Drum Core Inductor

PA4320 Series

PA4320.155NLT

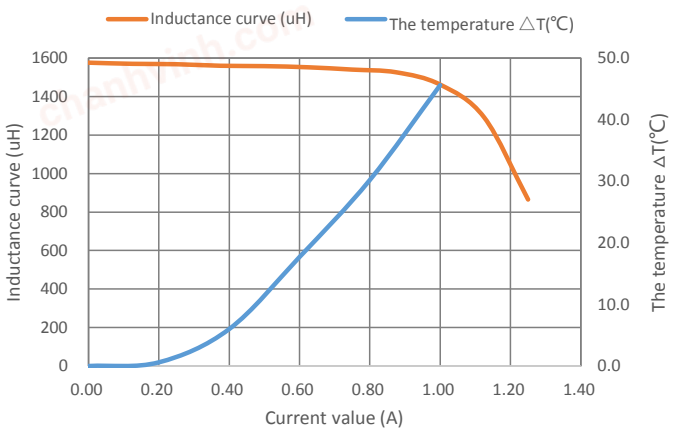

PA4320.564NLT

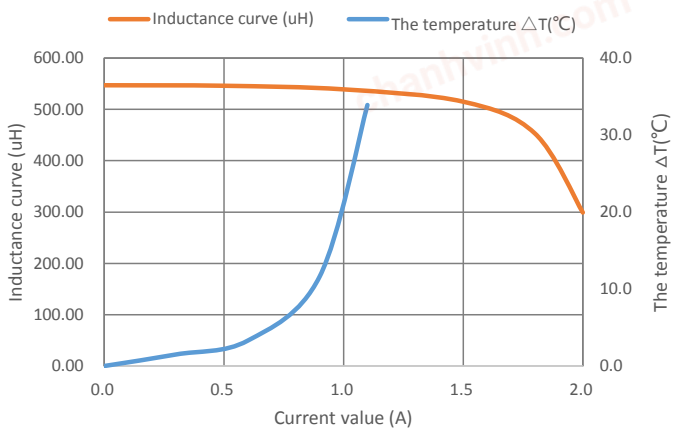

PA4320.684NLT

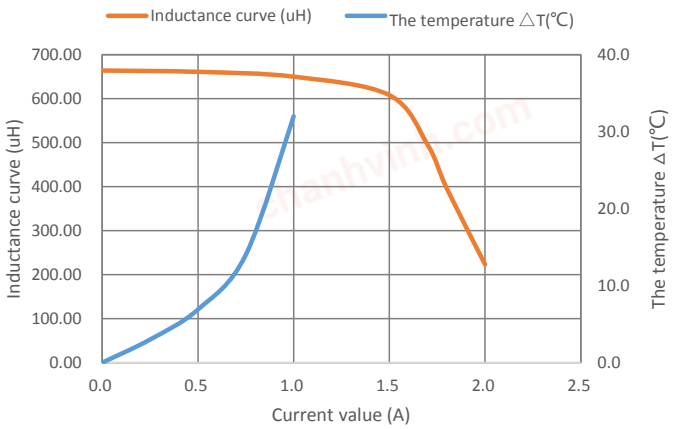

PA4320.224NLT

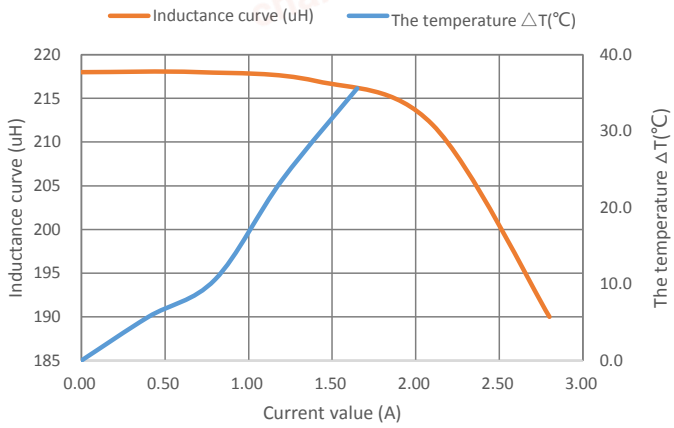

For More Information

Pulse Worldwide Headquarters
15255 Innovation Drive Ste 100
San Diego, CA 92128
U.S.A.

Tel: 858 674 8100
Fax: 858 674 8262

Pulse Europe
Pulse Electronics GmbH
Am Rottland 12
58540 Meinerzhagen
Germany

Tel: 49 2354 777 100
Fax: 49 2354 777 168

Pulse China Headquarters
Pulse Electronics (ShenZhen) CO., LTD
D708, Shenzhen Academy of
Aerospace Technology,
The 10th Keji South Road,
Nanshan District, Shenzhen,
P.R. China 518057

Tel: 86 755 33966678
Fax: 86 755 33966700

Pulse North China
Room 2704/2705
Super Ocean Finance Ctr.
2067 Yan An Road West
Shanghai 200336
China

Tel: 86 21 62787060
Fax: 86 2162786973

Pulse South Asia
135 Joo Seng Road
#03-02
PM Industrial Bldg.
Singapore 368363

Tel: 65 6287 8998
Fax: 65 6280 0080

Pulse North Asia
1F., No.111 Xiyuan Rd
Zhongli City
Taoyuan City 32057
Taiwan (R.O.C)

Tel: 886 3 4356768
Fax: 886 3 4356820

Performance warranty of products offered on this data sheet is limited to the parameters specified. Data is subject to change without notice. Other brand and product names mentioned herein may be trademarks or registered trademarks of their respective owners. © Copyright, 2019. Pulse Electronics, Inc. All rights reserved.