chanhvinh.com

High Frequency Wire Wound Transformers

EP13 Platforms - SMT

Pulse
a YAGEO company



- ***Power Range:*** *up to 60W*
- ***Height:*** *12.7mm Max*
- ***Footprint:*** *17.7mm x 14.0mm Max*
- ***Toplogy:*** *Forward and Flyback*

Electrical Specifications @ 25°C - Operating Temperature -40°C to +130°C[1]				
PA1136NL	Pri. Inductance	(3-4)	126.7µH ±10%	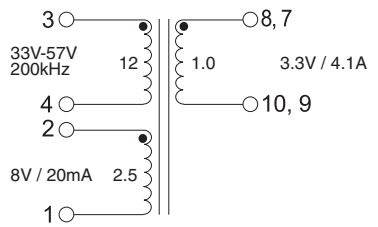
	Lk. Inductance	(3-4) with (10, 9, 8, 7) shorted	7.5µH MAX	
	DCR	(3-4)	440mΩ MAX	
		(8, 7-10, 9)	6mΩ MAX	
		(2-1)	88mΩ MAX	
	Hi-Pot	Pri-Sec	1500Vrms	
	K1 Factor	1353.6		
PA1137NL	Pri. Inductance	(3-4)	126µH ±10%	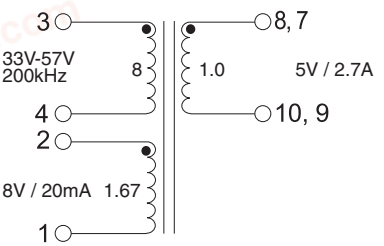
	Lk. Inductance	(3-4) with (10, 9, 8, 7) shorted	7.5µH MAX	
	DCR	(3-4)	460mΩ MAX	
		(8, 7-10, 9)	12mΩ MAX	
		(2-1)	94mΩ MAX	
	Hi-Pot	Pri-Sec	1500Vrms	
	K1 Factor	1353.6		
PA1138NL	Pri. Inductance	(3-4)	126.7µH ±10%	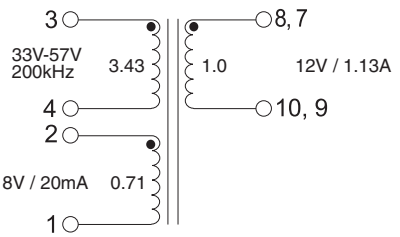
	Lk. Inductance	(3-4) with (10, 9, 8, 7) shorted	7.5µH MAX	
	DCR	(3-4)	460mΩ MAX	
		(8, 7-10, 9)	55mΩ MAX	
		(2-1)	94mΩ MAX	
	Hi-Pot	Pri-Sec	1500Vrms	
	K1 Factor	1353.6		
PA1218NL	Pri. Inductance	(3-4)	480µH ±10%	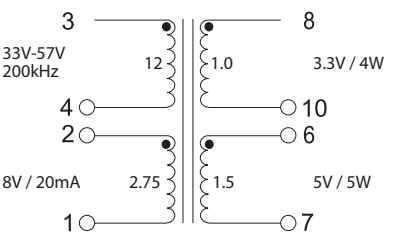
	Lk. Inductance	(3-4) with (10, 8, 7, 6) shorted	10µH MAX	
	DCR	(3-4)	570mΩ MAX	
		(8-10)	15mΩ MAX	
		(6-7)	40mΩ MAX	
		(2-1)	325mΩ MAX	
	Hi-Pot	Pri-Sec	1500Vdc	
	K1 Factor	5128.2		

FLYBACK TRANSFORMER

FLYBACK TRANSFORMER

FLYBACK TRANSFORMER

Output power is limited to 6W maximum total

FLYBACK TRANSFORMER

chanhvinh.com

High Frequency Wire Wound Transformers

EP13 Platforms - SMT

Pulse a YAGEO company

Electrical Specifications @ 25°C - Operating Temperature -40°C to +130°C[1]				
PA1260NL	Pri. Inductance	(3-4)	77.4µH ±10%	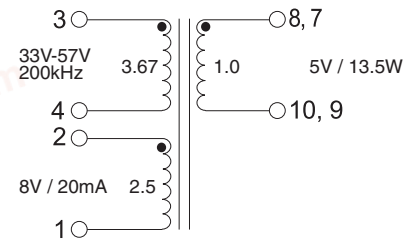
	Lk. Inductance	(3-4) with (10, 9, 8, 7) shorted	0.8µH MAX	
	DCR	(3-4)	220mΩ MAX	
		(8, 7-10, 9)	18mΩ MAX	
		(2-1)	250mΩ MAX	
	Hi-Pot	Pri-Sec	1500Vrms	
	K1 Factor	1804.2		
PA1267NL	Pri. Inductance	(4-1)	155.5µH ±10%	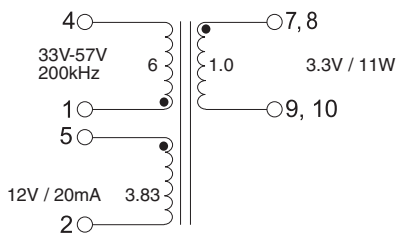
	Lk. Inductance	(4-1) with (10, 9, 8, 7) shorted	5µH MAX	
	DCR	(4-1)	330mΩ MAX	
		(7, 8-9, 10)	11mΩ MAX	
		(5-2)	650mΩ MAX	
	Hi-Pot	Pri-Sec	1500Vrms	
	K1 Factor	2215.1		
PA1269NL	Pri. Inductance	(3-4)	77.4µH ±10%	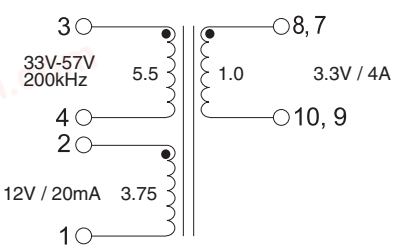
	Lk. Inductance	(3-4) with (10, 9, 8, 7) shorted	0.8µH MAX	
	DCR	(3-4)	100mΩ MAX	
		(8, 7-10, 9)	6.5mΩ MAX	
		(2-1)	270mΩ MAX	
	Hi-Pot	Pri-Sec	1500Vrms	
	K1 Factor	1804.2		
PA1276NL	Pri. Inductance	(3-4)	77.4µH ±10%	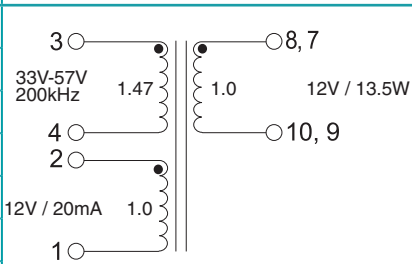
	Lk. Inductance	(3-4) with (10, 9, 8, 7) shorted	0.8µH MAX	
	DCR	(3-4)	100mΩ MAX	
		(8, 7-10, 9)	6.5mΩ MAX	
		(2-1)	270mΩ MAX	
	Hi-Pot	Pri-Sec	1500Vdc	
	K1 Factor	1804.2		
PA1309NL	Pri. Inductance	(3-4)	16.4µH ±10%	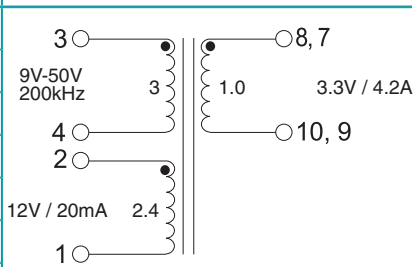
	Lk. Inductance	(3-4) with (10, 9, 8, 7) shorted	0.7µH MAX	
	DCR	(3-4)	38mΩ MAX	
		(8, 7-10, 9)	10mΩ MAX	
		(2-1)	200mΩ MAX	
	Hi-Pot	Pri-Sec	1500Vrms	
	K1 Factor	599.0		

FLYBACK TRANSFORMER

FLYBACK TRANSFORMER

FLYBACK TRANSFORMER

FLYBACK TRANSFORMER

FLYBACK TRANSFORMER

chanhvinh.com

High Frequency Wire Wound Transformers

EP13 Platforms - SMT

Pulse a YAGEO company

Electrical Specifications @ 25°C - Operating Temperature -40°C to +130°C[1]				
PA1367NL	Pri. Inductance	(3, 4-2, 1)	66.1µH ±10%	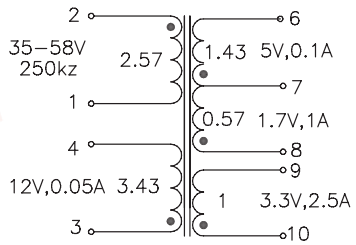
	Lk. Inductance	(3, 4-2, 1) with (10, 9, 8, 7) shorted	1.0µH MAX	
	DCR	(3, 4-2,1)	82mΩ MAX	
		(7, 9)	12mΩ MAX	
		(8-10)	97mΩ MAX	
	Hi-Pot	Pri-Sec	1500Vrms	
	K1 Factor	57.0		
PA1460NL	Pri. Inductance	(3, 4)	40µH ±10%	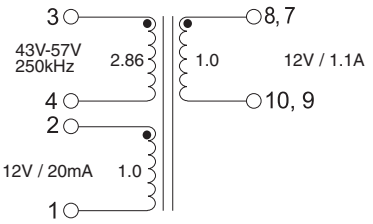
	Lk. Inductance	(3, 4) with (10, 9, 8, 7) shorted	2.5µH MAX	
	DCR	(3, 4)	95mΩ MAX	
		(8, 7-10, 9)	28mΩ MAX	
		(2-1)	66mΩ MAX	
	Hi-Pot	Pri-Sec	1650Vrms	
	K1 Factor	1025.6		
PA1528NL	Pri. Inductance	(3, 4)	28.9µH ±10%	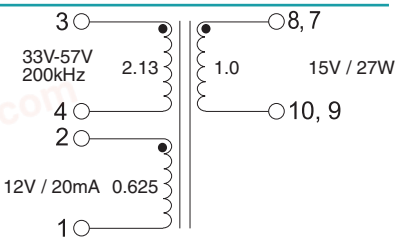
	Lk. Inductance	(3, 4) with (10, 9, 8, 7) shorted	1µH MAX	
	DCR	(3, 4)	58mΩ MAX	
		(8, 7-10, 9)	27mΩ MAX	
		(2-1)	55mΩ MAX	
	Hi-Pot	Pri-Sec	1500Vrms	
	K1 Factor	871.8		
PA1528ANL	Pri. Inductance	(3, 4)	28.9µH ±10%	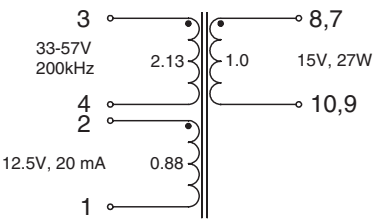
	Lk. Inductance	(3,4) with (10, 9, 8, 7) shorted	1µHΩ MAX	
	DCR	(3, 4)	58mΩ MAX	
		(8, 7-10, 9)	27mΩ MAX	
		(2-1)	77mΩ MAX	
	Hi-Pot	Pri-Sec	1500Vdc	
	K1 Factor	871.8		

FORWARD TRANSFORMER

FLYBACK TRANSFORMER

FLYBACK TRANSFORMER

FLYBACK TRANSFORMER

chanhvinh.com

High Frequency Wire Wound Transformers

EP13 Platforms - SMT

Pulse a YAGEO company

Electrical Specifications @ 25°C - Operating Temperature -40°C to +130°C[1]				
PA1576NL	Pri. Inductance	(3, 4)	230.4µH ±30%	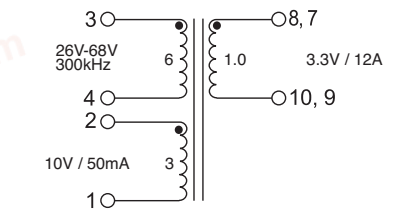
	Lk. Inductance	(3, 4) with (10, 9, 8, 7) shorted	1.5µH MAX	
	DCR	(3, 4)	36mΩ MAX	
		(8, 7-10, 9)	3.5mΩ MAX	
		(2-1)	58mΩ MAX	
	Hi-Pot	Pri-Sec	1500Vrms	
	K1 Factor	42.7		
PA1577NL	Pri. Inductance	(3-4)	230.4µH ±60%	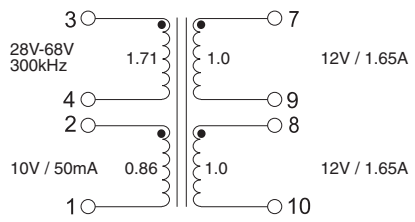
	Lk. Inductance	(3-4) with (10, 9, 8, 7) shorted	1.5µH MAX	
	DCR	(3, 4)	36mΩ MAX	
		(7-9)=(8-10)	54mΩ MAX	
		(2-1)	55mΩ MAX	
	Hi-Pot	Pri-Sec	1500Vrms	
	K1 Factor	42.7		
PA1769NL	Pri. Inductance	(3, 4)	6.7µH ±7%	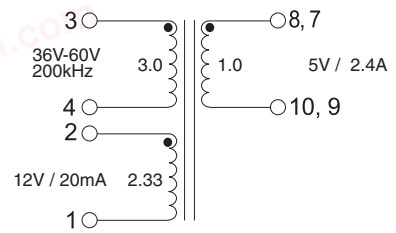
	Lk. Inductance	(3, 4) with (10, 9, 8, 7) shorted	0.65µH MAX	
	DCR	(3, 4)	25mΩ MAX	
		(8, 7-10, 9)	6.5mΩ MAX	
		(2-1)	115mΩ MAX	
	Hi-Pot	Pri-Sec	1500Vrms	
	K1 Factor	381.8		
PA1861NL	Pri. Inductance	(1, 4)	115.5µH ±7%	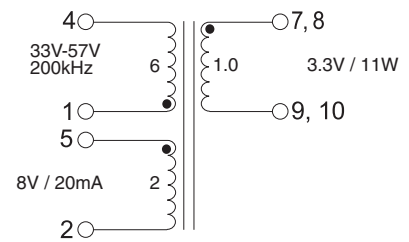
	Lk. Inductance	(1, 4) with (10, 9, 8, 7) shorted	0.65µH MAX	
	DCR	(1, 4)	330mΩ MAX	
		(7, 8-9, 10)	11mΩ MAX	
		(5-2)	460mΩ MAX	
	Hi-Pot	Pri-Sec	1500Vrms	
	K1 Factor	1645.3		
PA2070NL	Pri. Inductance	(5-4)	164µH ±10%	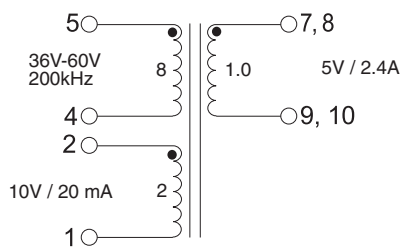
	Lk. Inductance	(5-4) with (10, 9, 8, 7) shorted	3µH MAX	
	DCR	(5-4)	292mΩ MAX	
		(7, 8-9, 10)	8.5mΩ MAX	
		(2-1)	60mΩ MAX	
	Hi-Pot	Pri-Sec	1500Vdc	
	K1 Factor	2628.2		

FORWARD TRANSFORMER

FORWARD TRANSFORMER

FLYBACK TRANSFORMER

FLYBACK TRANSFORMER

FLYBACK TRANSFORMER

chanhvinh.com

High Frequency Wire Wound Transformers

EP13 Platforms - SMT

Pulse a YAGEO company

Electrical Specifications @ 25°C - Operating Temperature -40°C to +130°C[1]				
PA2086NL	Pri. Inductance	(2-3)	164µH ±10%	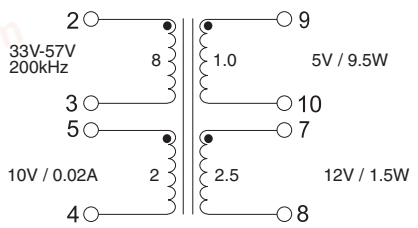
	Lk. Inductance	(2-3) with (10, 9, 8, 7) shorted	3µH MAX	
	DCR	(2-3)	292mΩ MAX	
		(5-4)	64mΩ MAX	
		(9-10)	17mΩ MAX	
		(7-8)	100mΩ MAX	
	Hi-Pot	Pri-Sec	1500Vrms	
	K1 Factor	2628.2		
PA2114NL	Pri. Inductance	(2-3)	164µH ±10%	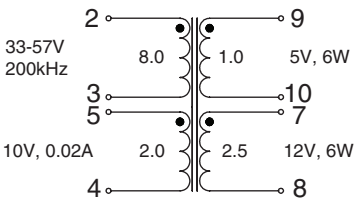
	Lk. Inductance	(2-3) with (10, 9, 8, 7) shorted	3µH MAX	
	DCR	(2-3)	300mΩ MAX	
		(5-4)	64mΩ MAX	
		(9-1)	30mΩ MAX	
		(7-8)	165mΩ MAX	
	Hi-Pot	Pri-Sec	1500Vrms	
	K1 Factor	2628.2		
PA2194NL	Pri. Inductance	(1-2)	617.4µH ±28%	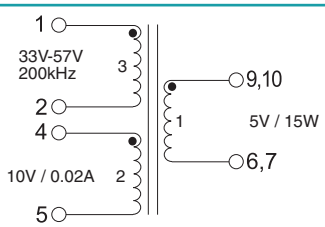
	Lk. Inductance	(1-2) with (10, 9, 7, 6, 5, 4) shorted	2µH MAX	
	DCR	(1-2)	80mΩ MAX	
		(9, 10-6, 7)	30mΩ MAX	
		(4-5)	4mΩ MAX	
	Hi-Pot	Pri-Sec	1500Vrms	
	K1 Factor	24.4		
PA2204NL	Pri. Inductance	(2, 3-4, 5)	5µH ±10%	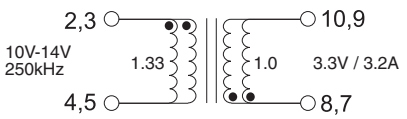
	Lk. Inductance	(2, 3-4, 5) with (10, 9, 8, 7) shorted	0.25µH MAX	
	DCR	(2, 3-4, 5)	20mΩ MAX	
		(8, 7-10, 9)	10.3mΩ MAX	
	Hi-Pot	Pri-Sec	1500Vrms	
	K1 Factor	2628.2		
PA2221NL	Pri. Inductance	(5-4)	152µH ±10%	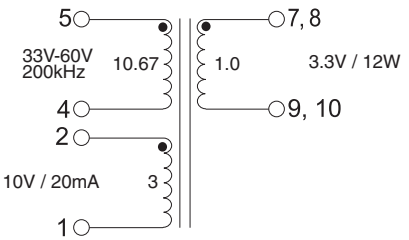
	Lk. Inductance	(5-4) with (10, 9, 8, 7) shorted	4µH MAX	
	DCR	(5-4)	280mΩ MAX	
		(7, 8-9, 10)	5.2mΩ MAX	
		(2-1)	67mΩ MAX	
	Hi-Pot	Pri-Sec	1500Vdc	
	K1 Factor	2435.9		

FLYBACK TRANSFORMER

FLYBACK TRANSFORMER

* Please note this part has an alternate pin-out.
Please see note 5 and refer to alternate mechanical drawing.

FORWARD TRANSFORMER

FLYBACK TRANSFORMER

FLYBACK TRANSFORMER

chanhvinh.com

High Frequency Wire Wound Transformers

EP13 Platforms - SMT

Pulse a YAGEO company

Electrical Specifications @ 25°C - Operating Temperature -40°C to +130°C[1]				
PA2271NL	Pri. Inductance	(3-4)	10µH ±10%	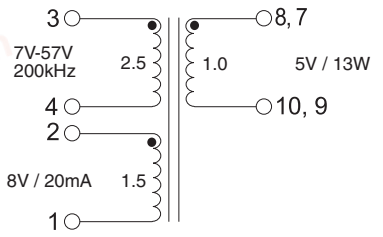
	Lk. Inductance	(3-4) with (10, 9, 8, 7) shorted	1µH MAX	
	DCR	(3-4)	23mΩ MAX	
		(8, 7-10, 9)	6.7mΩ MAX	
		(2-1)	54mΩ MAX	
	Hi-Pot	Pri-Sec	1500Vdc	
	K1 Factor	512.8		
PA2328NL	Pri. Inductance	(1-2)	100µH ±10%	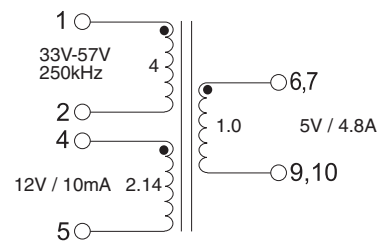
	Lk. Inductance	(1-2) with (10, 9, 6, 5, 4) shorted	0.875µH MAX	
	DCR	(1-2)	210mΩ MAX	
		(6, 7-9, 10)	9mΩ MAX	
		(4-5)	580mΩ MAX	
	Hi-Pot	Pri-Sec	1500Vrms	
	K1 Factor	18.3		
PA2367NL	Pri. Inductance	(2-1)	85µH ±10%	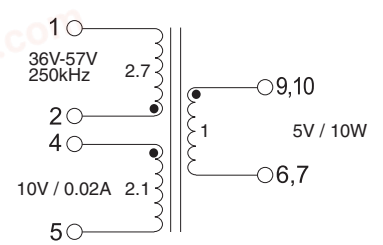
	Lk. Inductance	(2-1) with (10, 9, 7, 6, 5, 4) shorted	0.75µH MAX	
	DCR	(2-1)	325mΩ MAX	
		(9, 10-6, 7)	25.5mΩ MAX	
		(4-5)	815mΩ MAX	
	Hi-Pot	Pri-Sec	1500Vrms	
	K1 Factor	1614.4		
PA2369NL	Pri. Inductance	(5-3)	37µH ±10%	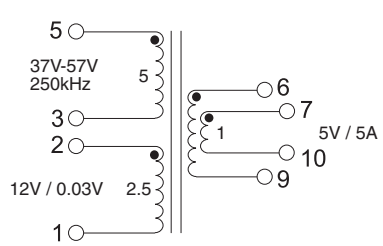
	Lk. Inductance	(5-3) with (6, 7, 9, 10) shorted	0.75µH MAX	
	DCR	(5-3)	89mΩ MAX	
		(6, 7-9, 10)	6.2mΩ MAX	
		(2-1)	84mΩ MAX	
	Hi-Pot	Pri-Sec	1500Vrms	
	K1 Factor	948.7		
PA2417NL	Pri. Inductance	(1-2)	530µH ±28%	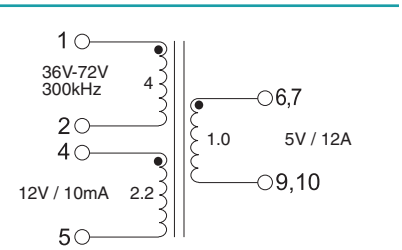
	Lk. Inductance	(1-2) with (10, 9, 7, 6, 5, 4) shorted	0.5µH MAX	
	DCR	(1-2)	75mΩ MAX	
		(6, 7-9, 10)	6.5mΩ MAX	
		(4-5)	886mΩ MAX	
	Hi-Pot	Pri-Sec	1500Vdc	
	K1 Factor	25.6		

FLYBACK TRANSFORMER

FORWARD TRANSFORMER

FLYBACK TRANSFORMER

FLYBACK TRANSFORMER

FORWARD TRANSFORMER

chanhvinh.com

High Frequency Wire Wound Transformers

EP13 Platforms - SMT

Pulse a YAGEO company

Electrical Specifications @ 25°C - Operating Temperature -40°C to +130°C[1]				
PA2431NL	Pri. Inductance	(1-2)	429.3µH ±28%	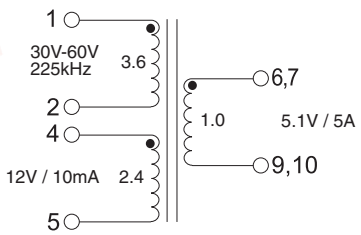
	Lk. Inductance	(1-2) with (10, 9, 7, 6, 5, 4) shorted	0.5µH MAX	
	DCR	(1-2)	68mΩ MAX	
		(6, 7-9, 10)	6.75mΩ MAX	
		(4-5)	970mΩ MAX	
	Hi-Pot	Pri-Sec	1500Vdc	
	K1 Factor	28.5		
PA2437NL	Pri. Inductance	(1-4) with (3-2) shorted	80µH ±10%	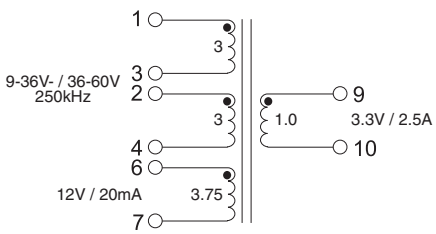
	Lk. Inductance	(1-4) with (3-2) and (9-10) shorted	2µH MAX	
	DCR	(1-3)	47mΩ MAX	
		(2-4)	58mΩ MAX	
		(6-7)	155mΩ MAX	
		(9-10)	12mΩ MAX	
	Hi-Pot	Pri-Sec	1500Vrms	
	K1 Factor	1709.4		
PA2466NL	Pri. Inductance	(5-3)	37µH ±10%	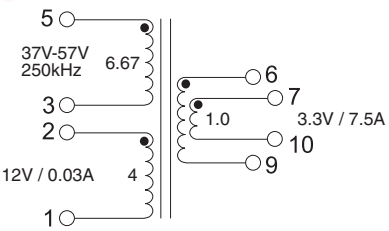
	Lk. Inductance	(5-3) with (6, 7, 9, 10) shorted	0.75µH MAX	
	DCR	(5-3)	89mΩ MAX	
		(6, 7-9, 10)	4.6mΩ MAX	
		(2-1)	96mΩ MAX	
	Hi-Pot	Pri-Sec	1500Vrms	
	K1 Factor	948.7		
PA2467NL	Pri. Inductance	(5-3)	37µH ±10%	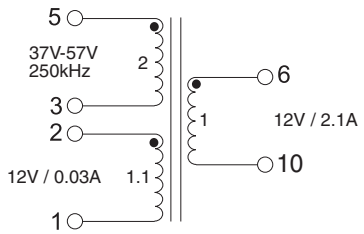
	Lk. Inductance	(5-3) with (6, 7, 9, 10) shorted	0.75µH MAX	
	DCR	(5-3)	89mΩ MAX	
		(6, 7-9, 10)	4.6mΩ MAX	
		(2-1)	96mΩ MAX	
	Hi-Pot	Pri-Sec	1500Vrms	
	K1 Factor	948.7		
PA2641NL	Pri. Inductance	(3-4)	40µH ±10%	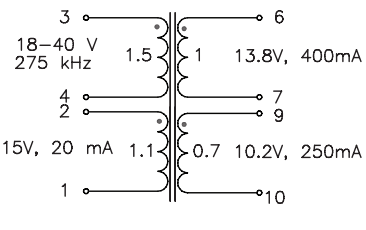
	Lk. Inductance	(3-4) with (6,7,9,10) shorted	1.5µH MAX	
	DCR	(3,4)	100mΩ MAX	
		(6-7)	105mΩ MAX	
		(9-10)	170mΩ MAX	
		(2-1)	460mΩ MAX	
	Hi-Pot	(1,2) to 3,4,6,7,9,10	1500Vrms	
	K1 Factor	976.8		

FORWARD TRANSFORMER

FORWARD TRANSFORMER

FLYBACK TRANSFORMER

FLYBACK TRANSFORMER

FLYBACK TRANSFORMER

chanhvinh.com

High Frequency Wire Wound Transformers

EP13 Platforms - SMT

Pulse a YAGEO company

Electrical Specifications @ 25°C - Operating Temperature -40°C to +130°C[1]				
PA2649NL	Pri. Inductance	(1-2)	100.5µH ±10%	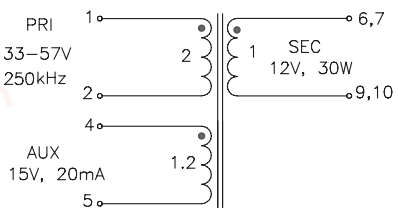
	Lk. Inductance	(1-2) with (4, 5, 6, 7, 8, 9, 10) shorted	0.88µH MAX	
	DCR	(1-2)	110mΩ MAX	
		(6, 7-9, 10)	40mΩ MAX	
		(4-5)	561mΩ MAX	
	Hi-Pot	Pri-Sec	1500Vdc	
	K1 Factor	22.3		**FORWARD TRANSFORMER**
PA2669NL	Pri. Inductance	(1,2)	17.3µH ±10%	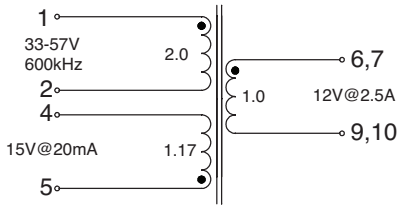
	Lk. Inductance	(1,2) with (6,7-9,10) shorted	0.28µH MAX	
	DCR	(1-2)	42mΩ MAX	
		(5-4)	99mΩ MAX	
		(6,7-9,10)	12.6mΩ MAX	
	Hi-Pot	(1,2) to (6,7,9,10)	1500Vrms	
		(1,2) to (4,5)	600Vrms	
		Windings to core	600Vrms	
	K1 Factor	739.3		**FLYBACK TRANSFORMER**
PA2725NL	Pri. Inductance	(5-4)	139.5µH ±10%	* Please note this part has an alternate pin-out. Please see note 5 and refer to alternate mechanical drawing. 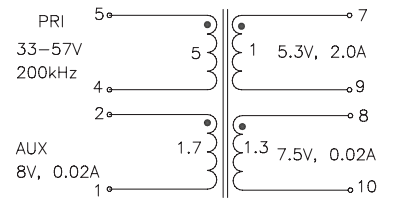
	Lk. Inductance	(5-4) with (7,8,9,10) shorted	1.1µH MAX	
	DCR	(5,4)	265mΩ MAX	
		(7-9)	23mΩ MAX	
		(8-10)	40mΩ MAX	
		(2-1)	110mΩ MAX	
	Hi-Pot	(1,2,3,4) to (7,8,9,10)	1500Vrms	
	K1 Factor	2384.6		**FLYBACK TRANSFORMER**
PA2945NL	Pri. Inductance	(1-2)	100µH ±10%	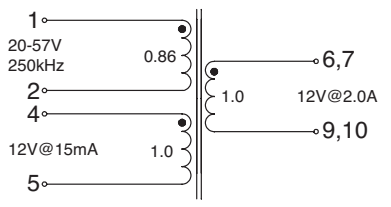
	Lk. Inductance	(1-2) with (4, 5, 6, 7, 8, 9, 10) shorted	0.3µH MAX	
	DCR	(1-2)	27.5mΩ MAX	
		(6, 7-9, 10)	52mΩ MAX	
		(4-5)	295mΩ MAX	
	Hi-Pot	Pri-Sec	1500Vrms	
	K1 Factor	42.7		**FORWARD TRANSFORMER**
PA3150NL	Pri. Inductance	(1-3)	100.5µH ±10%	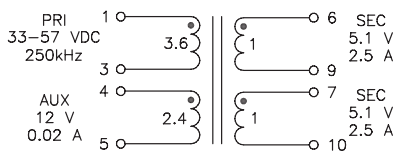
	Lk. Inductance	(1-3) with (4,5,6,7,9,10) shorted	0.5µH MAX	
	DCR	(1-3)	74.5mΩ MAX	
		(4-5)	550mΩ MAX	
		(6,9)	15.5mΩ MAX	
		(7,10)	16.5mΩ MAX	
	Hi-Pot	(1,3,4,5) to (7, 6,9,10)	1500Vrms	
	K1 Factor	28.5		**FORWARD TRANSFORMER**

chanhvinh.com

High Frequency Wire Wound Transformers

EP13 Platforms - SMT

Pulse a YAGEO company

Electrical Specifications @ 25°C - Operating Temperature -40°C to +130°C[1]				
PA3171NL	Pri. Inductance	(1-3)	100µH ±10%	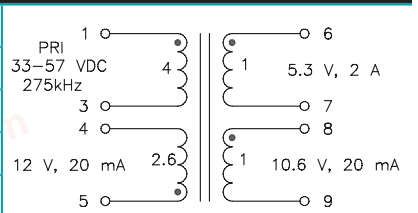
	Lk. Inductance	(1-3) with (6, 7, 8, 9) shorted	1µH MAX	
	DCR	(1-3)	190mΩ MAX	
		(6-7)	28mΩ MAX	
		(8-9)	500mΩ MAX	
	Hi-Pot	(1,2,3,4) TO (6,7,8,9)	500Vrms	
	K1 Factor	1831.5		* Please note this part has an alternate pin-out. Please see note 5 and refer to alternate mechanical drawing. **FLYBACK TRANSFORMER**
PA3242NL	Pri. Inductance	(1-10)	220µH ±10%	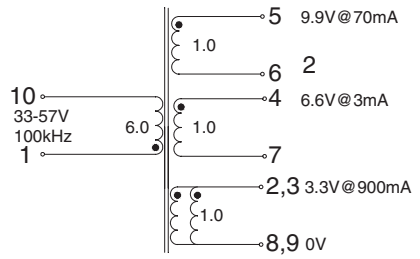
	Lk. Inductance	(1-10) with (2, 3, 4, 5, 6, 7, 8, 9) shorted	1.6µH MAX	
	DCR	(1-10)	230mΩ MAX	
		(2-9)=(3-8)	17.5mΩ MAX	
		(4-7)	50mΩ MAX	
		(5-6)	50mΩ MAX	
	Hi-Pot	Pri-Sec	1000Vdc	
	K1 Factor	3760.7		**FLYBACK TRANSFORMER**
PA3274NL	Pri. Inductance	(1-2)	100µH ±10%	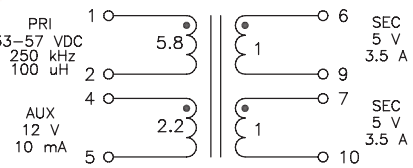
	Lk. Inductance	(1-2) with (4,5,6,7,9,10) shorted	0.5µH MAX	
	DCR	(1-2)	77.75mΩ MAX	
		(6-9)	11.9mΩ MAX	
		(7-10)	12.95mΩ MAX	
		(4-5)	256mΩ MAX	
	Hi-Pot	(1,2,4,5) to (6,7,9,10)	1500Vrms	
	K1 Factor	17.7		**FORWARD TRANSFORMER**
PA3342NL	Pri. Inductance	(2-3)	90µH ±10%	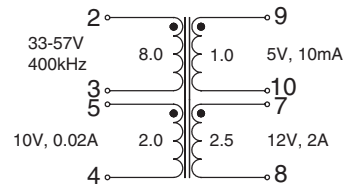
	Lk. Inductance	(2-3) with (10, 9, 8, 7) shorted	2µH MAX	
	DCR	(2-3)	300mΩ MAX	
		(5-4)	120mΩ MAX	
		(9-10)	40mΩ MAX	
		(7-8)	27mΩ MAX	
	Hi-Pot	Pri-Sec	1500Vdc	
	K1 Factor	1442.3		**FLYBACK TRANSFORMER**
PA3371NL	Pri. Inductance	(4-5)	31µH ±10%	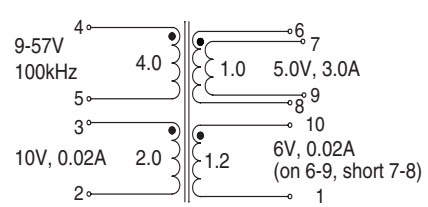
	Lk. Inductance	(4-5) with (1, 2, 3, 6, 7, 8, 9, 10) shorted	0.5µH MAX	
	DCR	(4-5)	100mΩ MAX	
		(6-8)=(7-9)	13mΩ MAX	
		(1-10)	83.5mΩ MAX	
		(3-2)	155mΩ MAX	
	Hi-Pot	Pri-Sec	1500Vrms	
	K1 Factor	794.9		**FORWARD TRANSFORMER**

chanhvinh.com

High Frequency Wire Wound Transformers

EP13 Platforms - SMT

Pulse
a YAGEO company

Electrical Specifications @ 25°C - Operating Temperature -40°C to +130°C[1]				
PA3519NL	Pri. Inductance	(1-3)	73.5µH ±10%	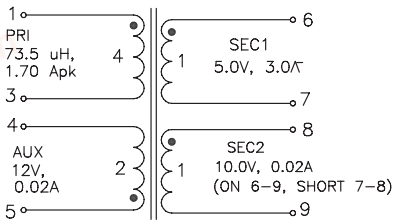
		(1-3)	57.5µH min @1.7ADC	
	Lk. Inductance	(1-3) with (4,5,6,7,8,9) shorted	0.6µH MAX	
	DCR	(1-3)	113mΩ MAX	
		(6-7)	15mΩ MAX	
		(8-9)	31mΩ MAX	
		(5-4)	180mΩ MAX	
	Hi-Pot	(1,3,4,5) to (6,7,8,9)	1500Vrms	
	K1 Factor	1570.5		FLYBACK TRANSFORMER
PA3642NL	Pri. Inductance	(1-3)	37.9µH ±10%	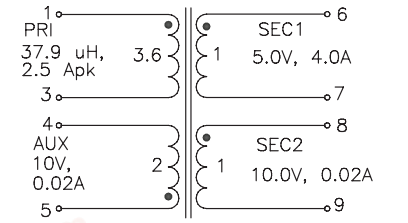
		(1-3)	30µH Min @ 2.5ADC	
	Lk. Inductance	(1-3) with (4,5,6,7,8,9) shorted	0.4 µH MAX	
	DCR	(1-3)	101mΩ MAX	
		(6-7)	14mΩ MAX	
		(8-9)	26mΩ MAX	
		(5-4)	92mΩ MAX	
	Hi-Pot	(1,3,4,5) to (6,7,8,9)	1500Vrms	
	K1 Factor	1079.8		FLYBACK TRANSFORMER
PA3715NL	Pri. Inductance	(5-3)	37µH ±10%	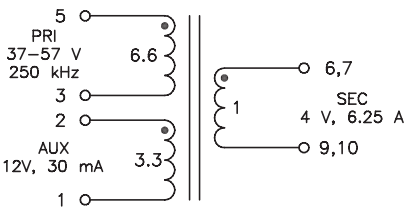
		(5-3)	29µH Min @ 2.8ADC	
	Lk. Inductance	(5-3) with (1,2,6,7,9,10) shorted	0.75µH MAX	
	DCR	(5.3)	89mΩ MAX	
		(5-3)	84mΩ MAX	
		(2-1)	3.87mΩ MAX	
	Hi-Pot	(1,2,3,5) to (6,7,9,10)	1500Vrms	
	K1 Factor	948.7		FLYBACK TRANSFORMER
PA4065NL	Pri. Inductance	(1-2)	100.5µH ±10%	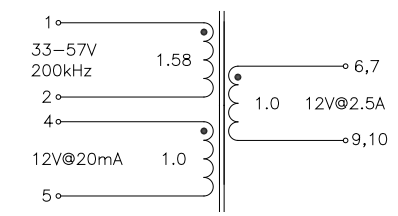
	Lk. Inductance	(1-2) with (4, 5, 6, 7, 8, 9, 10) shorted	0.88µH MAX	
	DCR	(1-2)	75mΩ MAX	
		(6, 7-9, 10)	40mΩ MAX	
		(4-5)	410mΩ MAX	
	Hi-Pot	Pri-Sec	1500Vrms	
	K1 Factor	27.0		FORWARD TRANSFORMER

* Please note this part has an alternate pin-out. Please see note 5 and refer to alternate mechanical drawing.

chanhvinh.com

High Frequency Wire Wound Transformers

EP13 Platforms - SMT

Pulse a YAGEO company

Electrical Specifications @ 25°C - Operating Temperature -40°C to +130°C[1]				
PA4836NL	Pri. Inductance	(2-3)	75µH ±10%	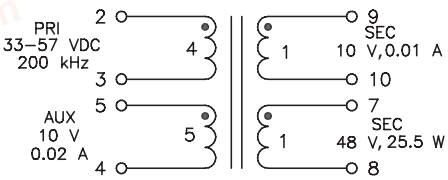
		(2-3)	52.5µH Min @ 2.3 ADC	
	Lk. Inductance	(2-3) with (7,8,9,10) shorted	2µH MAX	
	DCR	(2-3)	300mΩ MAX	
		(5-4)	120mΩ MAX	
		(9-10)	68mΩ MAX	
		(7-8)	352mΩ MAX	
	Hi-Pot	(2,3,4,5) to (7,8,9,10)	1650Vrms	
	K1 Factor	1201.9		FLYBACK TRANSFORMER
PG0738NL	Pri. Inductance	(4-3)	162µH ±10%	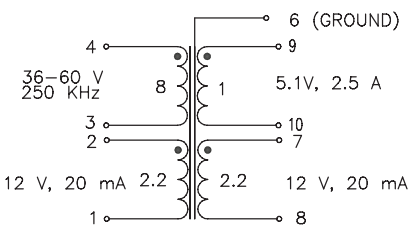
	Lk. Inductance	(4-3) with (7,8,9,10) shorted	2.2 µH MAX	
	DCR	(4-3)	600mΩ MAX	
		(1-2)	240mΩ MAX	
		(9-10)	14mΩ MAX	
		(7-8)	240mΩ MAX	
	Hi-Pot	(1,2,3,4) to (7,8,9,10)	1500Vrms	
	K1 Factor	2076.9		FLYBACK TRANSFORMER
PG1318NL	Pri. Inductance	(1-2)	100.5µH ±10%	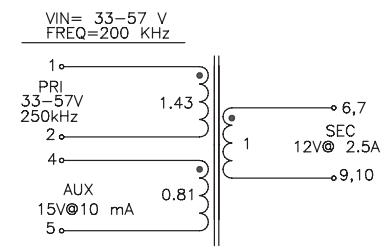
	Lk. Inductance	(1-2) with (4,5,6,7,9,10) shorted	0.875µH MAX	
	DCR	(1-2)	110mΩ MAX	
		(6,7-9,10)	40mΩ MAX	
		(4-5)	680mΩ MAX	
	Hi-Pot	(1,2,4,5) to (6,7,9,10)	1500Vrms	
	K1 Factor	22.3		FORWARD TRANSFORMER
PG1387NL	Pri. Inductance	(2-1)	123µH ±12%	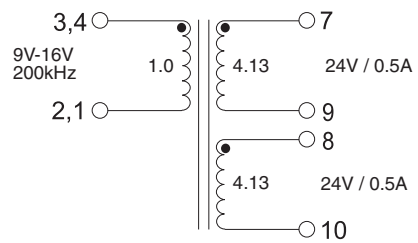
	Lk. Inductance	(2-1) with (3,4,6,7,8,9,10) shorted	2µH MAX	
	Lk. Inductance	(2-1) with (7,8) shorted	5µH MAX	
	Lk. Inductance	(2-1) with (7,8,9,10) shorted	2.1µH MAX	
	DCR	(2-1)	428mΩ MAX	
		(4-3)	590mΩ MAX	
		(6-7)	280mΩ MAX	
		(7-8)	35mΩ MAX	
		(9-10)	25mΩ MAX	
	Hi-Pot	(1,2,3,4) to (6,7,8,9,10)	1500Vrms	
	K1 Factor	3504.3		FLYBACK TRANSFORMER

chanhvinh.com

High Frequency Wire Wound Transformers

EP13 Platforms - SMT

Pulse a YAGEO company

Electrical Specifications @ 25°C - Operating Temperature -40°C to +130°C[1]				
PG1576NL	Pri. Inductance	(3-4)	230.4µH ±10%	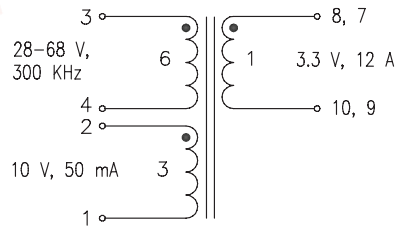
	Lk. Inductance	(3-4) with (10,9,8,7) shorted	1.5 µH MAX	
	DCR	(3-4)	36mΩ MAX	
		(7,8-9,10)	3.5mΩ MAX	
		(2,1)	58mΩ MAX	
	Hi-Pot	(1,2,3,4) to (7,8,9,10)	1500Vrms	
		(1,2) to (3,4)	500Vrms	
		windings to core	600Vrms	
	K1 Factor	42.7		**FORWARD TRANSFORMER**
PG1593NL	Pri. Inductance	(2-1)	144µH ±10%	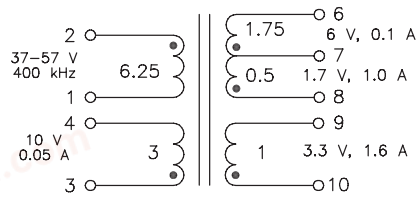
		(2-1)	110µH min @ 0.75ADC	
	Lk. Inductance	(2-1) with (3,4,6,7,8,9,10) shorted	0.9µH MAX	
		(3-4) with (1,2,6,7,8,9,10) shorted	0.3µH MAX	
		(6-7) with (1,2,3,4,6,7,9,10) shorted	0.2µH MAX	
		(7-8) with (1,2,3,4,6,7,9,10) shorted	0.1µH MAX	
		(9-10) with (1,2,3,4,6,7,9,10)	0.1µH MAX	
	DCR	(2-1)	1202mΩ MAX	
	Hi-Pot	(1,3-6,7,9,10)	1500Vrms	
	K1 Factor	2953.8		**FLYBACK TRANSFORMER**
PH2467NL	Pri. Inductance	(5-3)	37µH ±10%	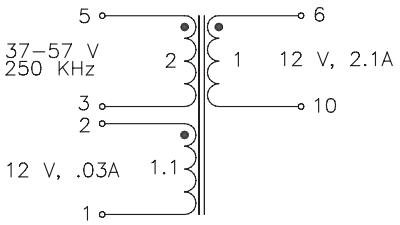
	Lk. Inductance	(5-3) with (6,10) shorted	0.65µH MAX	
	DCR	(5-3)	89mΩ MAX	
		(2-1)	96mΩ MAX	
		(6-10)	28mΩ MAX	
	Hi-Pot	(5,3,2,1) to (6,10)	1650Vrms	
	K1 Factor	948.7		**FLYBACK TRANSFORMER**
PH9006NL	Pri. Inductance	(3-4)	19µH ±15%	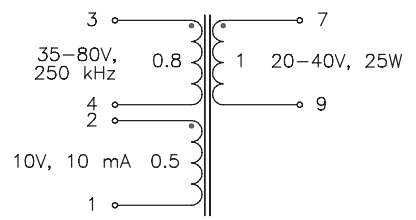
	Lk. Inductance	(3-4) with (1,2,7,9) shorted	0.42 µH MAX	
	DCR	(3-4)	36mΩ MAX	
		(7,9)	3.5mΩ MAX	
		(2-1)	58mΩ MAX	
	Hi-Pot	(1,2,3,4) to (7,8,9,10)	1500Vrms	
	K1 Factor	609.0		**FLYBACK TRANSFORMER**

chanhvinh.com

High Frequency Wire Wound Transformers

EP13 Platforms - SMT

Pulse a YAGEO company

Electrical Specifications @ 25°C - Operating Temperature -40°C to +130°C[1]				
PH9058NL	Pri. Inductance	(5-4)	152µH ±10%	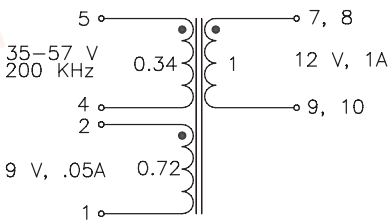
	Lk. Inductance	(5-4) with (1,2,7,8,9,10) shorted	4µH MAX	
	DCR	(5-4)	280mΩ MAX	
		(7,8-9,10)	50mΩ MAX	
		(2-1)	67mΩ MAX	
	Hi-Pot	(1,2,4,5) to (7,8,9,10)	1650Vrms	
	K1 Factor	2435.9		**FLYBACK TRANSFORMER**
PH9098NL	Pri. Inductance	(1-2)	100.5µH ±15%	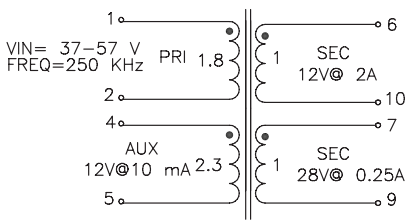
	Lk. Inductance	(1-2) with (4,5,6,7,9,10) shorted	1.5µH MAX	
	DCR	(1-2)	115mΩ MAX	
		(4-5)	980mΩ MAX	
		(6,10)	60mΩ MAX	
		(7,9)	480 mΩ MAX	
	Hi-Pot	Pri-Sec	1650Vrms	
	K1 Factor	22.3		**FORWARD TRANSFORMER**

chanhvinh.com

NOTES:

1. The temperature of the component (ambient plus temperature rise) must be within the stated operating temperature range.
2. The above transformers and inductors have been tested and approved by Pulse's power IC partners and are sited in the appropriate datasheet or evaluation board documentation at these companies. To determine which IC and IC partners are matched with the above Pulse part numbers please consult the IC Cross Reference on the Pulse website.
3. For flyback topology applications, it is necessary to ensure that the transformer will not saturate in the application. The peak flux density (Bpk) should remain below 2700Gauss.
   To calculate the peak density, use the following formula
   Bpk (Gauss) = K1_Factor * Ipk (A)
4. In high volt-sec applications, it is important to calculate the core loss of the transformer.
   Approximate transformer core loss can be calculated as:
   CoreLoss (W) = 2.5E-14 * (Freq_kHz)$^{1.63}$ * (ΔB_Gauss)$^{2.63}$
   where ΔB can be calculated as:
   For Flyback Topology: ΔB = K1_Factor * ΔI(A)
   For Forward Topology: ΔB = K1_Factor * Volt-µsec
5. The standard pin-numbering for this package is indicated in the below mechanical drawing showing pin 1 on the lower right corner and the numbers proceeding clock wise to pin 10 on the upper right corner. However, for those parts that are indicated as having an alternate pinout, pin 1 is in the lower left corner and the numbers proceed counter-clockwise to pin 10 in the upper left corner. Refer to the alternate mechanical drawing for further details.
6. Optional Tape & Reel packaging can be ordered by adding a "T" suffix to the part number (i.e. PA1136NL becomes PA1136NLT). Pulse complies with industry standard tape and reel specification EIA481. The tape and reel for this product has a width (W=32mm), pitch (Po=24mm) an depth (Ko=13.2mm).
7. The "NL" suffix indicates an RoHS-compliant part number. Non-NL suffixed parts are not necessarily RoHS compliant, but are electrically and mechanically equivalent to NL versions. If a part number does not have the "NL" suffix, but an RoHS compliant version is required, please contact Pulse for availability.

Mechanical

PAXXXXNL

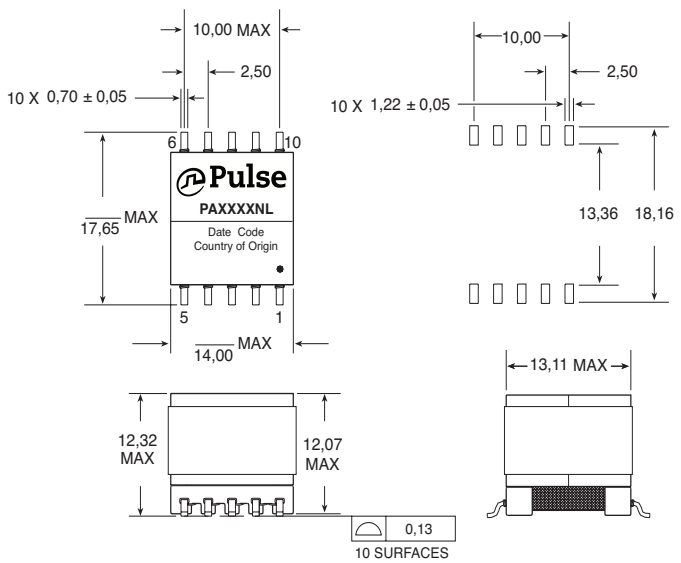

Alternate Mechanical

PA2194NL PA2669NL, PA3171NL, PA3519NL, and PA3642NL

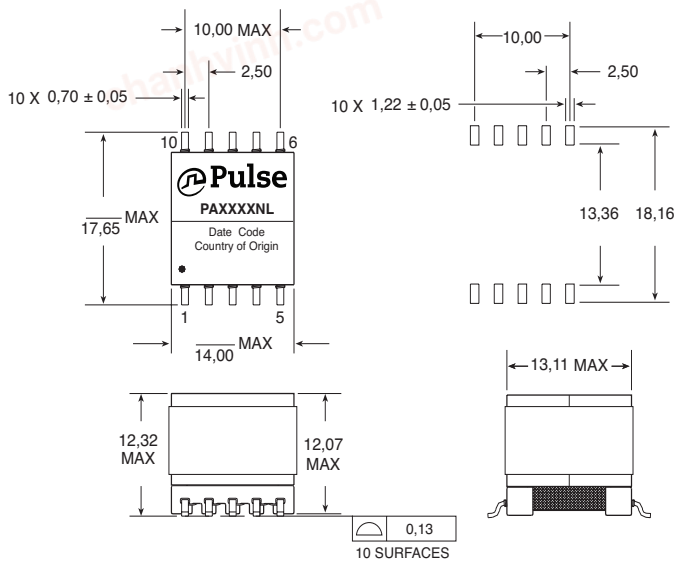

For More Information:

Americas - prodinfo_power_americas@pulseelectronics.com | **Europe -** prodinfo_power_emea@pulseelectronics.com | **Asia -** prodinfo_power_asia@pulseelectronics.com

Performance warranty of products offered on this data sheet is limited to the parameters specified. Data is subject to change without notice. Other brand and product names mentioned herein may be trademarks or registered trademarks of their respective owners. © Copyright, 2021. Pulse Electronics, Inc. All rights reserved.