chanhvinh.com

Omni DAS Series
Flat Omni 4x4 MIMO 5G Antenna

OD617-6000M4NF



Features & Applications:

- *4G / 5G-FR1 617-6000MHz*
- *4-port 4x4 MiM0*
- *In-building ceiling mount*
- *Horizontal omni radiation pattern*
- *Low PIM and SAR compliant*
- *Connector N-Female as standard*
- *For 4.3-10 Female version use P/N: OD617-6000M443*

ELECTRICAL SPECIFICATION

OD617-6000M4NF Port 1, 2, 3, 4

Frequency range	MHz	617-698	698-960	1350-2700	3300-4000	4800-6000
Gain	dBi	3±1	3±1	4.5±1	4.5±1	4.5±1
Polarization		Linear Horizontal				
VSWR		≤1.8	≤1.8	≤1.8	≤1.8	≤1.8
Isolation	dB	≥17	≥17	≥20	≥30	≥30
PIM,3rd order,2x20W	dBc	≤-153				
Max. input power	W	50				
Impedance	ohm	50				
SAR compliance		Compliant based on whole-body SAR limit RF Exposure calculation (CEI EN 50383)				

MECHANICAL SPECIFICATIONS

OD617-6000M4NF

Dimension (Diameter x Height)	Housing Material	Color	Weight	Mounting Kit	
Φ360×24 mm (14.17 x 0.945 inch)	ABS, UV Protected	White RAL9003	0.95kg (2.09lbs)	Ceiling, via hole (standard)	

Wireless Technology	No. of Port	Cable Length	Cable Type	Connector Type
5G FR1	4	1Ft (0.3m)	Ø 0.160" low loss	NF

ENVIRONMENTAL SPECIFICATIONS

OD617-6000M4NF

Operating Temperature	Storage Temperature	RoHS Compliant	Ingress Protection	Warranty
-55 / +60° C	-55 / +60° C	Yes	IP50	2 years

chanhvinh.com

Mechanical Drawing

OD617-6000M4NF

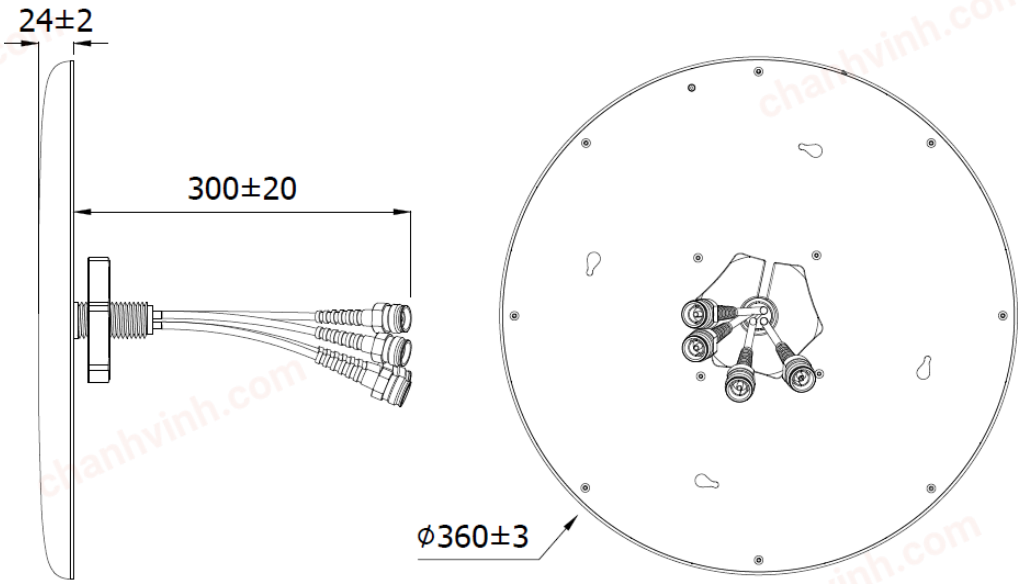

Test Setup

General / Chamber Setup



chanhvinh.com

Radiation Pattern – Vertical and Horizontal Plane

OD617-6000M4NF

Vertical Port1, 2, 3, 4



617MHz

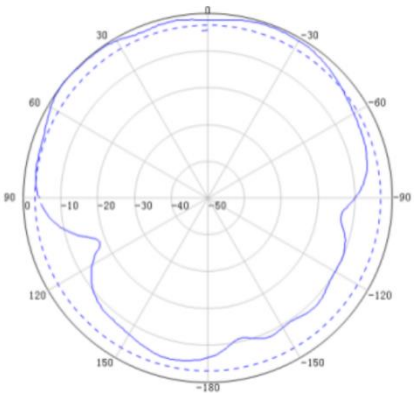

1710MHz

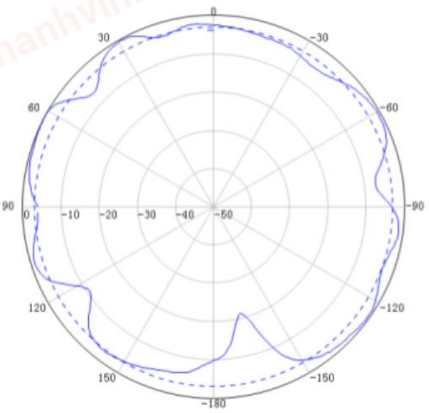

2500MHz

Horizontal Port1, 2, 3, 4

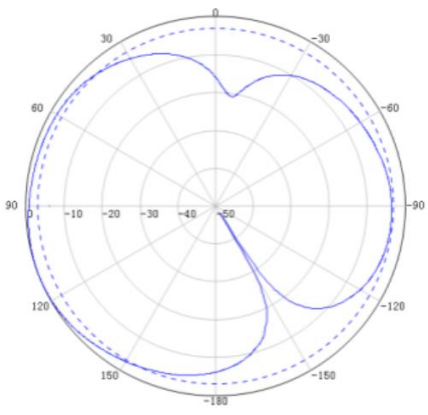

617MHz

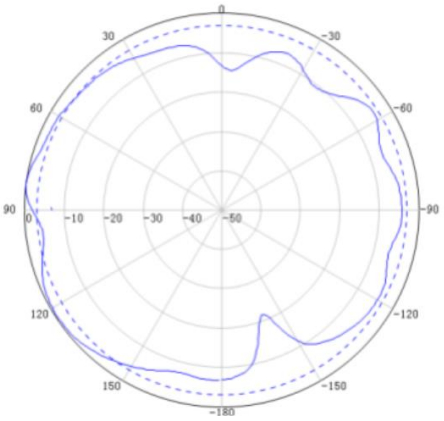

1710MHz

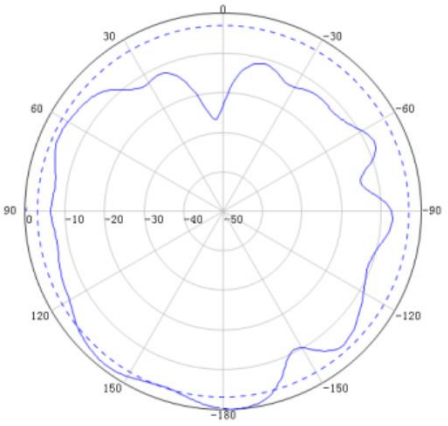

2500MHz

chanhvinh.com

Omni DAS Series
Flat Omni 4x4 MIMO 5G Antenna

OD617-6000M4NF

PACKAGING

OD617-6000M4NF

1.Inner box: 404*380*157mm;

2.Outer box size: 830*420*395mm;

3. 5Pcs/Carton;

Installation instructions

OD617-6000M4NF

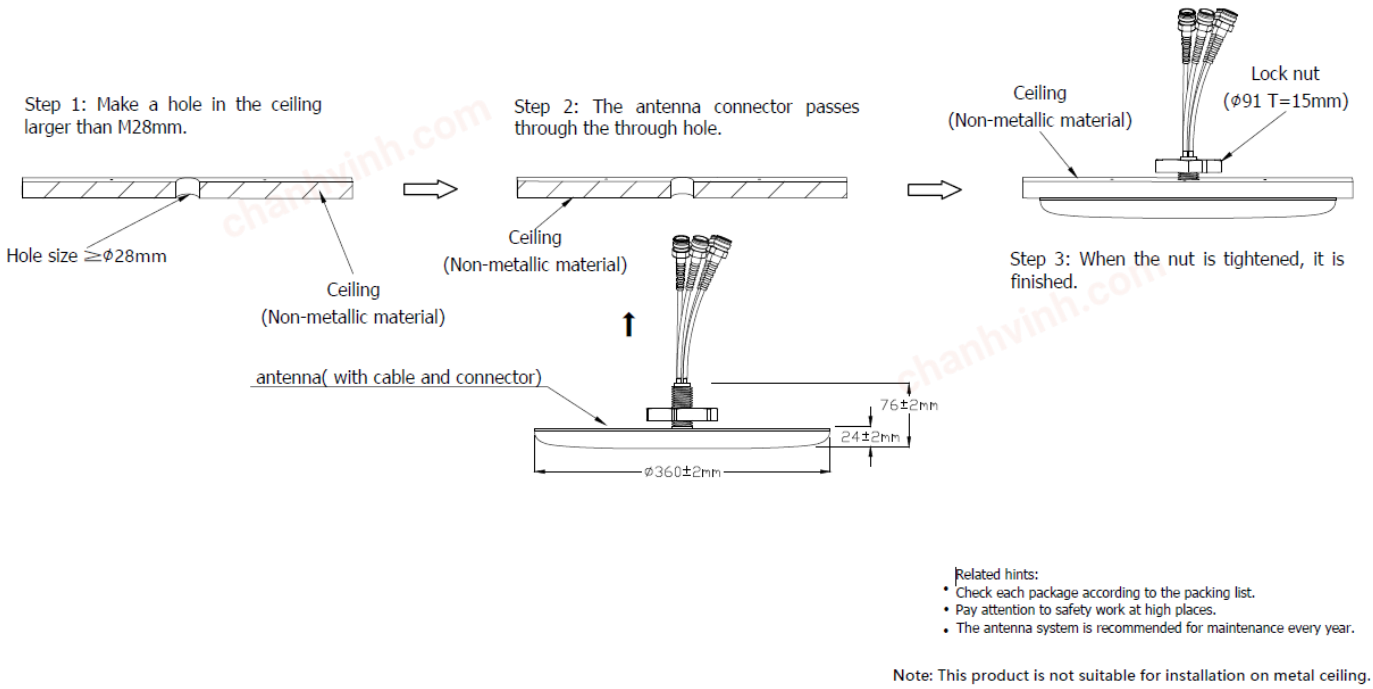

Related hints:
- Check each package according to the packing list.
- Pay attention to safety work at high places.
- The antenna system is recommended for maintenance every year.

Note: This product is not suitable for installation on metal ceiling.

Notes:

1. Please contact sales for availability, lead time, and/or any special requests. Samples available upon request.

For More Information:
Americas - antennas.us@pulseelectronics.com | Europe – antennas.eu@pulseelectronics.com | Asia – antennas.as@pulseelectronics.com | Questions? +1-800-ANTENNA
Performance warranty of products offered on this data sheet is limited to the parameters specified. Data is subject to change without notice. Other brand and product names mentioned herein may be trademarks or registered trademarks of their respective owners. © Copyright , 2020. Pulse Electronics, Inc. All rights reserved.
Company address: Pulse Electronics, a YAGEO Company, 15255 Innovation Drive, Suite #100, San Diego, CA 92128

'YAGEO Corporation and its affiliates do not recommend the use of commercial, automotive, and/or COTS grade products for high reliability applications or manned space flight.'