chanhvinh.com

2x2 MiMo 5G/4G Antenna
Direct mount with SMA-Male cable feed

LPT600-71M2DMG0305: 617-960 and 1710-2690 and 3300-7125MHz



Features & Applications:

- *2x2 MiMo cellular 5G-FR1, 4G LTE*
- *WiFi6/7, DSRC, ISM compatible*
- *Indoor and Outdoor rated*
- *Ommi radiation pattern*
- *IoT, M2M, industrial metering, base stations*

Electrical specifications @ 25° C – Operating Temperatures – 40°C to +85°C							
Frequency Bands – 617-960MHz & 1710-2690MHz & 3300-7125MHz							
Antenna type	**Nominal Impedance**	**Polarization**	**Radiation pattern**	**Power withstanding**	**DC Ground**		
Monopole	50Ω	Linear	Omni	3W	No		

	Frequency (MHz)	**617-960**	**1710-2690**	**3300-4200**	**4400-5000**	**5150-5925**	**6000-7125**
Port 1	**VSWR**	< 3.5	< 2.5	< 2	< 2	< 2	< 2
	Return Loss(dB)	< -5	< -7	< -10	< -10	< -10	< -10
	Avg. Peak Gain (dBi)	0.2	4.0	7.0	4.3	6.8	4.7
	Avg. Efficiency (%)	40	54	58	55	66	56
Port 2	**VSWR**	< 3.5	< 2.5	< 2	< 2	< 2	< 2
	Return Loss(dB)	< -5	< -7	< -10	< -10	< -10	< -10
	Avg. Peak Gain (dBi)	0.4	4.1	8.5	6.3	7.3	5.6
	Avg. Efficiency (%)	39	55	64	67	60	57

Mechanical Specifications				
Orderable PN: LPT600-71M2DMG0305				
Dimension with connector (Diameter x Height)	**Color**	**Connector Type**	**Fixing System**	**Ingress Protection**
Φ44.20 x 115.58 mm	Black	SMA-Male	Direct Mount	IP67
Height installed	**Weight**	**Mounting stud**	**Cable Style**	**Cable Length**
96.6 mm (After compression)	1.3 kg	Brass	RG316	3048 mm (10 ft)

Notes:
1.Mounting hole diameter: > 17.8mm.
2.Flame Rating(Radome): UL94-V0.
3.Operating temp and Storage temp to be -40℃～85℃.
4.Physical: Dimensional stability, Value to be 0.0%, Test method to be ASTMD1042 ISO2796.

chanhvinh.com

Mechanical Drawing

LPT600-71M2DMG0305

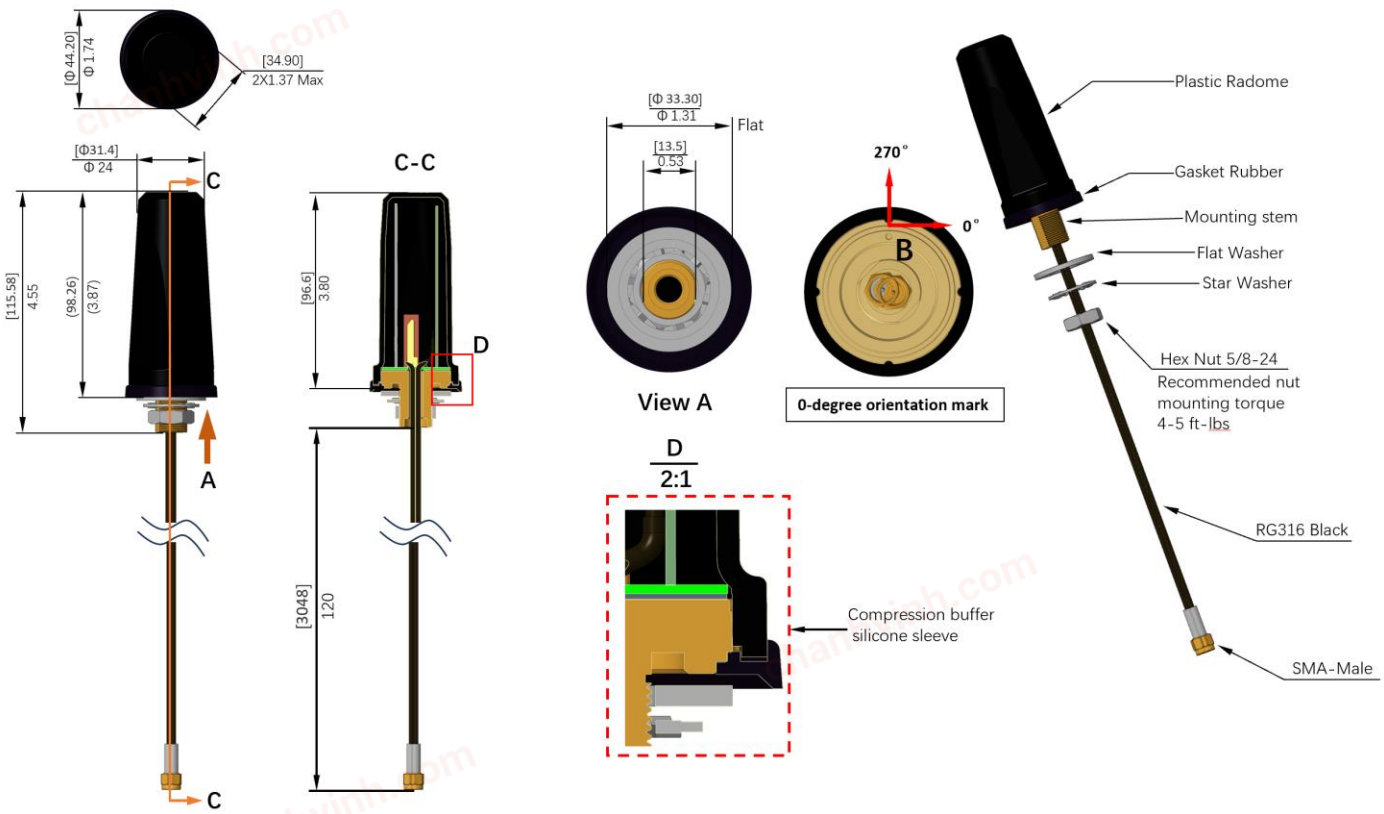

Testing Setup

LPT600-71M2DMG0305



Radiation element is test on 300*300mm ground plane

chanhvinh.com

Charts- VSWR, Return Loss, Isolation

LPT600-71M2DMG0305

VSWR

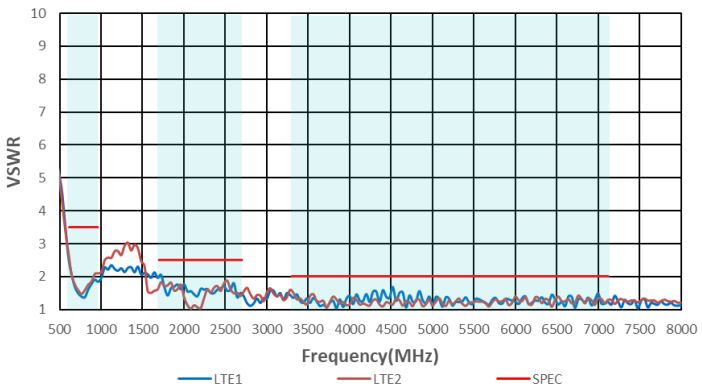

Return Loss(dB)

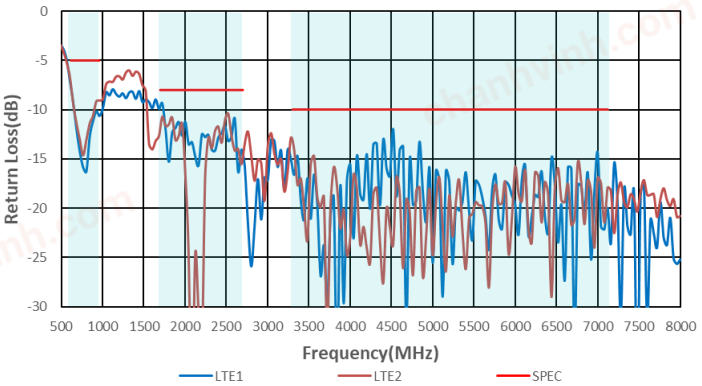

Isolation(dB)

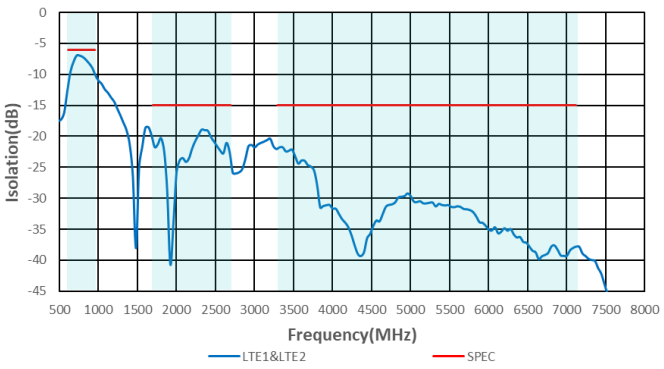

Antenna test with 10ft RG316 cable & SMA connector

chanhvinh.com

Charts- Efficiency, and Peak Gain

LPT600-71M2DMG0305

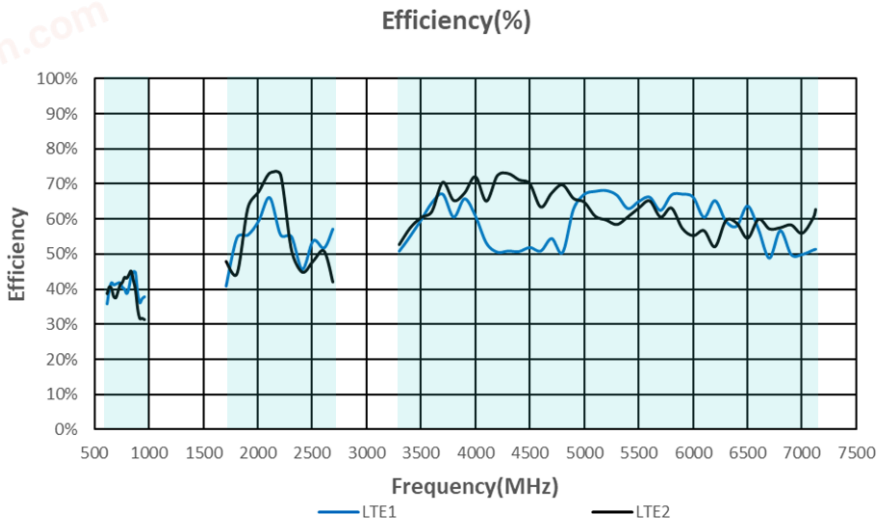

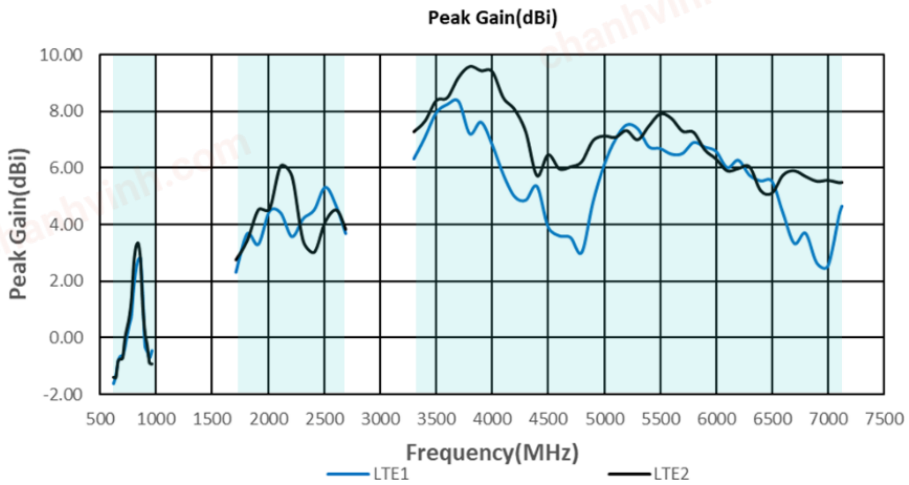

Antenna test with 1 ft RG316 cable & SMA connector

chanhvinh.com

Port1_Charts-XY Gain Plots

LPT600-71M2DMG0305

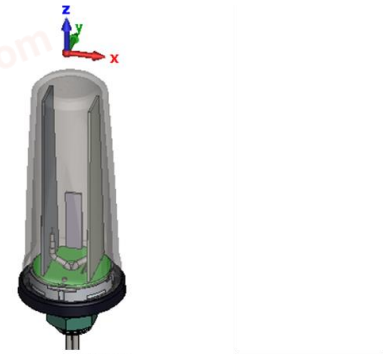

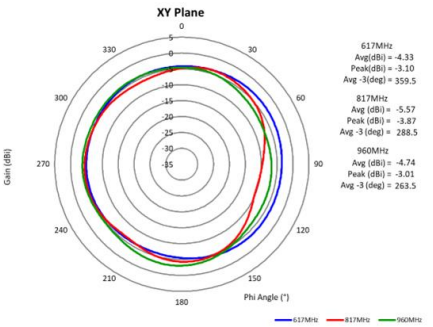

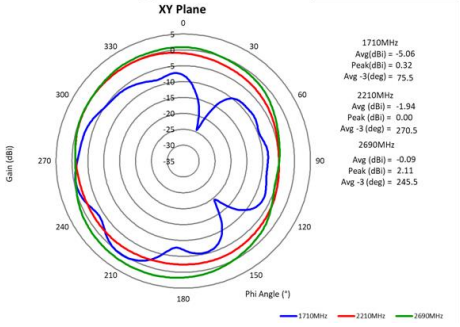

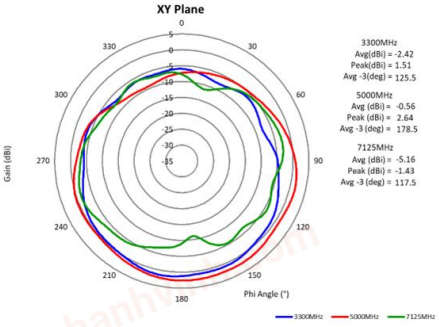

Port1_Charts – ZX Gain Plots

LPT600-71M2DMG0305



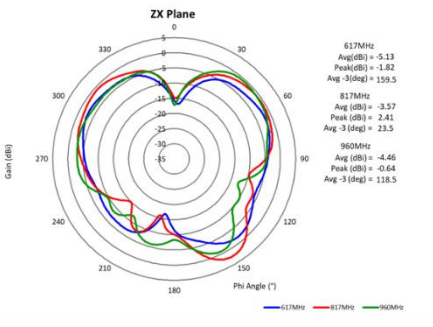

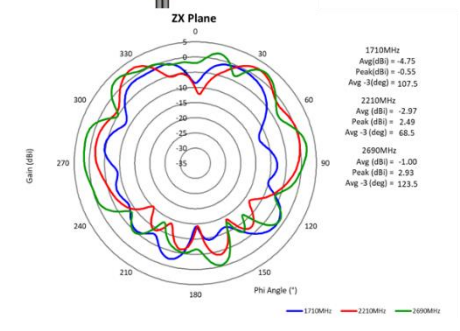

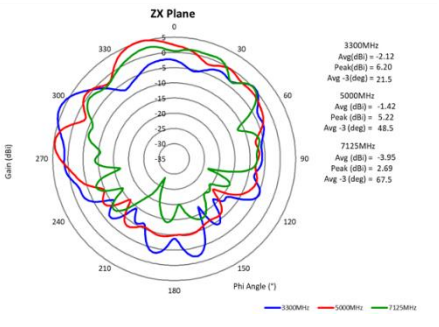

chanhvinh.com

Port1_Charts – ZY Gain Plots

LPT600-71M2DMG0305

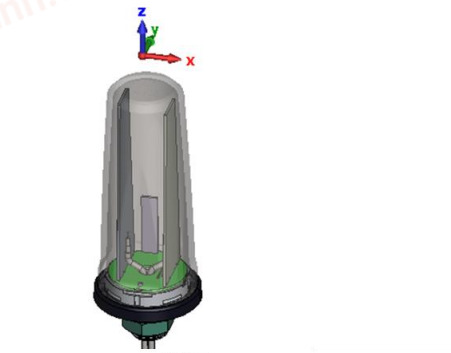

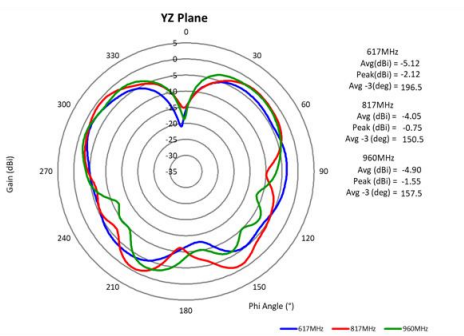

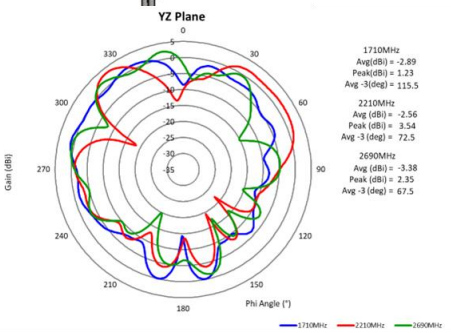

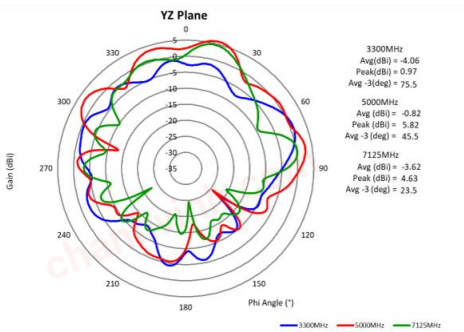

Port2_Charts – XY Gain Plots

LPT600-71M2DMG0305

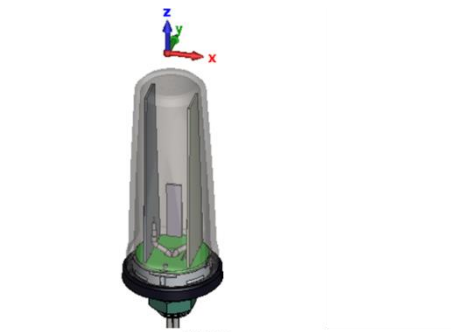

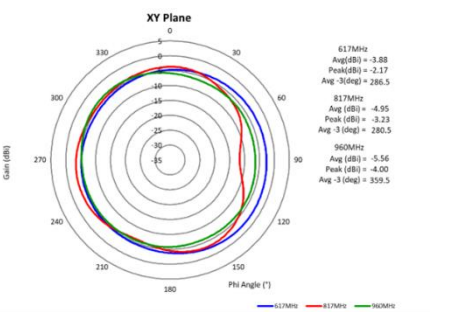

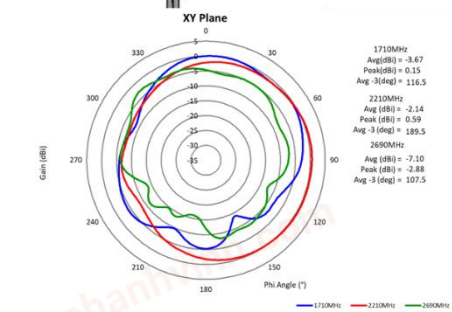

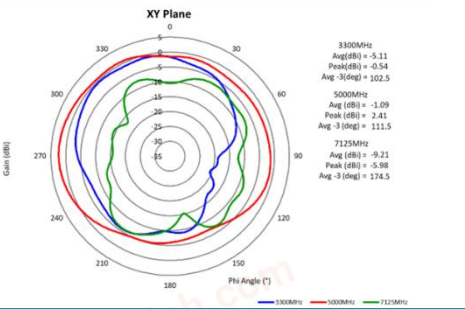

chanhvinh.com

Port2_Charts – ZX Gain Plots

LPT600-71M2DMG0305

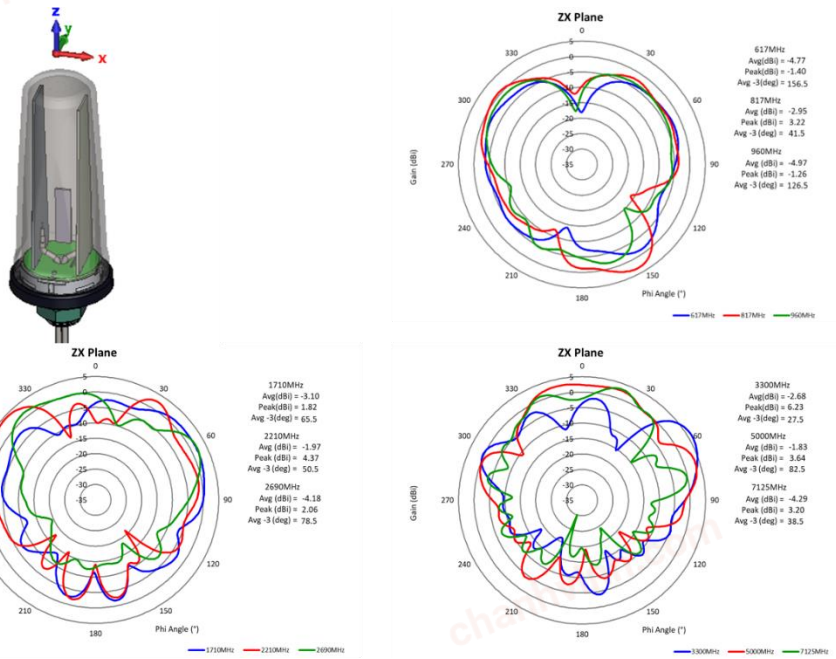

Port2_Charts – ZY Gain Plots

LPT600-71M2DMG0305

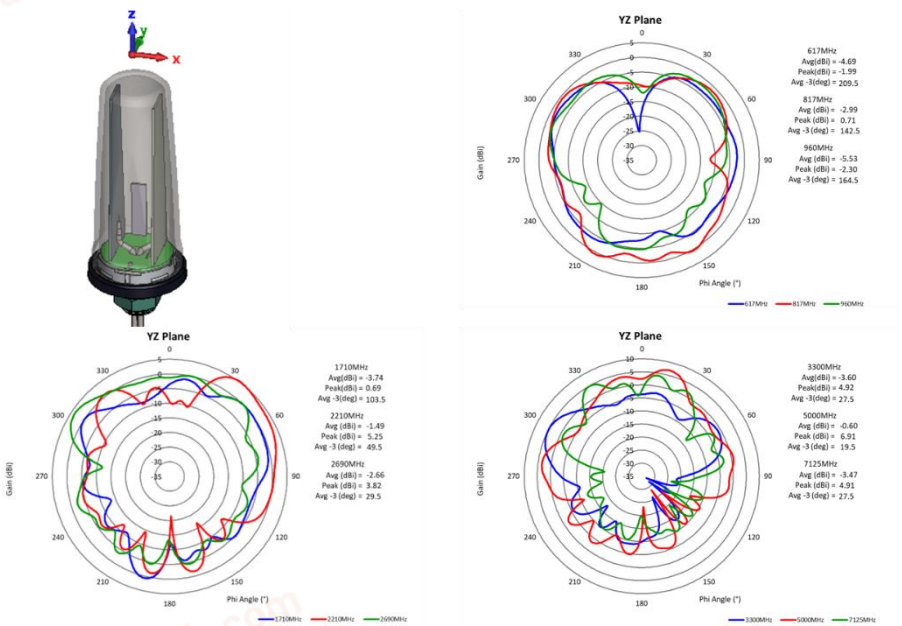

Antenna test with 1 ft RG316 cable & SMA connector

chanhvinh.com

Packaging

LPT600-71M2DMG0305

1. Antennas packed in a plastic bag.
2. Label on each plastic bag with part number, description, date code.
3. Out box:400X300X300mm, 30Pcs/Box;

For More Information:
Americas - antennas.us@pulseelectronics.com | Europe – antennas.eu@pulseelectronics.com | Asia – antennas.as@pulseelectronics.com | Questions? +1-800-ANTENNA
Performance warranty of products offered on this data sheet is limited to the parameters specified. Data is subject to change without notice. Other brand and product names mentioned herein may be trademarks or registered trademarks of their respective owners. © Copyright , 2020. Pulse Electronics, Inc. All rights reserved.
Company address: Pulse Electronics, a YAGEO Company, 15255 Innovation Drive, Suite #100, San Diego, CA 92128

'YAGEO Corporation and its affiliates do not recommend the use of commercial, automotive, and/or COTS grade products for high reliability applications or manned space flight.'