chanhvinh.com

RoHS COMPLIANT

Pulse Electronics
www.pulseelectronics.com

NOTES:

1. ROHS COMPLIANT
2. HEADER: THERMOSET PLASTIC MATERIAL WITH FLAMMABILITY RATING UL 94V-0 OR BETTER.
3. STORAGE TEMPERATURE: -20°C TO +125°C
4. COMPLIANCE TO J-STD:
   - A. J-STD-002: SOLDERABILITY AT 245°C REFLOW PROFILE
   - B. J-STD-020: LEVEL 1, NO MOISTURE SENSITIVE
   - C. J-STD-075: R7, 245°C MAXIMUM THROUGH REFLOW SOLDER
5. TO ORDER TAPE & REEL PACKAGING ADD A "T" SUFFIX TO THE PART NUMBER(i.e H1102NL BECOMES H1102NLT).

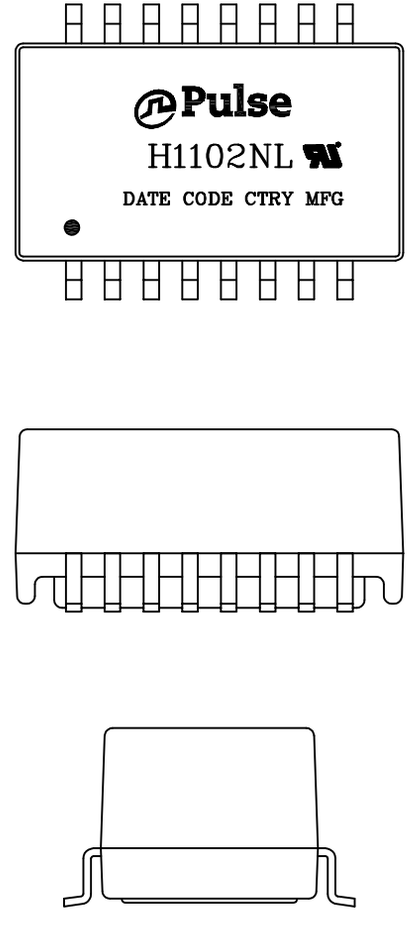

FINAL OUTLINE

© Copyright, 2015. Pulse Electronics Corp. All rights reserved. Pulse confidential & proprietary. (07/31/15)

PRODUCT DESCRIPTION	TLA DRAWING	PS DRAWING	SHEET	PART NO.	DATASHEET REV.
MDL,SIN,100D,1:1,SMT	H1102NL-24	PS-2005.001-F	1 OF 3	H1102NL	A

E-MAIL:PRODINFONETWORK@PULSEELECTRONICS.COM(US), ASIA@PULSEELECTRONICS.COM(Asia) PHONE: USA: 858 674 8100, GERMANY: 49 7032 78060, SINGAPORE: 65 6287 8998, SHANGHAI: 86 21 62787060, TAIWAN: 886 3 4356768

chanhvinh.com

RoHS COMPLIANT

Pulse Electronics
www.pulseelectronics.com

TRANSMIT

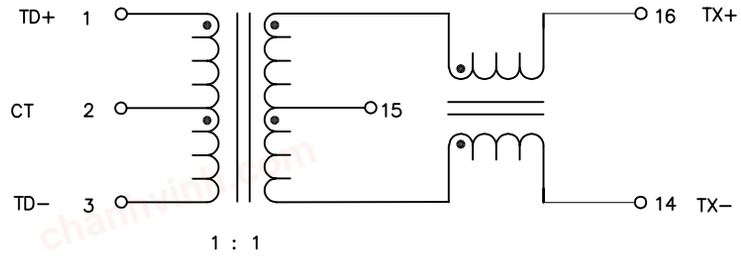

RECEIVE

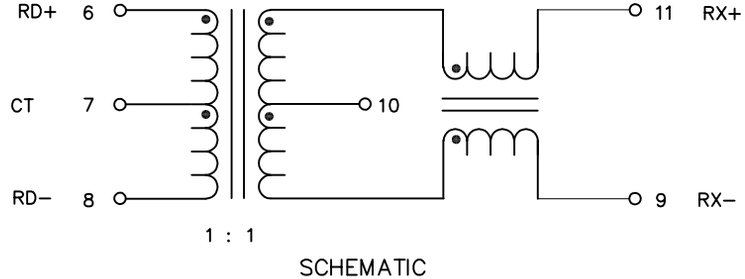

SCHEMATIC

ELECTRICAL CHARACTERISTICS AT +25°C UNLESS OTHER SPECIFIED
MEETS IEEE 802.3 SPECIFICATION

PARAMETER	SPECIFICATIONS			
OPERATING TEMP	0°C – 70 °C			
TURNS RATIO	1 : 1 ±2%			
POLARITY	PER SCHEMATIC			
INSERTION LOSS	100 KHz – 100 MHz			
	−1.1 dB MAX			
RETURN LOSS, 100OBT (Z OUT = 100 OHM ±15%)	.1–30 MHz	30–60 MHz	60–80 MHz	
	−16 dB MIN	$-10+20*LOG_{10}$ (f/60 MHz) dB MIN	−10 dB MIN	
INDUCTANCE (OCL) (MEDIA SIDE, 0°C–70°C)	350 uH MIN	(MEASURED AT 100 KHz, 100 mVRMS AND WITH 8 mA DC BIAS)		
CROSSTALK, ADJACENT CHANNELS	1 MHz	30 MHz	60 MHz	100 MHz
	−35 dB MIN	−35 dB MIN	−30 dB MIN	−30 dB MIN
DIFFERENTIAL TO COMMON MODE REJECTION	30 MHz	60 MHz	100 MHz	
	−42 dB MIN	−37 dB MIN	−30 dB MIN	
DC RESISTANCE, 1/2 WINDING	.65 OHMS MAX			
DC RESISTANCE IMBALANCE	±.065 OHMS MAX (CENTER TAP SYMMETRY)			
INPUT – OUTPUT ISOLATION	1500 VRMS MIN @ 60 SECONDS			

NOTE: f IS FREQUENCY IN MHz.

© Copyright, 2015. Pulse Electronics Corp. All rights reserved. Pulse confidential & proprietary. (07/31/15)

E–MAIL:PRODINFONETWORK@PULSEELECTRONICS.COM(US), ASIA@PULSEELECTRONICS.COM(Asia) PHONE: USA: 858 674 8100, GERMANY: 49 7032 78060, SINGAPORE: 65 6287 8998, SHANGHAI: 86 21 62787060, TAIWAN: 886 3 4356768

chanhvinh.com

RoHS COMPLIANT

Pulse Electronics
www.pulseelectronics.com

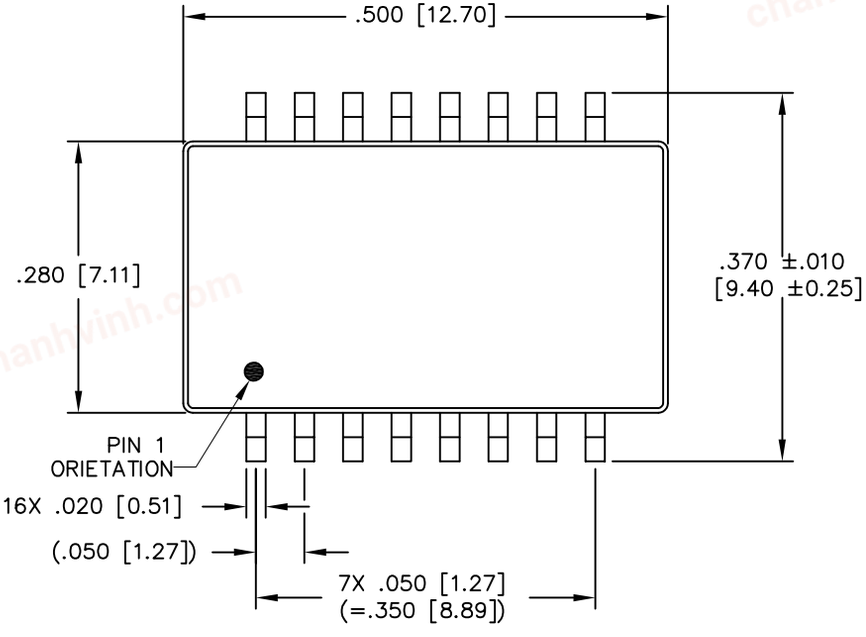

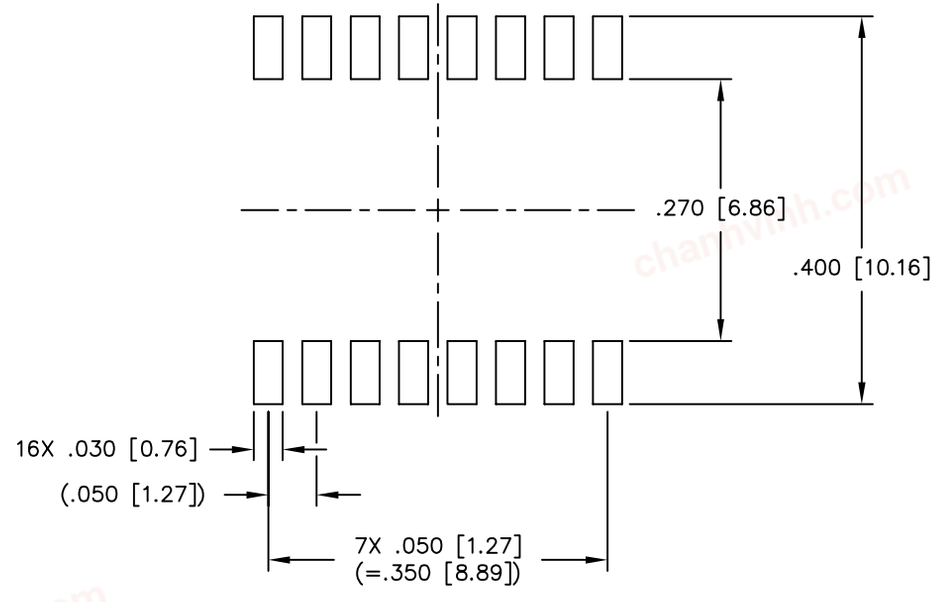

SUGGESTED LAND PATTERN

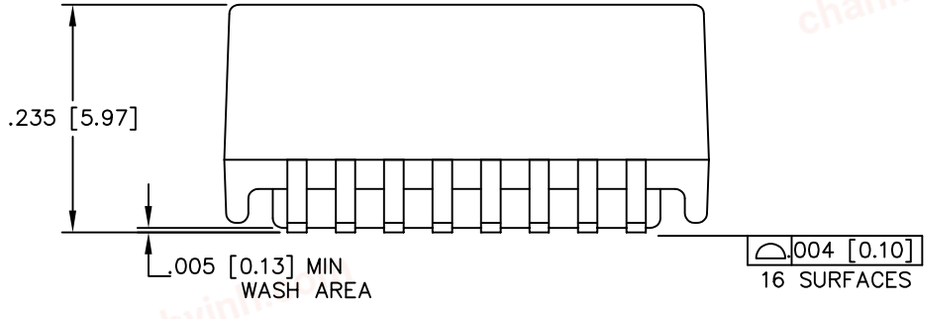

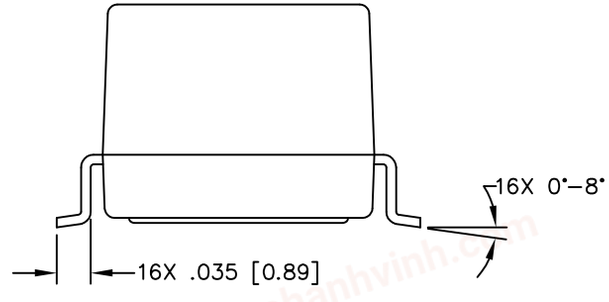

DIMENSIONS ARE IN INCHES [MILLIMETERS] WITH THE FOLLOWING
TOLERANCES: [MILLIMETERS] ARE FOR REFERENCE ONLY.
.XX= ±.01 [±0.25]
.XXX= ±.005 [±0.13]

© Copyright, 2015. Pulse Electronics Corp. All rights reserved. Pulse confidential & proprietary. (07/31/15)

PRODUCT DESCRIPTION	TLA DRAWING	PS DRAWING	SHEET	PART NO.	DATASHEET REV.
MDL,SIN,100D,1:1,SMT	H1102NL–24	PS–2005.001–F	3 OF 3	H1102NL	A

E–MAIL:PRODINFONETWORK@PULSEELECTRONICS.COM(US), ASIA@PULSEELECTRONICS.COM(Asia) PHONE: USA: 858 674 8100, GERMANY: 49 7032 78060, SINGAPORE: 65 6287 8998, SHANGHAI: 86 21 62787060, TAIWAN: 886 3 4356768