chanhvinh.com

YAGEO GROUP PULSE

BPSF00101045 Series Specification

1 Scope:
This specification applies to SMD Shielded Power Inductors

2 Part Numbering:

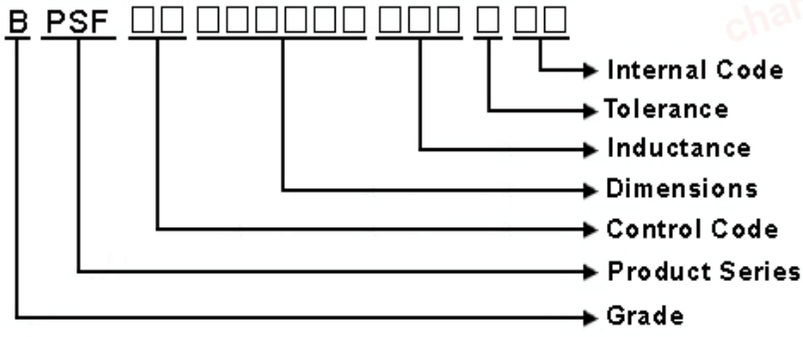

3 Rating:

Operating Temperature: - 40°C ~ + 125°C (Including self temp. rise)

Storage Temperature: - 40°C ~ + 125°C(For after the circuit board is mounted)

Storage Temperature: (on tape & reel): -20℃ to +40℃; 75% RH max.

4 Marking:



Ex Marking : 100

Marking color : Black

5 Standard Testing Condition

	Unless otherwise specified	In case of doubt
Temperature	Ordinary Temperature(15 to 35℃)	20 to 30℃
Humidity	Ordinary Humidity(25 to 85% RH)	50 to 80 %RH

chanhvinh.com

Power Inductor

BPSF Series

Overview

Power inductors are passive electronic components used in various circuits to store energy in a magnetic field when electrical current flows through them. They are critical in filtering, energy storage, and noise suppression in power electronic systems.
They are designed to handle higher currents and are optimized for minimal power loss and thermal efficiency.

Benefits

1. Ferrite SMD Shielded Type
2. Various package size and wide inductance range

Applications

1. AP Routers, STBs
2. LCD TVs and monitors
3. Game consoles
4. LED lights
5. DC/DC converters

Product Information

Series	L (mm)	W(mm)	T (mm)	Inductance (μH)
BPSF	6.0	6.0	2.8	1.2~1500
	7.0	7.0	2.8	
	7.0	7.0	3.0	
	7.0	7.0	3.2	
	7.0	7.0	4.5	
	7.0	7.0	5.5	
	10.1	10.1	4.5	
	10.1	10.1	5.8	
	12.5	12.5	5.5	
	12.5	12.5	6.5	
	12.5	12.5	7.5	



chanhvinh.com

YAGEO PULSE GROUP

BPSF00101045 Series Specification

6 Configuration and Dimensions and Unit Weight:

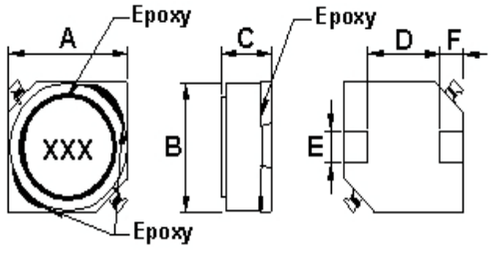

Dimensions in mm

TYPE	101045
A	10.1±0.3
B	10.1±0.3
C	4.5±0.3
D	6±0.2
E	3typ
F	2±0.2

Net Weight (grms)

SIZE CODE	Net Weight (grms)
101045	1.38(Typ.)

7 Electrical Characteristics:

Part No.	Inductance (uH)	Test Freq.	RDC (Ω)	Isat (A)	Irms (A)Max.	Tolerance (±%)	Marking
BPSF001010454R7T00	4.7	0.5V 1kHz	0.02±20%	4.5		30	4R7
BPSF00101045100□00	10	0.5V 1kHz	0.0364±20%	3	2.5	20	100
BPSF00101045150□00	15	0.5V 1kHz	0.0472±20%	2.4	2.2	20	150
BPSF00101045220□00	22	0.5V 1kHz	0.0591±20%	2.1	1.9	20	220
BPSF00101045330□00	33	0.5V 1kHz	0.0815±20%	1.6	1.7	20	330
BPSF00101045470□00	47	0.5V 1kHz	0.1±20%	1.4	1.5	20	470
BPSF00101045680□00	68	0.5V 1kHz	0.14±20%	1.2	1.3	20	680
BPSF00101045101□00	100	0.5V 1kHz	0.2±20%	1	1.1	20	101
BPSF00101045151□00	150	0.5V 1kHz	0.35±20%	0.79	0.81	20	151
BPSF00101045221□00	220	0.5V 1kHz	0.47±20%	0.65	0.7	20	221
BPSF00101045271□00	270	0.5V 1kHz	0.58±20%	0.58	0.6	20	271
BPSF00101045331□00	330	0.5V 1kHz	0.68±20%	0.54	0.58	20	331
BPSF00101045471□00	470	0.5V 1kHz	1.03±20%	0.47	0.47	20	471
BPSF00101045681□00	680	0.5V 1kHz	1.6±20%	0.38	0.38	20	681
BPSF00101045102□00	1000	0.5V 1kHz	2.8±20%	0.32	0.29	20	102
BPSF00101045152□00	1500	0.5V 1kHz	3.4±20%	0.22	0.26	20	152

NOTE: □-tolerance M=±20%

1.Operating temperature range - 4 0℃ ~ 1 2 5 ℃(Including self - temperature rise)

2.Isat for Inductance drop 10% from its value without current.

3.Irms for a 30℃ temperature rise from 25℃ ambient.

chanhvinh.com

YAGEO GROUP PULSE

BPSF00101045 Series Specification

8 BPSF00101045 Series

8.1 Construction:

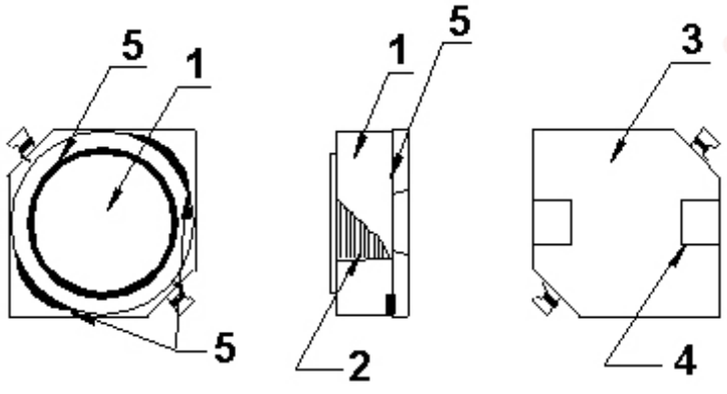

8.2 Material List:

No	Part	Material
1	CORE	FERRITE
2	WIRE	MAGNET WIRE
3	BASE	LCP
4	TERMINAL	
5	EPOXY	

chanhvinh.com

YAGEO GROUP PULSE

BPSF00101045 Series Specification

9 Reliability Of Ferrite Wire Wound Power Inductor

1-1.Mechanical Performance

No	Item	Specification	Test Method
1-1-1	Vibration	Appearance: No damage Inductance:within±10% of initial value	Test device shall be soldered on the substrate Oscillation Frequency: 10 to 55 to 10Hz for 1min Amplitude: 1.5mm Time: 2hrs for each axis (X, Y & Z), total 6hrs
1-1-2	Resistance to Soldering Heat	Appearance: No damage	Pre-heating: 150℃, 1min Solder Composition: Sn/Ag3.0/Cu0.5 Solder Temperature: 260±5℃ Immersion Time: 10±1sec
1-1-3	Solder ability	The electrodes shall be at least 95% covered with new solder coating	Pre-heating: 150℃, 1min Solder Composition: Sn/Ag3.0/Cu0.5 Solder Temperature: 245±5℃ Immersion Time: 4±1sec
1-1-4	Resistance to solvent	There must be no change in appearance or obliteration of marking.	Inductors must withstand 6 minutes of alcohol or water.

1-2.Environmental Performance

No	Item	Specification	Test Method
1-2-1	Temperature Shock	Appearance: No damage Inductance:within±10% of initial value	10 cycles (Air to Air) 1 cycles shall consist of: 30 minutes exposure to –55 ℃ 30 minutes exposure to 125 ℃ 15 seconds maximum transition between temperatures
1-2-2	Temperature Cycle		One cycle:

Step	Temperature (℃)	Time (min)
1	-40±3	30
2	25±2	3
3	125±3	30
4	25±2	3

Total: 100cycles
Measured after exposure in the room condition for 24hrs

1-2-3	Humidity Resistance	Temperature: 40±2℃ Relative Humidity: 90 ~ 95% Time: 1000hrs Measured after exposure in the room condition for 24hrs
1-2-4	Heat Life	Temperature: 85±3℃ Applied Current: Rated Current Time: 1000hrs Measured after exposure in the room condition for 24hrs
1-2-5	Cold Resistance	Temperature: -40±3℃ Time: 1000hrs Measured after exposure in the room condition for 24hrs

chanhvinh.com

BPSF00101045 Series Specification

Reflow Soldering Profile

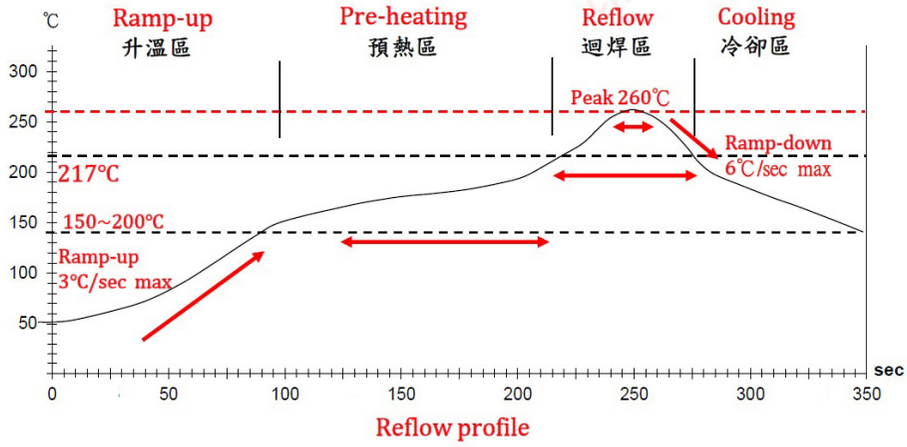

Reflow profile

Lead-Free(LF)標準溫度分析範圍 **Refer to J-STD-020C**

管制項目 Item.	升溫區 Ramp-up	預熱區 Pre-heating	迴焊區 Reflow	Peak Temp	冷卻區 Cooling
溫度範圍 Temp.scope	R.T ~ 150℃	150℃ ~ 200℃	217℃	260±5℃	Peak Temp.~150℃
標準時間 Time spec.	–	60 ~ 180 sec	60 ~ 150 sec	20 ~ 40 sec	–
實際時間 Time result	–	75 ~ 100 sec	90 ~ 120 sec	20 ~ 35 sec	–

chanhvinh.com

YAGEO PULSE GROUP

BPSF00101045 Series Specification

11 Packaging:

11.1 Packaging -Cover Tape

The force for tearing off cover tape is 10 to 130 grams in the arrow direction.

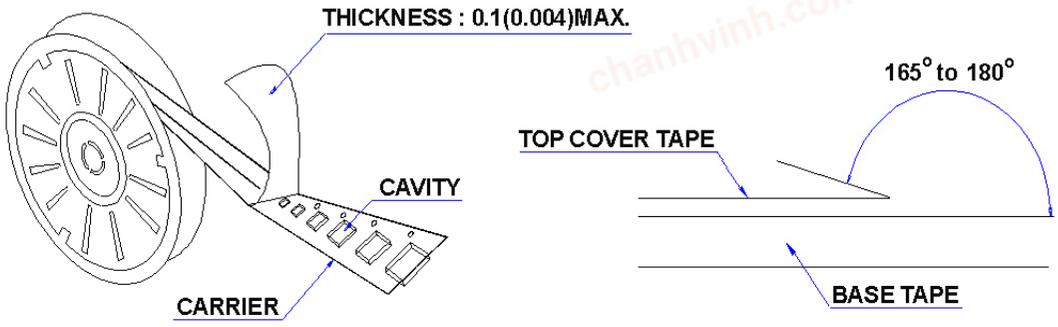

11.2 Packaging Quantity

TYPE	PCS/REEL
101045	500

11.3 Reel Dimensions

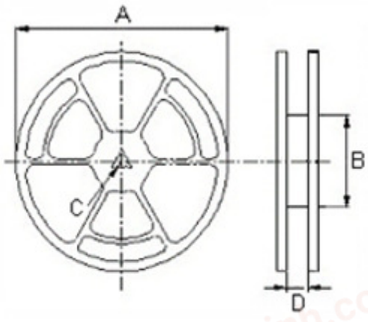

Dimensions in mm

TYPE	A	B	C	D
101045	330	100	13	24.4

chanhvinh.com

BPSF00101045 Series Specification

11 Packaging:

11.4 Tape Dimensions in mm

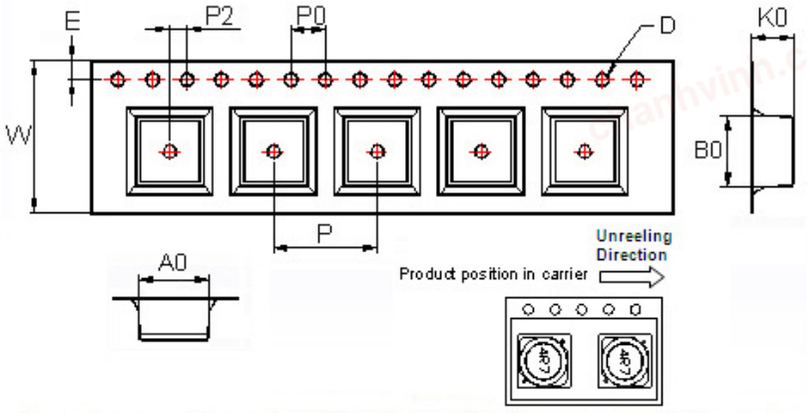

TYPE	A0	B0	K0	D	E	W	P	P0	P2
101045	10.6	10.6	5.0	1.55	1.75	24	16	4	2

12 Recommended Land Pattern:

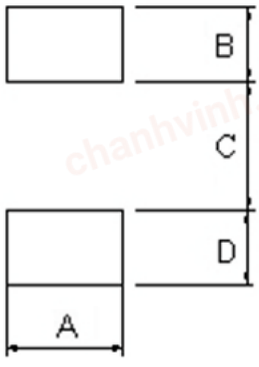

Dimensions in mm

TYPE	A	B	C	D
101045	3.2	2.5	5.6	2.5

13 Note:

1. Please make sure that your product has been evaluated and confirmed against your specifications when our product is mounted to your product.
2. Do not knock nor drop.
3. All the items and parameters in this product specification have been prescribed on the premise that our product is used for the purpose,under the condition and in the environment agreed upon between you and us. You are requested not to use our product deviating from such agreement.
4. Please keep the distance between transformer/coil and other components (refer to the standard IEC 950)
5. The moisture sensitivity level (MSL) of products is classified as level 1.

chanhvinh.com

BPSF00101045 Series Specification

14 Graph:

BPSF00101045152□00

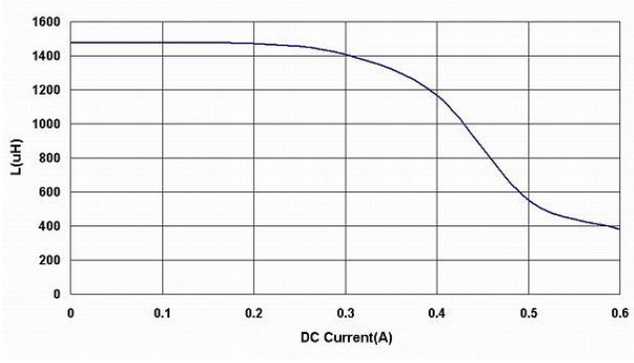

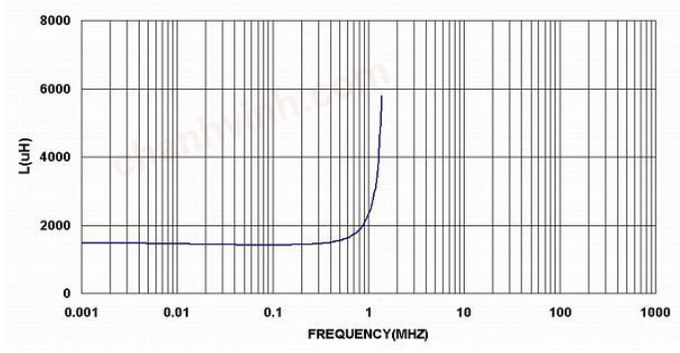

BPSF00101045100□00

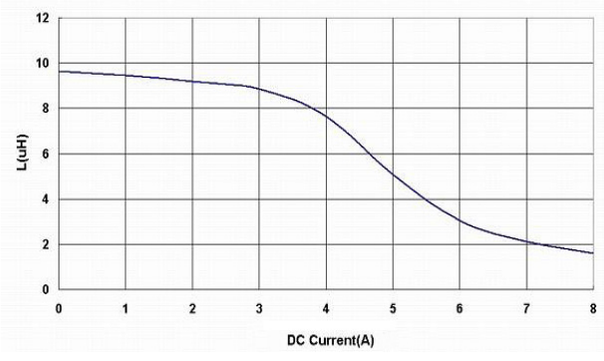

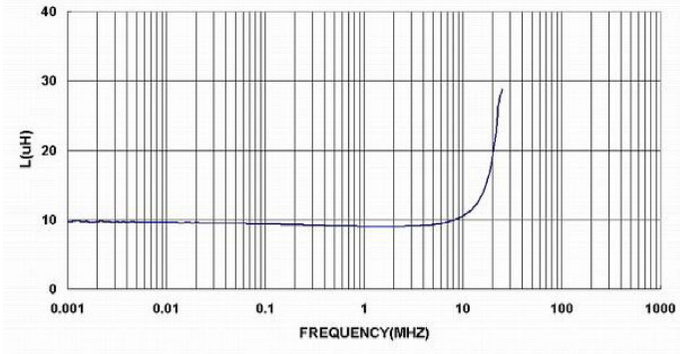

BPSF00101045150□00

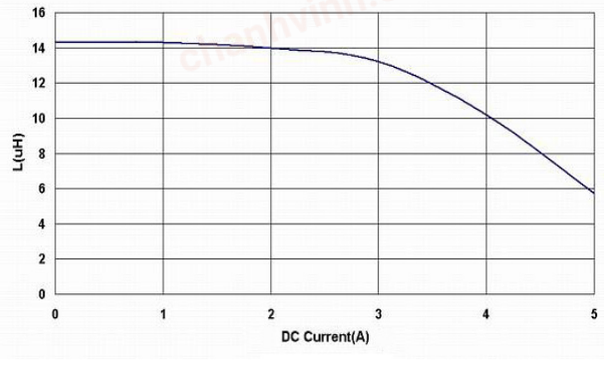

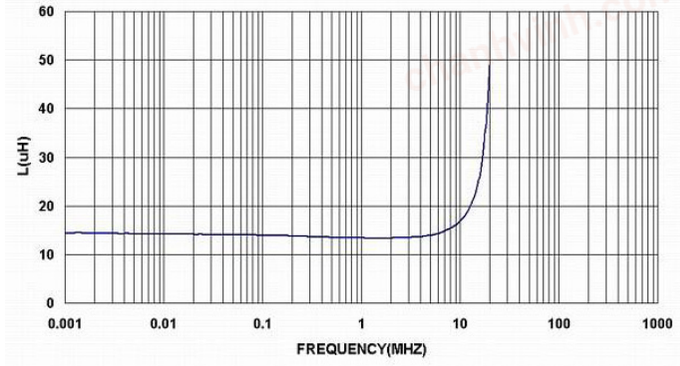

BPSF00101045220□00

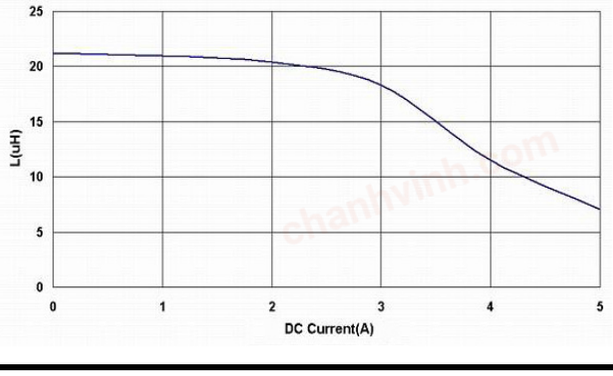

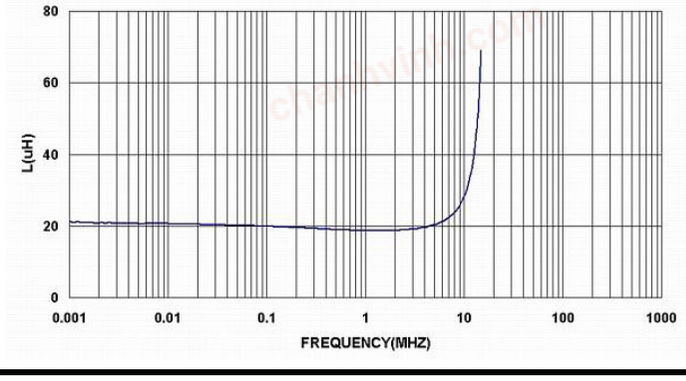

chanhvinh.com

BPSF00101045 Series Specification

14 Graph:

BPSF00101045330□00

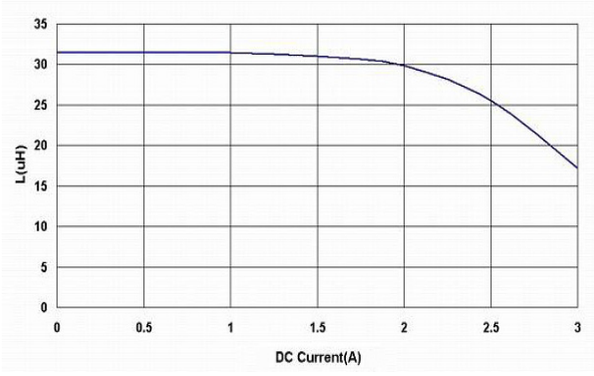

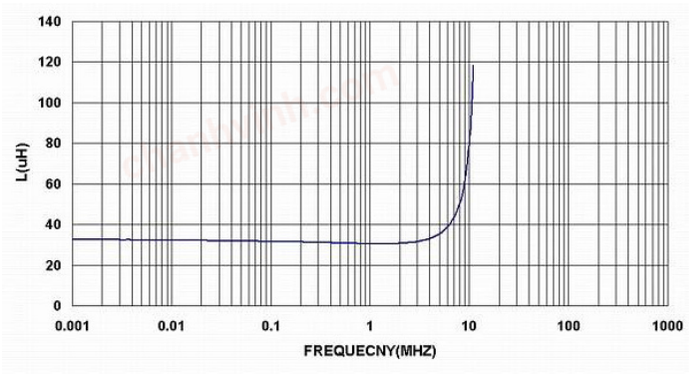

BPSF00101045470□00



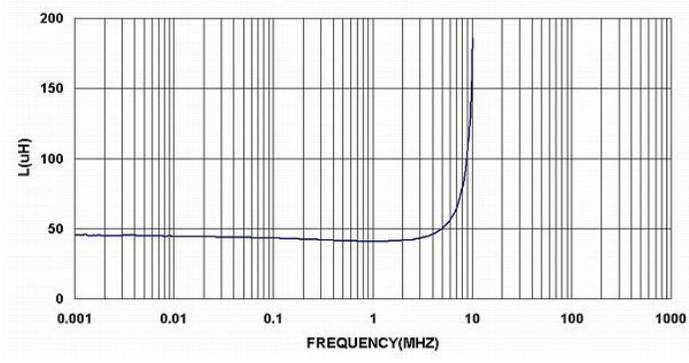

BPSF00101045680□00

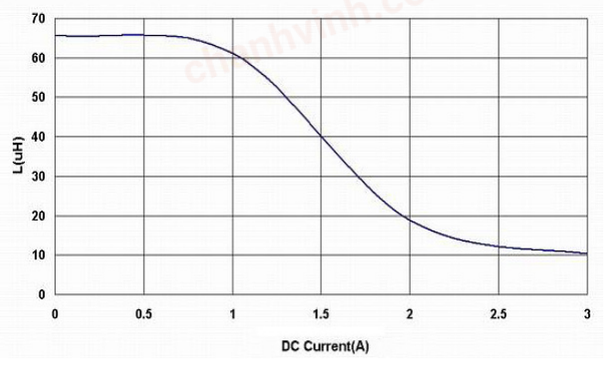

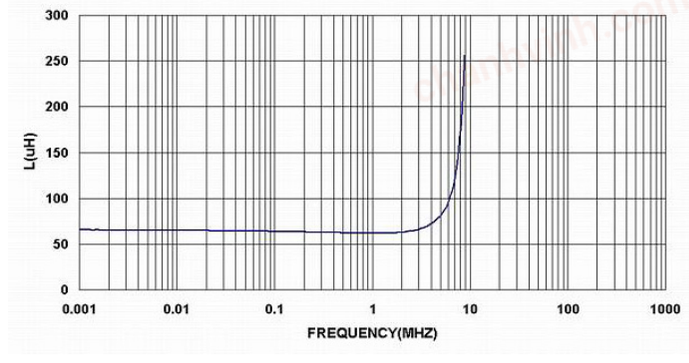

BPSF00101045101□00



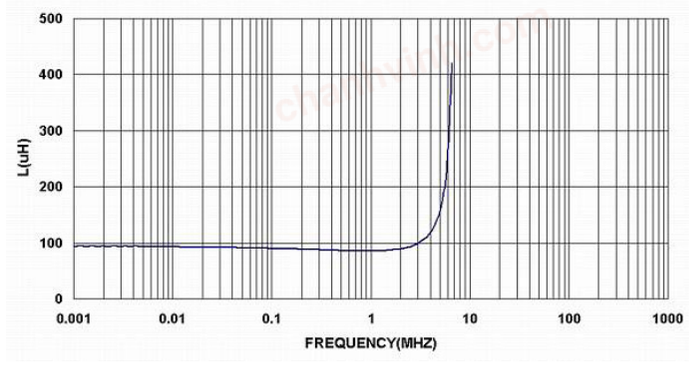

chanhvinh.com

YAGEO GROUP PULSE

BPSF00101045 Series Specification

14 Graph:

BPSF00101045151□00

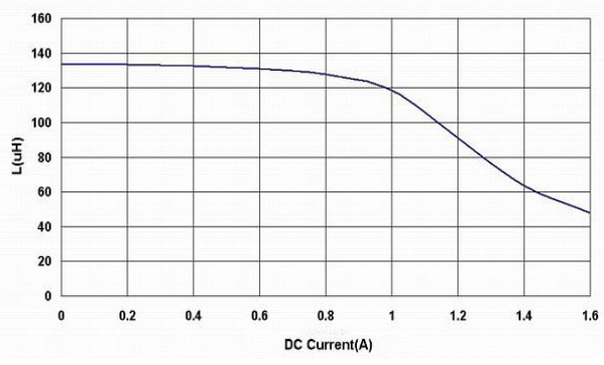

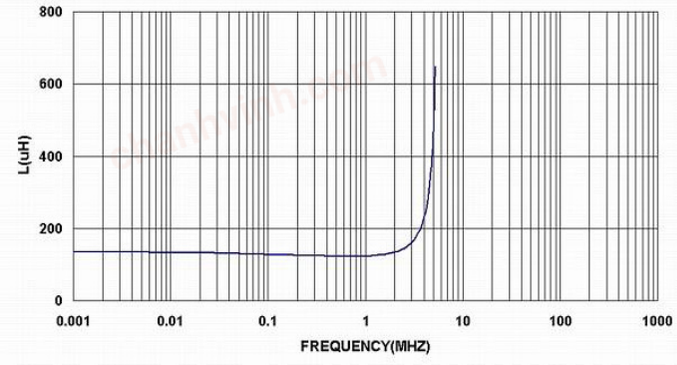

BPSF00101045221□00

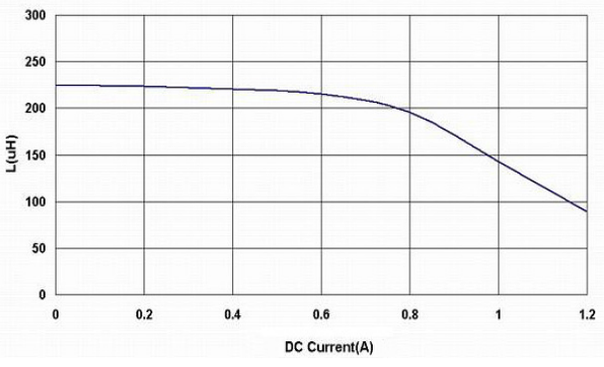

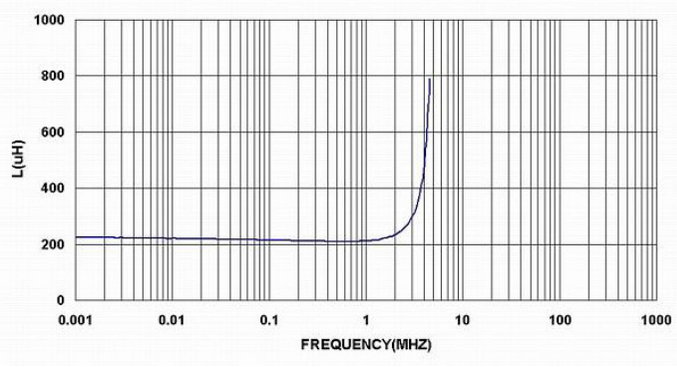

BPSF00101045271□00

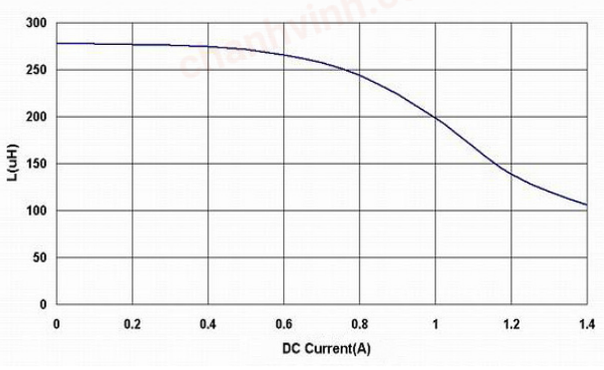

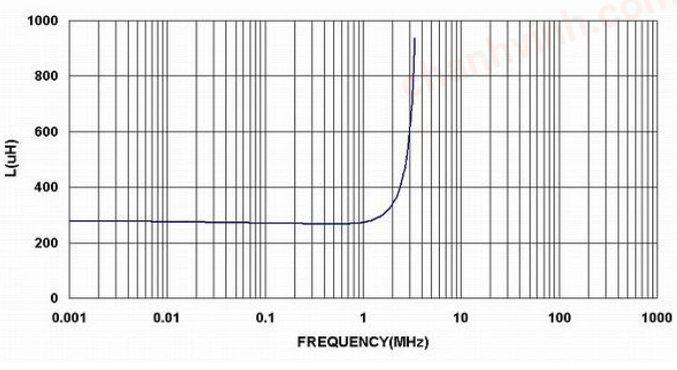

BPSF00101045331□00

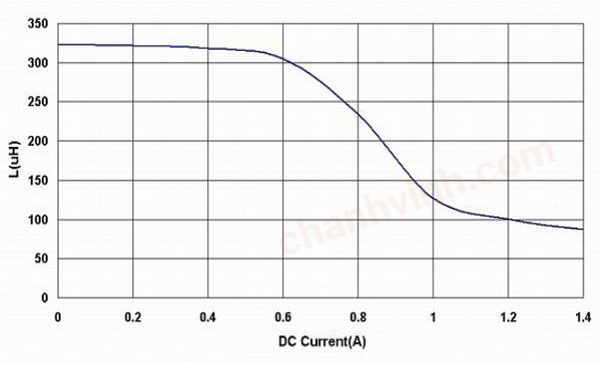

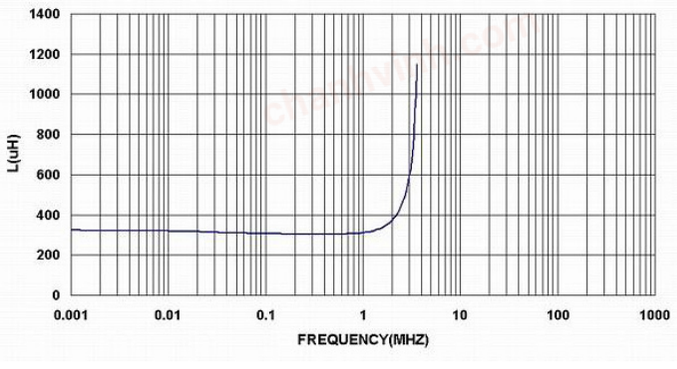

chanhvinh.com

BPSF00101045 Series Specification

14 Graph:

BPSF00101045471□00

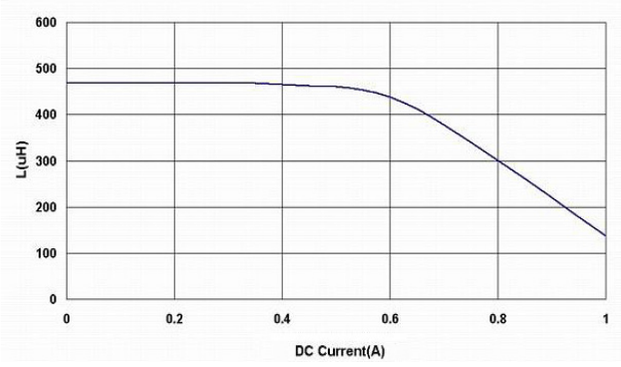

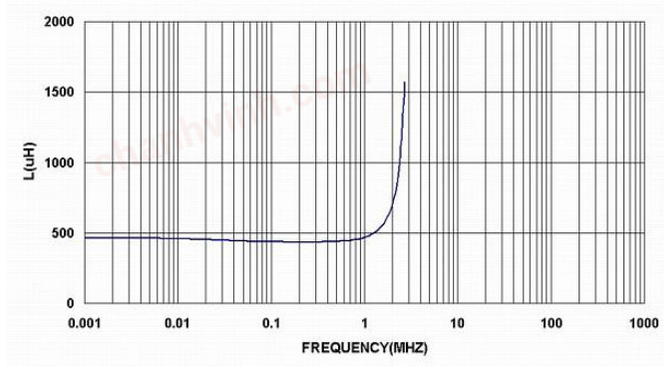

BPSF00101045681□00

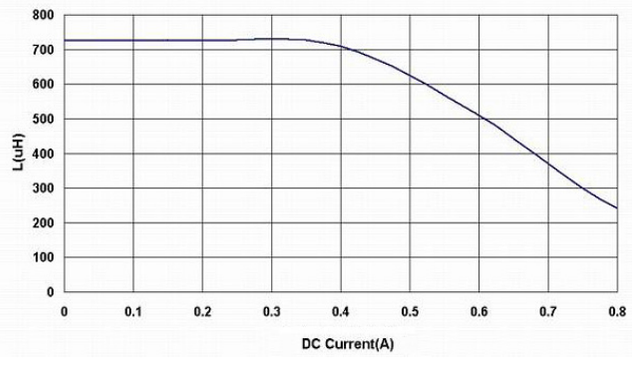

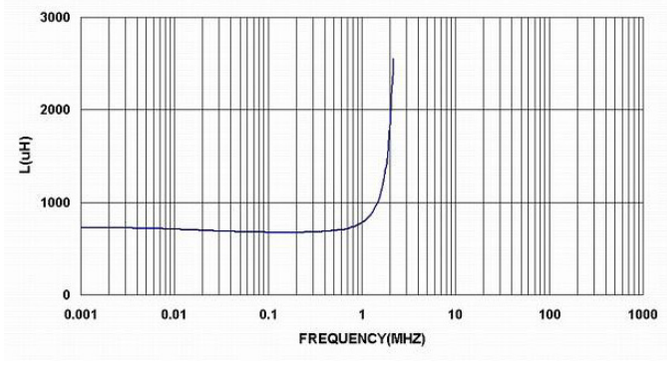

BPSF00101045102□00

