chanhvinh.com

EMI Ferrite Bead

BBPY Series

Overview

EMI ferrite beads are made of ferrite material, which can block high-frequency noise while allowing required signals to pass through, providing high impedance and noise attenuation to improve signal integrity/efficiency and reduce power loss.

Benefits

1. For Power Line
2. Compliance with EMI regulations.
3. Reduced power loss and improved system efficiency
4. Operating temperature range: -55 ~ +125°C
5. Improved signal integrity

Applications

1. Wearable device
2. Industrial
3. Communications
4. Consumer Electronics

Product Information

Series	Size Code (JIS/EIA)	Impedance (Ω)
BBPY	0603/0201 1005/0402 1608/0603 2012/0805 3216/1206 4532/1812	10 ~ 1500



chanhvinh.com

YAGEO PULSE GROUP

BBPY00160808 Series Specification

1 Scope:
This specification applies to MULTILAYER FERRITE CHIP BEADS

2 Part Numbering:

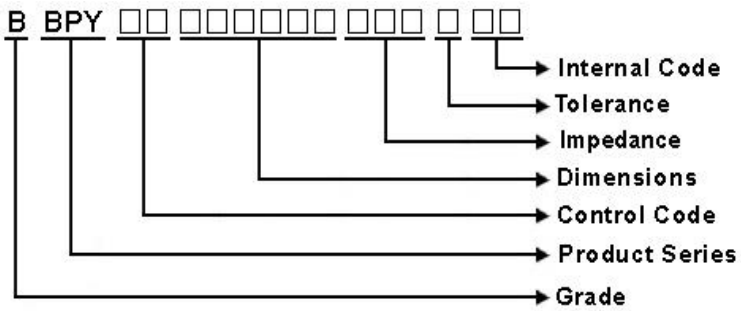

3 Rating:

Operating Temperature: - 55℃ ~ 125℃(Including self - temperature rise)

Storage Temperature: - 55℃ ~ 125℃(after PCB)
- 5℃~40℃,Humidity 40%~70%(before PCB)

4 Marking:

No Marking

5 Standard Testing Condition

	Unless otherwise specified	In case of doubt
Temperature	Ordinary Temperature(15 to 35℃)	20 to 30℃
Humidity	Ordinary Humidity(25 to 85% RH)	50 to 80 %RH

chanhvinh.com

BBPY00160808 Series Specification

6 Configuration and Dimensions:

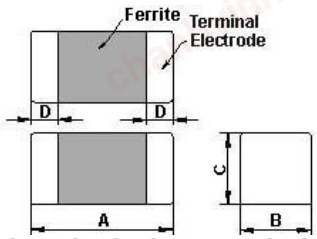

Dimensions in mm

TYPE	160808
A	1.6±0.15
B	0.8±0.15
C	0.8±0.15
D	0.3±0.20

Net Weight (grms)

Size Code	Net Weight (grms)
160808	0.00576

7 Electrical Characteristics:

Part No.	Impedance (Ω)	Test Freq.	RDC (Ω)Max.	Rated Current (mA)Max.
BBPY00160808100□00	10	100 MHz,200 mV	0.02	4000
BBPY00160808110□00	11	100 MHz,200 mV	0.02	4000
BBPY00160808190□00	19	100 MHz,200 mV	0.03	3000
BBPY00160808220□00	22	100 MHz,200 mV	0.03	3000
BBPY00160808250□00	25	100 MHz,200 mV	0.03	3000
BBPY00160808260□00	26	100 MHz,200 mV	0.03	3000
BBPY00160808300□00	30	100 MHz,200 mV	0.03	3000
BBPY00160808330□00	33	100 MHz,200 mV	0.035	3000
BBPY00160808400□00	40	100 MHz,200 mV	0.035	3000
BBPY00160808470□00	47	100 MHz,200 mV	0.04	3000
BBPY00160808500□00	50	100 MHz,200 mV	0.04	3000
BBPY00160808600□00	60	100 MHz,200 mV	0.04	3000
BBPY00160808680□00	68	100 MHz,200 mV	0.05	2500
BBPY00160808700□00	70	100 MHz,200 mV	0.05	2500
BBPY00160808750□00	75	100 MHz,200 mV	0.05	2500
BBPY00160808800□00	80	100 MHz,200 mV	0.05	2500
BBPY00160808101□00	100	100 MHz,200 mV	0.05	2500
BBPY00160808121□00	120	100 MHz,200 mV	0.08	2500
BBPY00160808151□00	150	100 MHz,200 mV	0.085	2000
BBPY00160808181□00	180	100 MHz,200 mV	0.09	2000
BBPY00160808201□00	200	100 MHz,200 mV	0.095	2000
BBPY00160808221□00	220	100 MHz,200 mV	0.1	2000
BBPY00160808241□00	240	100 MHz,200 mV	0.12	1500
BBPY00160808301□00	300	100 MHz,200 mV	0.12	1500
BBPY00160808331□00	330	100 MHz,200 mV	0.12	1500

NOTE: □-tolerance Y=±25% / T=±30%

1.Operating temperature range - 5 5℃ ~ 1 2 5℃(Including self - temperature rise)

2.Rate Current : Applied the current to coils, the temperature rise shall not be more than 30℃

3.As for BBPY type. Rated Current is derated as right figure depending on the operating temprature.

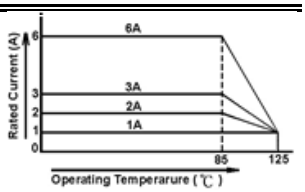

chanhvinh.com

BBPY00160808 Series Specification

Part No.	Impedance (Ω)	Test Freq.	RDC (Ω)Max.	Rated Current (mA)Max.
BBPY00160808471□00	470	100 MHz,200 mV	0.15	1500
BBPY00160808601□00	600	100 MHz,200 mV	0.2	1000
BBPY00160808102□00	1000	100 MHz,200 mV	0.25	800
BBPY00160808122□00	1200	100 MHz,200 mV	0.25	800
BBPY00160808152□00	1500	100 MHz,200 mV	0.4	500

chanhvinh.com

BBPY00160808 Series Specification

8 BBPY00160808 Series

8.1 Construction:

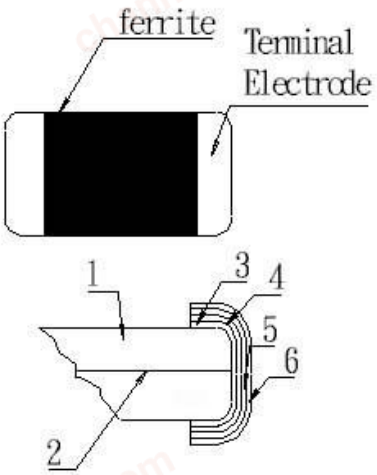

8.2 Material List:

No	Part	Material
1	Ferrite Substance	NiO-CuO-ZnO-Ferrite
2	Silver electrode	Ag
3	Silver electrode	Ag
4	Cu plating	Cu
5	Ni plating	Ni
6	Sn plating	Sn

chanhvinh.com

YAGEO GROUP PULSE

BBPY00160808 Series Specification

9 Reliability Of Ferrite Multilayer Chip Bead

1-1.Mechanical Performance

No	Item	Specification	Test Method
1-1-1	Flexure Strength	The forces applied on the right conditions must not damage the terminal electrode and the ferrite	Test device shall be soldered on the substrate Substrate Dimension: 100x40x1.6mm Deflection: 2.0mm Keeping Time: 30sec *For 100505, substrate dimension is 100x40x0.8mm 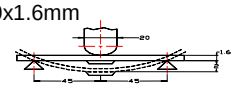
1-1-2	Vibration		Test device shall be soldered on the substrate Oscillation Frequency: 10 to 55 to 10Hz for 1min Amplitude: 1.5mm Time: 2hrs for each axis (X, Y & Z), total 6hrs
1-1-3	Resistance to Soldering Heat	Appearance: No damage More than 75% of the termina electrode should be covered with solder. Impedance : within ±30% of initial value	Pre-heating: 150℃, 1min Solder Composition: Sn/Ag3.0/Cu0.5(Pb-Free) Solder Temperature: 260±5℃ Immersion Time: 10±1sec
1-1-4	Solder ability	The electrodes shall be at least 95% covered with new solder coating	Pre-heating: 150℃, 1min Solder Composition: Sn/Ag3.0/Cu0.5(Pb-Free) Solder Temperature: 245±5℃(Pb-Free) Immersion Time: 4±1sec
1-1-5	Terminal Strength Test	No split termination 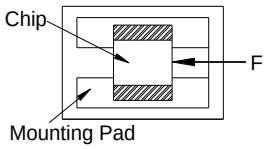	Test device shall be soldered on the substrate, then apply a force in the direction of the arrow. Force : 5N Keeping Time: 10±1sec

1-2.Environmental Performance

No	Item	Specification	Test Method
1-2-1	Temperature Cycle	Appearance: No damage Impedance: within±30% of initial value	One cycle: Step / Temperature (℃) / Time (min) 1 / -55±3 / 30 2 / 25±2 / 3 3 / 125±3 / 30 4 / 25±2 / 3 Total: 100cycles Measured after exposure in the room condition for 24hrs
1-2-2	Humidity Resistance		Temperature: 40±2℃ Relative Humidity: 90 ~ 95% / Time: 1000hrs Measured after exposure in the room condition for 24hrs
1-2-3	High Temperature Resistance		Temperature: 125±3℃ / Relative Humidity: 0% Applied Current: Rated Current /Time: 1000hrs Measured after exposure in the room condition for 24hrs
1-2-4	Low Temperature Resistance		Temperature: -55±3℃ Relative Humidity: 0% / Time: 1000hrs Measured after exposure in the room condition for 24hrs

chanhvinh.com

BBPY00160808 Series Specification

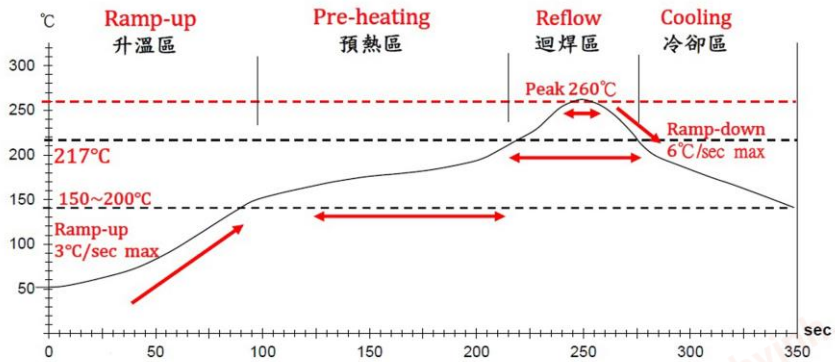

Reflow profile

Lead-Free(LF)標準溫度分析範圍 Refer to J-STD-020C

管制項目 Item.	升溫區 Ramp-up	預熱區 Pre-heating	迴焊區 Reflow	Peak Temp	冷卻區 Cooling
溫度範圍 Temp.scope	R.T ~ 150℃	150℃ ~ 200℃	Above 217℃	260±5℃	Peak Temp.~150℃
標準時間 Time spec.	-	60 ~ 180 sec	60 ~ 150 sec	20 ~ 40 sec	-
實際時間 Time result	-	75 ~ 100 sec	90 ~ 120 sec	20 ~ 35 sec	-

NOTE :

1. Re-flow possible times : within 2 times
2. Nitrogen adopted is recommended while in re-flow
3. Products can only be soldered with reflow

chanhvinh.com

BBPY00160808 Series Specification

10 Packaging:

10.1 Packaging -Cover Tape

The force for tearing off cover tape is 10 to 100 grams in the arrow direction.

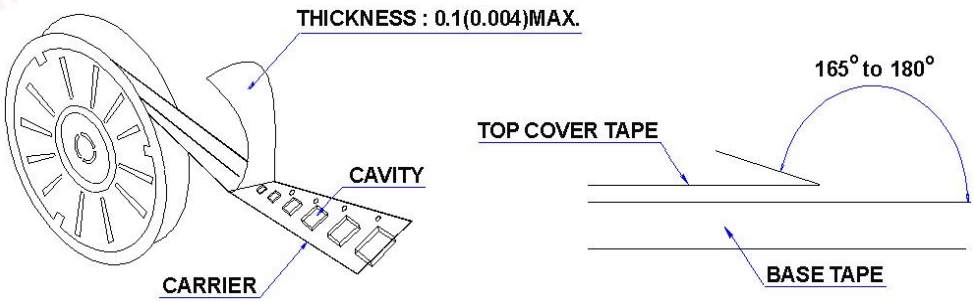

10.2 Packaging Quantity

TYPE	PCS/REEL
060303	15000
100505	10000
160808	4000
201209	4000

10.3 Reel Dimensions

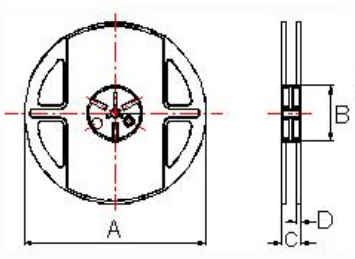

Dimensions in mm

TYPE	A	B	C	D
060303	178	60	12	1.5
100505	178	60	12	1.5
160808	178	60	12	1.5
201209	178	60	12	1.5

chanhvinh.com

BBPY00160808 Series Specification

10 Packaging:

10.4 Tape Dimensions in mm

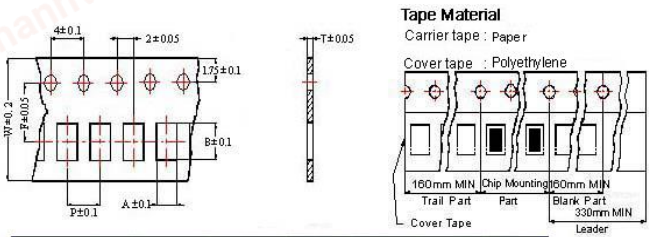

TYPE	A	B	T	W	P	F
060303	0.37	0.67	0.42	8	2	3.5
100505	0.62	1.12	0.60	8	2	3.5
160808	1.05	1.85	0.95	8	4	3.5
201209	1.50	2.30	0.97	8	4	3.5

11 Recommended Land Pattern:

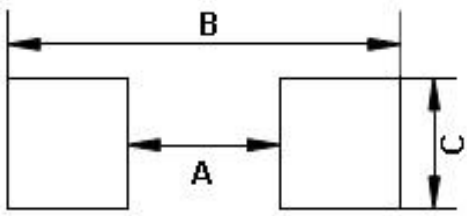

Dimensions in mm

TYPE	A	B	C
160808	0.7~0.8	1.8~2.0	0.6~0.8

12 Note:

1. Please make sure that your product has been evaluated and confirmed against your specifications when our product is mounted to your product.
2. Do not knock nor drop.
3. All the items and parameters in this product specification have been prescribed on the premise that our product is used for the purpose,under the condition and in the environment agreed upon between you and us. You are requested not to use our product deviating from such agreement.
4. Please keep the distance between transformer/coil and other components (refer to the standard IEC 950)
5. The moisture sensitivity level (MSL) of products is classified as level 1.

chanhvinh.com

YAGEO PULSE GROUP

BBPY00160808 Series Specification

13 Graph:

BBPY00160808100Y00

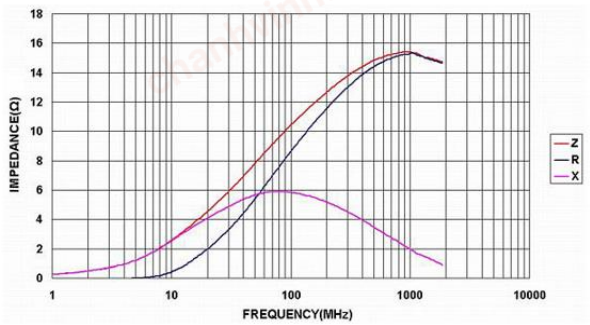

BBPY00160808110Y00

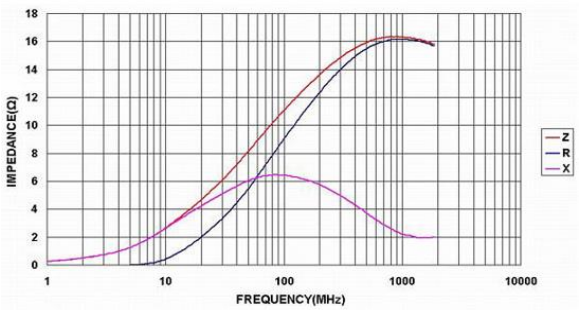

BBPY00160808190Y00

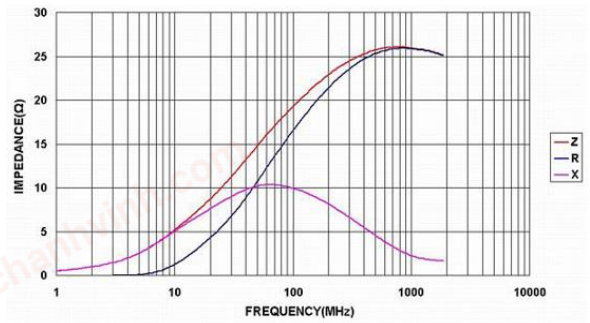

BBPY00160808220Y00

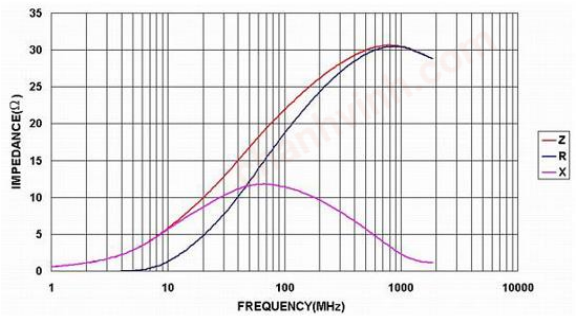

BBPY00160808250Y00

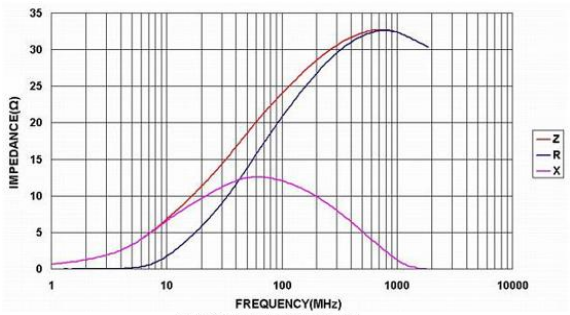

BBPY00160808260Y00

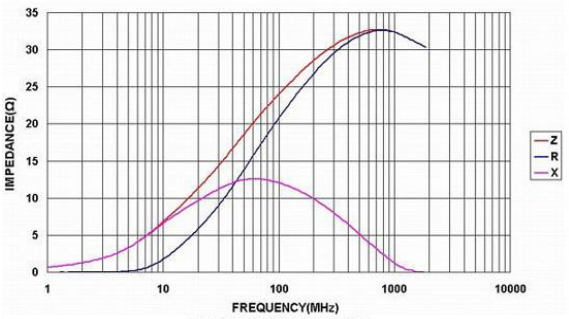

BBPY00160808300Y00

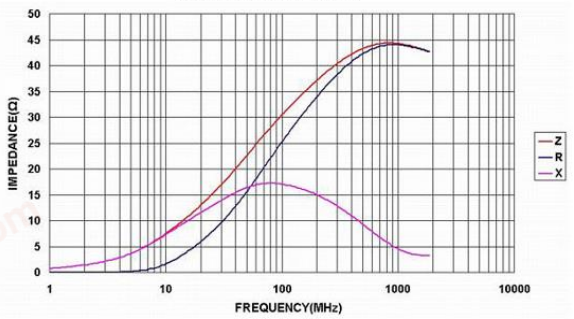

BBPY00160808330Y00

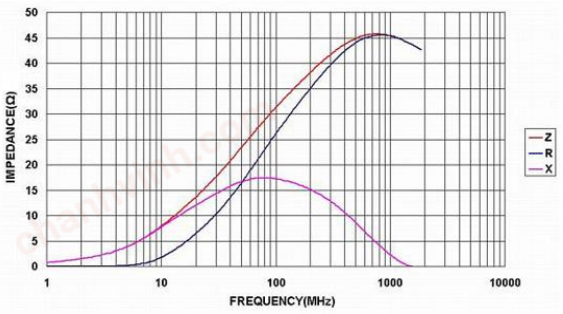

chanhvinh.com

BBPY00160808 Series Specification

13 Graph:

BBPY00160808400Y00

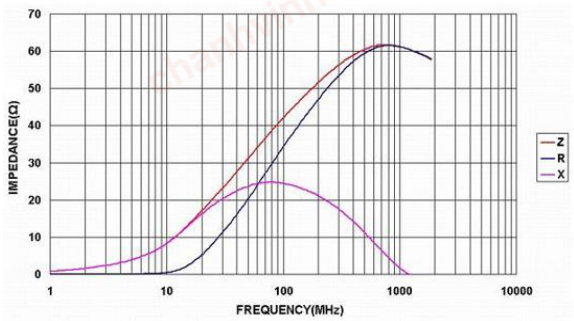

BBPY00160808470Y00

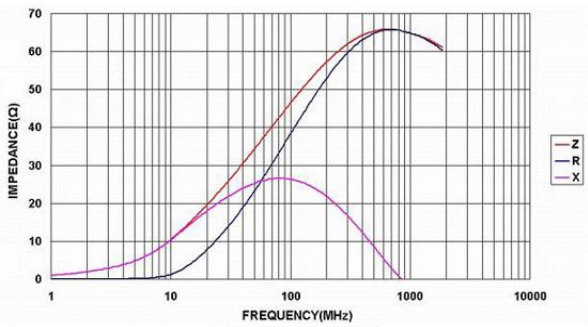

BBPY00160808500Y00

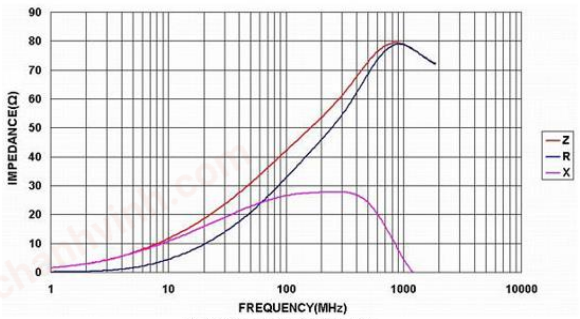

BBPY00160808600Y00

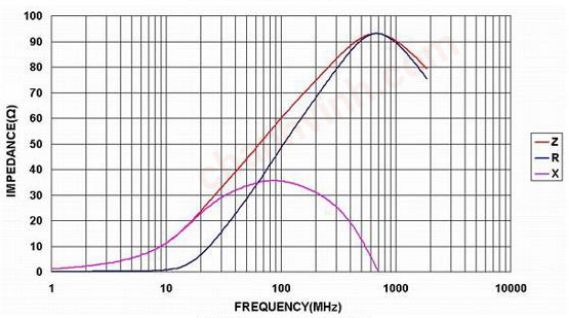

BBPY00160808680Y00

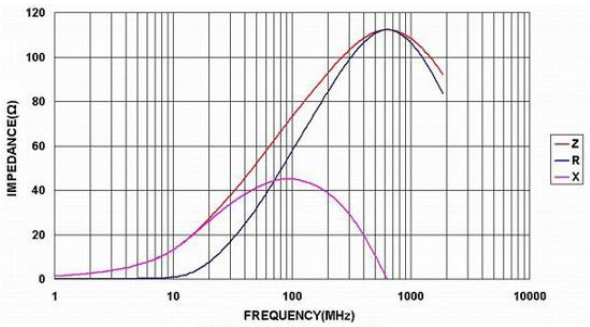

BBPY00160808700Y00

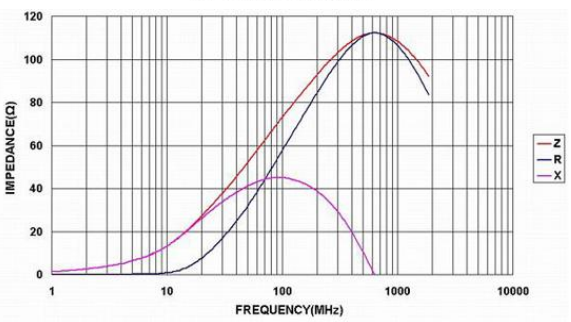

BBPY00160808750Y00

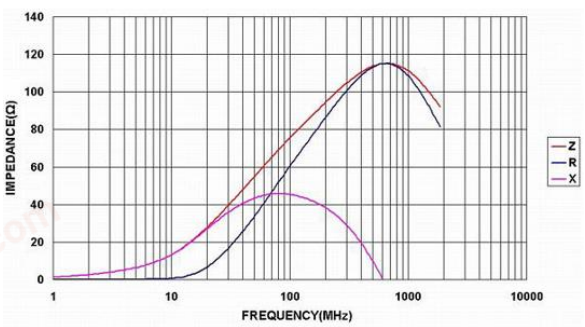

BBPY00160808800Y00

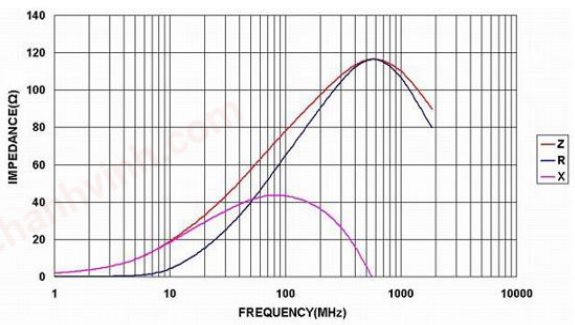

chanhvinh.com

YAGEO PULSE GROUP

BBPY00160808 Series Specification

13 Graph:

BBPY00160808101Y00

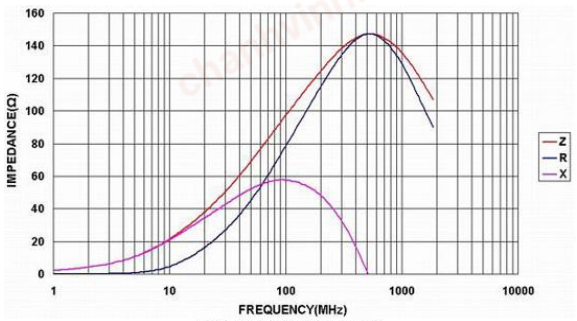

BBPY00160808121Y00

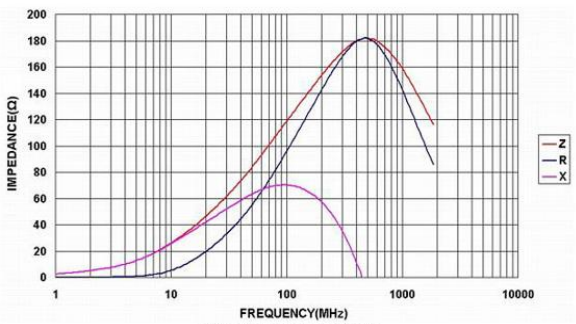

BBPY00160808151Y00

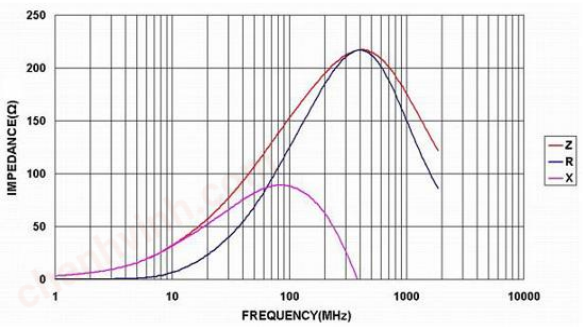

BBPY00160808181Y00

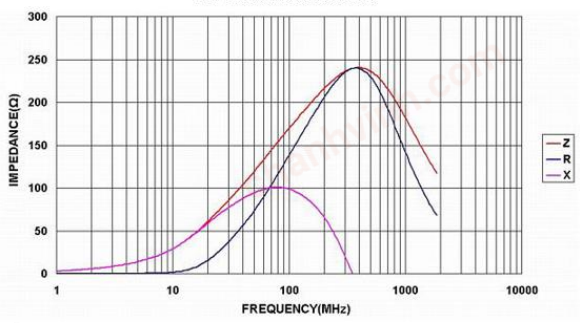

BBPY00160808201Y00

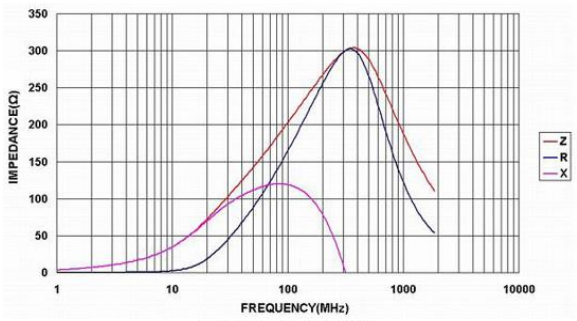

BBPY00160808221Y00

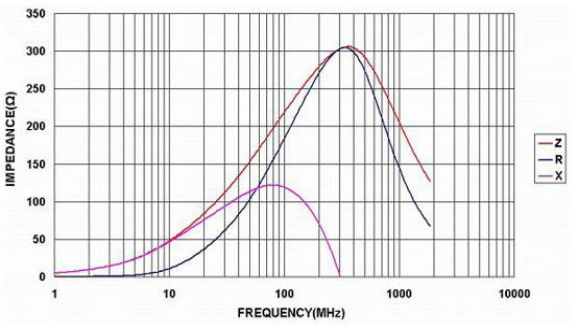

BBPY00160808241Y00

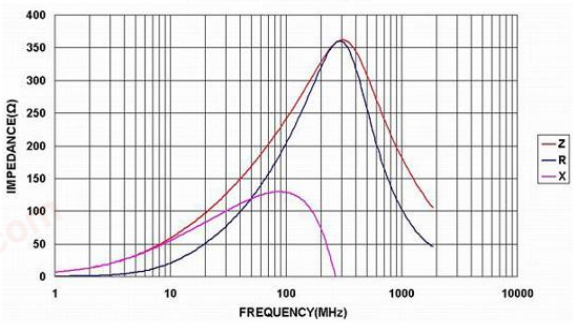

BBPY00160808301Y00

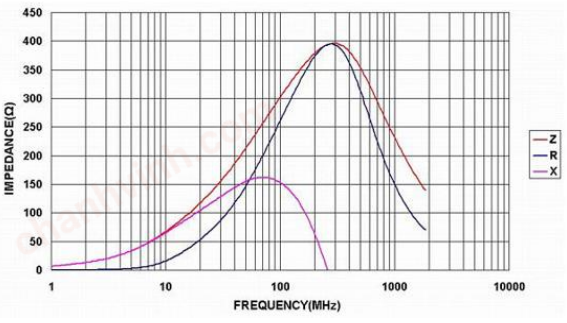

chanhvinh.com

BBPY00160808 Series Specification

13 Graph:

BBPY00160808331Y00

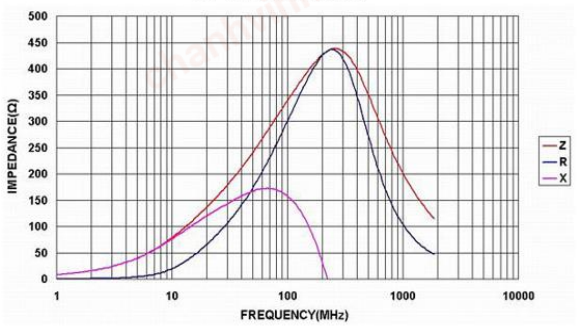

BBPY00160808471Y00

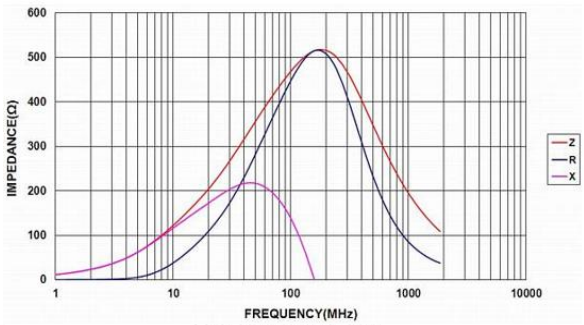

BBPY00160808601Y00

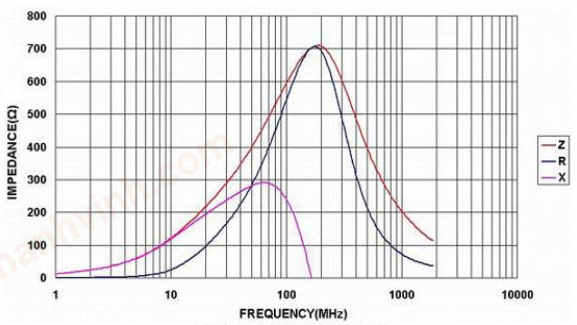

BBPY00160808102Y00

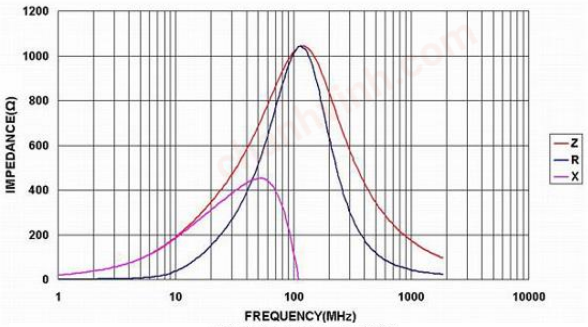

BBPY00160808122Y00

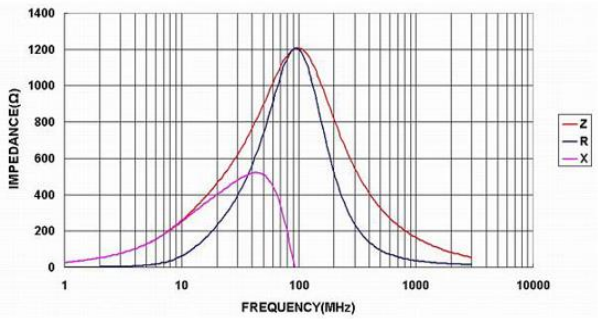

BBPY00160808152Y00

