chanhvinh.com

RF Inductor
Automotive Grade
AWCS Series

Overview

Wire-wound RF inductors are electronic components designed to store energy in a magnetic field when electrical current passes through them. They are constructed by winding a conductive wire (usually copper or gold-plated) around a core material such as air, ceramic, or ferrite.
This configuration allows them to provide high inductance values with minimal power loss, especially at high frequencies.

Benefits

1. High Q-Factor (Quality Factor)
2. Wide Frequency Range
3. Low Signal Loss
4. High Current Handling
5. Can maintain excellent thermal stability at different temperatures

Applications

1. Automotive Electronics: infotainment systems, ADAS, and car keyless entry systems.
2. Industrial and Medical Equipmen: RFID systems and medical imaging equipment.
3. Data Centers and Networking
4. Consumer Electronics

Product Information

Series	Size Code (JIS/EIA)	Inductance (nH)
AWCS	1005/0402 1608/0603 2012/0805 2520/1008 3025/1210	1 ~ 4700



chanhvinh.com

YAGEO GROUP PULSE

AWCS00120707 Series Specification

AEC-Q200

1 Scope:

This specification applies to Wire Wound Ceramic Chip Inductors

2 Part Numbering:

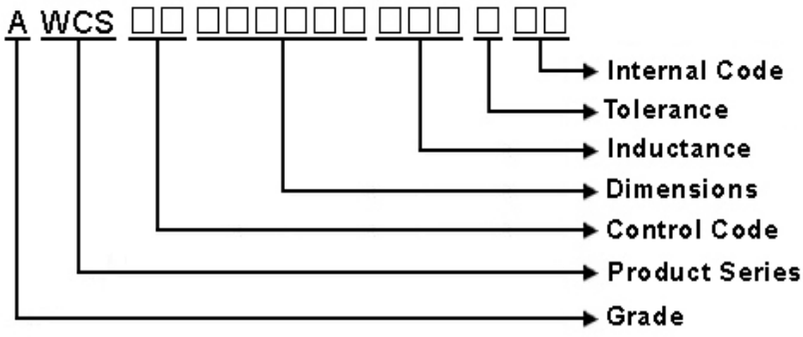

3 Rating:

Operating Temperature: - 55°C ~ 125°C(Including self - temperature rise)
(Including self - temperature rise)

Storage Temperature: - 40℃ ~ 125℃
(The storage temperature range is for after the assembly)

4 Marking:

No Marking

5 Standard Testing Condition

	Unless otherwise specified	In case of doubt
Temperature	Ordinary Temperature(15 to 35℃)	20 to 30℃
Humidity	Ordinary Humidity(25 to 85% RH)	50 to 80 %RH

chanhvinh.com

YAGEO PULSE GROUP

AWCS00120707 Series Specification

AEC-Q200

6 Configuration and Dimensions and Unit Weight:

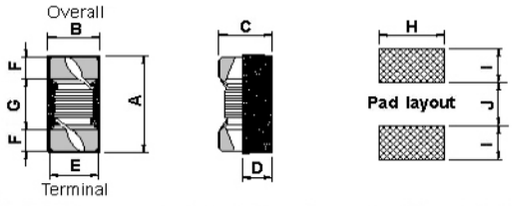

Dimensions in mm

TYPE	A	B	C	D	E	F	G	H	I	J
120707	1.09±0.1	0.54±0.1	0.56±0.1	0.25ref	0.51	0.23	0.56	0.66	0.36	0.46

Net Weight (grms)

SIZE CODE	Net Weight (grms)
120707	0.0008 (typ.)

7 Electrical Characteristics:

Part No.	Inductance (nH)	L/Q Test Freq. (MHz)	Q Min.	SRF (MHz)Min.	RDC (Ω)Max.	Irms (mA)Max.	Tolerance
AWCS001207071N0□00	1	250/250	16	12700	0.045	1360	K,J,B
AWCS001207071N2□00	1.2	250/250	10	10400	0.14	640	K,J,B
AWCS001207071N3□00	1.3	250/250	10	10400	0.14	640	K,B
AWCS001207071N9□00	1.9	250/250	16	11300	0.07	1040	K,J,B
AWCS001207072N0□00	2	250/250	16	11100	0.07	1040	K,J,B
AWCS001207072N2□00	2.2	250/250	19	10800	0.07	960	K,J,B
AWCS001207072N4□00	2.4	250/250	15	10500	0.068	790	K,J,B
AWCS001207072N5□00	2.5	250/250	13	10400	0.15	640	K,J,B
AWCS001207072N7□00	2.7	250/250	16	10400	0.12	640	K,J,B
AWCS001207073N3□00	3.3	250/250	19	7000	0.066	840	K,J,H
AWCS001207073N6□00	3.6	250/250	19	6800	0.066	840	K,J,H,G
AWCS001207073N9□00	3.9	250/250	19	6000	0.066	840	K,J,H,G
AWCS001207074N3□00	4.3	250/250	18	6000	0.091	700	K,J,H
AWCS001207074N7□00	4.7	250/250	15	4770	0.13	640	K,J,H
AWCS001207075N1□00	5.1	250/250	20	4800	0.083	800	K,J,H
AWCS001207075N6□00	5.6	250/250	20	4800	0.083	760	K,J,H
AWCS001207075N8□00	5.8	250/250	20	4800	0.083	760	K,J,H
AWCS001207076N2□00	6.2	250/250	20	4800	0.083	760	K,J,H
AWCS001207076N8□00	6.8	250/250	20	4800	0.083	680	K,J,H,G
AWCS001207077N3□00	7.3	250/250	20	4800	0.12	680	K,J,H
AWCS001207077N5□00	7.5	250/250	22	4800	0.1	680	K,J,H,G
AWCS001207078N2□00	8.2	250/250	22	4400	0.1	680	K,J,H
AWCS001207078N7□00	8.7	250/250	18	4100	0.2	480	K,J,H,G
AWCS001207079N0□00	9	250/250	22	4160	0.1	680	K,J,H
AWCS001207079N1□00	9.1	250/250	22	4160	0.1	680	K,J,H

NOTE: □-tolerance B=±0.1nH / G=±2% / H=±3% / J=±5% / K=±10%

1.Operating temperature range －55℃ ~ 125℃(Including self - temperature rise)

2.Irms for a 15℃ temperature rise from 25℃ ambient.

3.L/Q Test OSC @200mV.

chanhvinh.com

YAGEO GROUP PULSE

AWCS00120707 Series Specification

AEC-Q200

Part No.	Inductance (nH)	L/Q Test Freq. (MHz)	Q Min.	SRF (MHz)Min.	RDC (Ω)Max.	Irms (mA)Max.	Tolerance
AWCS001207079N5□00	9.5	250/250	18	4000	0.2	480	K,J,H,G
AWCS0012070710N□00	10	250/250	21	3900	0.2	480	K,J,H,G
AWCS0012070711N□00	11	250/250	24	3680	0.12	640	K,J,H,G
AWCS0012070712N□00	12	250/250	24	3600	0.12	640	K,J,H,G
AWCS0012070713N□00	13	250/250	24	3450	0.21	440	K,J,H,G
AWCS0012070715N□00	15	250/250	24	3280	0.17	560	K,J,H,G
AWCS0012070716N□00	16	250/250	24	3100	0.22	560	K,J,H,G
AWCS0012070718N□00	18	250/250	25	3100	0.23	420	K,J,H,G
AWCS0012070719N□00	19	250/250	24	3040	0.2	480	K,J,H,G
AWCS0012070720N□00	20	250/250	25	3000	0.25	420	K,J,H,G
AWCS0012070722N□00	22	250/250	25	2800	0.3	400	K,J,H,G
AWCS0012070723N□00	23	250/250	22	2720	0.3	400	K,J,H,G
AWCS0012070724N□00	24	250/250	25	2700	0.3	400	K,J,H,G
AWCS0012070727N□00	27	250/250	24	2480	0.3	400	K,J,H,G
AWCS0012070730N□00	30	250/250	25	2350	0.35	400	K,J,H,G
AWCS0012070733N□00	33	250/250	24	2350	0.4	400	K,J,H,G
AWCS0012070736N□00	36	250/250	24	2320	0.44	320	K,J,H,G
AWCS0012070739N□00	39	250/250	25	2100	0.55	200	K,J,H,G
AWCS0012070740N□00	40	250/250	24	2240	0.65	320	K,J,H,G
AWCS0012070743N□00	43	250/250	25	2030	0.81	100	K,J,H,G
AWCS0012070747N□00	47	250/250	20	2100	0.83	150	K,J,H,G
AWCS0012070751N□00	51	250/250	25	1750	0.82	100	K,J,H,G
AWCS0012070756N□00	56	250/250	22	1760	0.97	100	K,J,H,G
AWCS0012070768N□00	68	250/250	22	1620	1.12	100	K,J,H,G
AWCS0012070772N□00	72	250/250	20	1260	2	30	K,J,H,G
AWCS0012070782N□00	82	250/250	20	1260	1.55	50	K,J,H,G
AWCS00120707R10□00	100	250/250	20	1160	2	30	K,J,H,G
AWCS00120707R18□00	180	100/100	8	700	2.7	50	K,J,H,G
AWCS00120707R22□00	220	100/100	8	700	4	50	K,J,H,G

NOTE: □-tolerance B=±0.1nH / G=±2% / H=±3% / J=±5% / K=±10%

1.Operating temperature range －55℃ ~ 125℃(Including self - temperature rise)

2.Irms for a 15℃ temperature rise from 25℃ ambient.

3.L/Q Test OSC @200mV.

chanhvinh.com

YAGEO PULSE GROUP

AWCS00120707 Series Specification

AEC-Q200

8 AWCS00120707 Series

8.1 Construction:

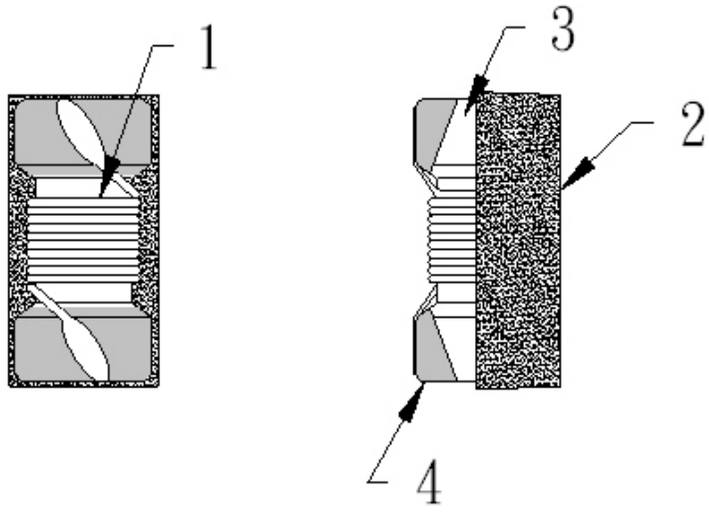

8.2 Material List:

NO	PART	MATERIAL
1	WIRE	Grade 180
2	EPOXY	UV GLUE
3	CORE	CERAMIC
4	TERMINAL	Ag/Ni/Sn

chanhvinh.com

YAGEO PULSE GROUP

AWCS00120707 Series Specification

AEC-Q200

9 Reliability Of Ceramic Wire Wound Chip Inductor/CERAMIC SERIES

1-1.Environmental Performance

NO	Item	Specification	Test Method
1-1-1	Board Flex	The forces applied on the righ conditions must not damage the terminal electrode and the ferrite.	Test device shall be soldered on the substrate Substrate Dimension: 100x40x1.6mm Deflection: 2.0mm Keeping Time: 60 sec 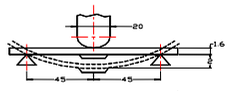
1-1-2	Terminal Strength	The chip must not damage the terminal electrode and the ferrite.	Refer to AEC-Q200-006 Test device shall be soldered on the substrate Force 0.5lbs for 60±1 seconds for 0201 series Force 1lbs for 60±1 seconds for 0402 series Force 2lbs for 60±1 seconds for 0603 series Force 1.8Kg for 60±1 seconds for the other series.
1-1-3	Solderability	The electrodes shall be at least 95% covered with new solder coating.	Pre-heating: 150℃, 1min Solder Composition: Sn/3.0Ag/0.5Cu Solder Temperature: 245±5℃ Immersion Time: 4±1sec
1-1-4	Resistance to Soldering Heat	Appearance:No damage Inductance change shall be within ±10%. Q change:within±30% of initial value	Pre-heating: 150℃, 1min Solder Composition: Sn/Ag3.0/Cu0.5 Solder Temperature: 260±5℃ Immersion Time: 10±1sec
1-1-5	Resistance to Solvents	There must be no change in appearance or obliteration of marking.	Inductors must withstand 6 minutes of alcohol or water.
1-1-6	Mechanical Shock	The forces applied on the righ conditions must not damage the terminal electrode and the ferrite.	Pulse shape：Half-sine waveform Impact acceleration：100 g Pulse duration：6 ms Number of shocks：18 shocks (3 shocks for each face) Orientation：Bottom, top, left, right, front and rear faces
1-1-7	Vibration	Appearance:No damage Inductance change shall be within ±10%. Q change:within±30% of initial value	Vibration waveform: Sine waveform Vibration frequency: 10Hz~2000Hz Vibration acceleration: 5g Sweep rate: 0.764386otcave/minute Duration of test: 12 cycles each of 3 orientations 20 minutes for each cycle Vibration axes: X, Y & Z

1-2.Mechanical Performance

No	Item	Specification	Test Method
1-2-1	High Temperature Exposure (Storage)	Appearance:No damage (for microscope of CASTOR MZ-4 20X)Inductance change shall be within ±10%. Q change:within±30% of initial value	Temperature: 125±3℃ Time: 1000hrs Measured after exposure in the room condition for 24hrs
1-2-2	Low Temperature Exposure (Storage)		Temperature: -55±3℃ Time: 1000hrs Measured after exposure in the room condition for 24hrs
1-2-3	Biased Humidity		Temperature: 85±2℃ Relative Humidity: 85% Time: 1000hrs Measured after exposure in the room condition for 24hrs
1-2-4	Temperature Cycling		Total cycles: 1000 cycles Temperature Cycling Test Conditions : -55 to +125 ℃ Soak Mode Condition : 30 minutes Measured after exposure in the room condition for 24hrs
1-2-5	Operational Life	Appearance:No damage Inductance change shall be within ±10%.	Temperature: 125±2℃ Appliend Current : Rated Current Time: 1000± 24 hrs Measured after exposure in the room condition for 24hrs

chanhvinh.com

YAGEO PULSE GROUP

AWCS00120707 Series Specification

AEC-Q200

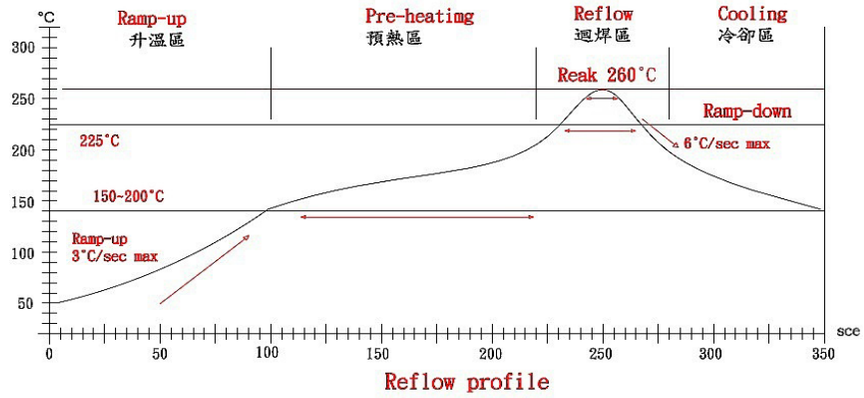

Reflow profile

Lead-Free(LF)標準溫度分析範圍 Refer to J-STD-020C

管制項目 Item.	升溫區 Ramp-up	預熱區 Pre-heating	迴焊區 Reflow	Peak Temp	冷卻區 Cooling
溫度範圍 Temp.scope	R.T ~ 150℃	150℃ ~ 200℃	Above 217°C	260±5℃	Peak Temp.~150℃
標準時間 Time spec.	-	60 ~ 180 sec	60 ~ 150 sec	20 ~ 40 sec	-
實際時間 Time result	-	75 ~ 100 sec	90 ~ 120 sec	20 ~ 35 sec	-

NOTE:

1.Re-flow possible times : within 3 times
2.Nitrogen adopted is recommendes while in re-flow
3.Products can only be soldered with reflow

chanhvinh.com

YAGEO GROUP PULSE

AWCS00120707 Series Specification

AEC-Q200

10 Packaging:

10.1 Packaging -Cover Tape

The force for tearing off cover tape is 10 to 100 grams in the arrow direction.

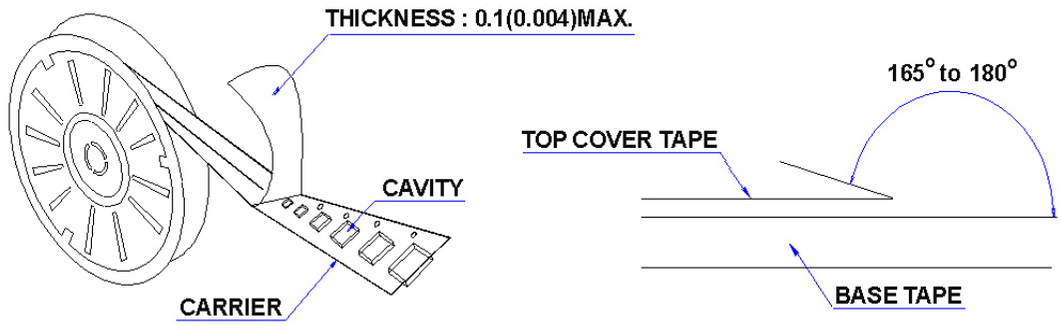

10.2 Packaging Quantity

TYPE	PCS/REEL
120707	4000

10.3 Reel Dimensions

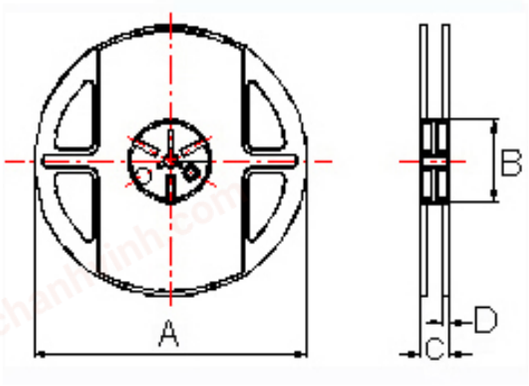

Dimensions in mm

TYPE	A	B	C	D
120707	178±1	60±0.5	12±0.5	1.5±0.5

chanhvinh.com

YAGEO PULSE GROUP

AWCS00120707 Series Specification

AEC-Q200

10 Packaging:

10.4 Tape Dimensions in mm

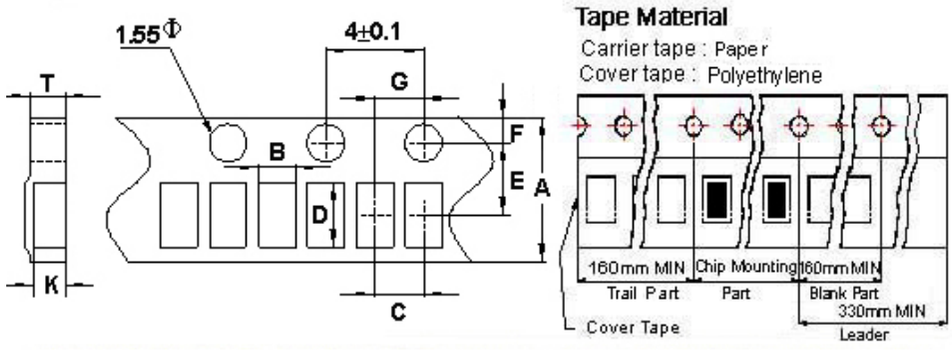

TYPE	A	B	C	D	E	F	G	T	K
120707	8.0	0.67	2	1.20	3.5	1.75	2	0.75	0.59

11 Recommended Land Pattern:

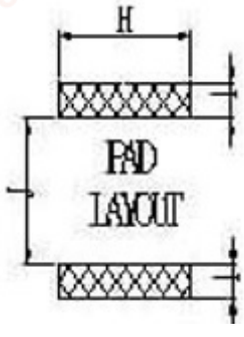

Dimensions in mm

TYPE	H(In/mm)	I(In/mm)	J(In/mm)
120707	0.026/0.66	0.014/0.36	0.018/0.46

12 Note:

1. Please make sure that your product has been evaluated and confirmed against your specifications when our product is mounted to your product.
2. Do not knock nor drop.
3. All the items and parameters in this product specification have been prescribed on the premise that our product is used for the purpose,under the condition and in the environment agreed upon between you and us. You are requested not to use our product deviating from such agreement.
4. The storage period is less than 12 months. Be sure to follow the storage conditions (Temperature: 5 to 40°C, Humidity: 10 to 75% RHor less).
   If the storage period elapses, the soldering of the terminal electrodes may deteriorate.
5. Do not use or store in locations where there are conditions such as gas corrosion (salt, acid, alkali, etc.).
6. The moisture sensitivity level (MSL) of products is classified as level 1.

chanhvinh.com

YAGEO GROUP PULSE

AWCS00120707 Series Specification

AEC-Q200

13 Graph:

AWCS001207071N0□00

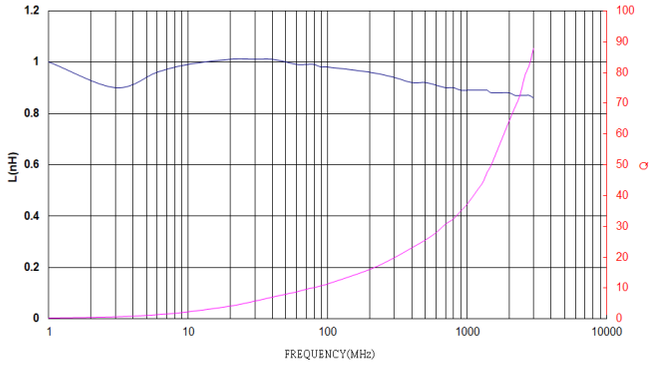

AWCS001207071N2□00

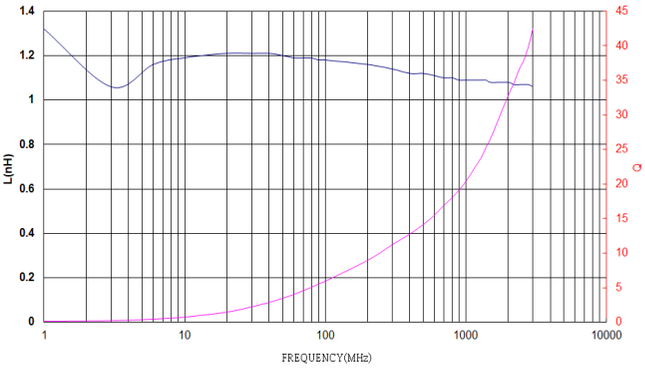

AWCS001207071N3□00

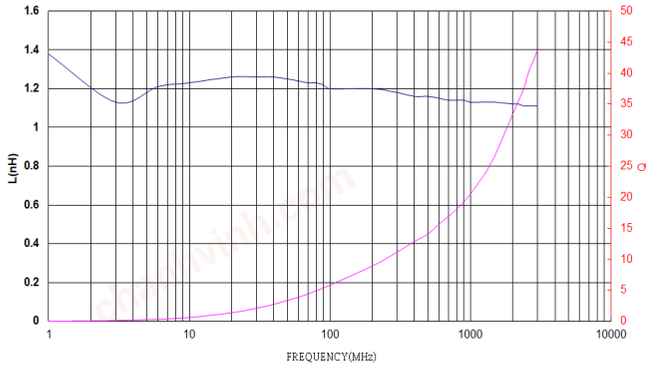

AWCS001207071N9□00

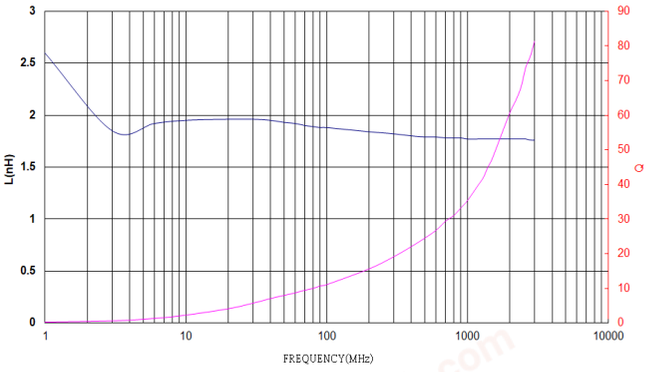

AWCS001207072N0□00

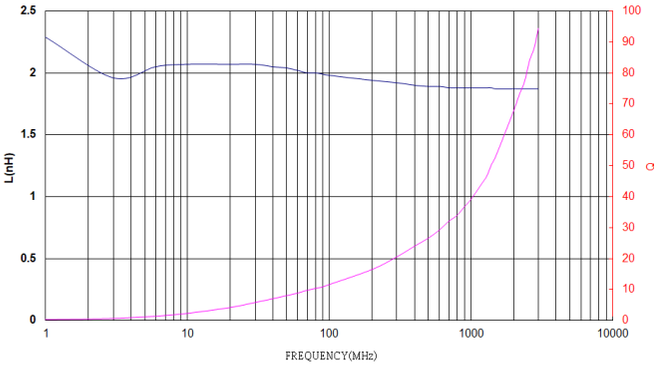

AWCS001207072N2□00

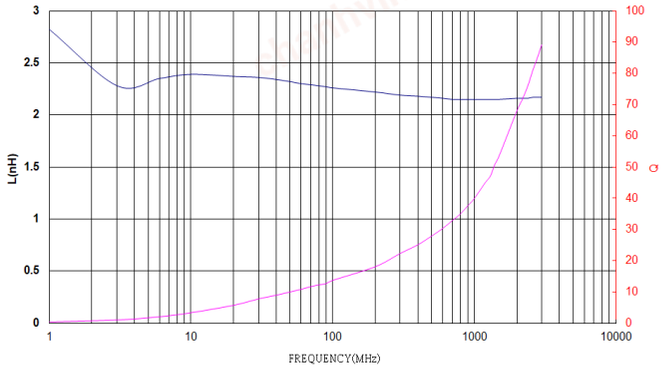

AWCS001207072N4□00

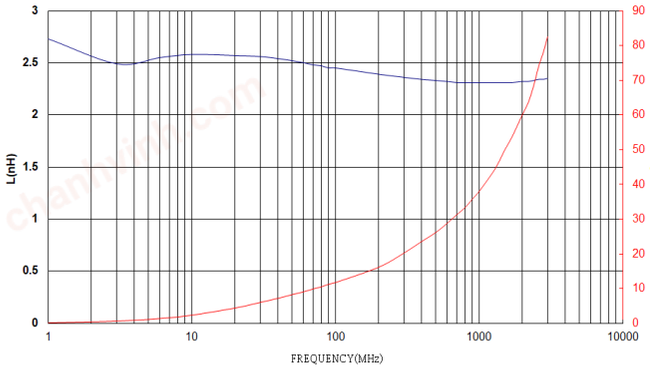

AWCS001207072N5□00

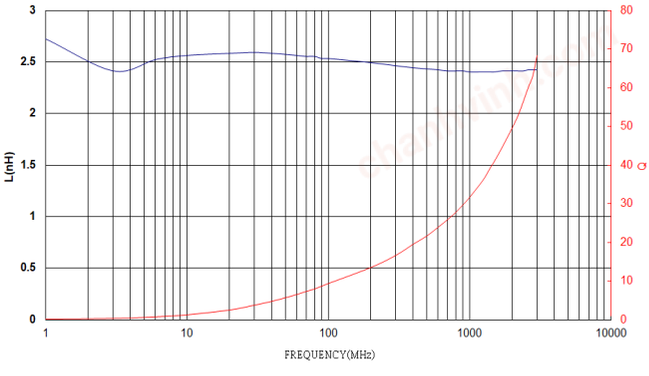

chanhvinh.com

YAGEO GROUP PULSE

AWCS00120707 Series Specification

AEC-Q200

AWCS001207072N7□00

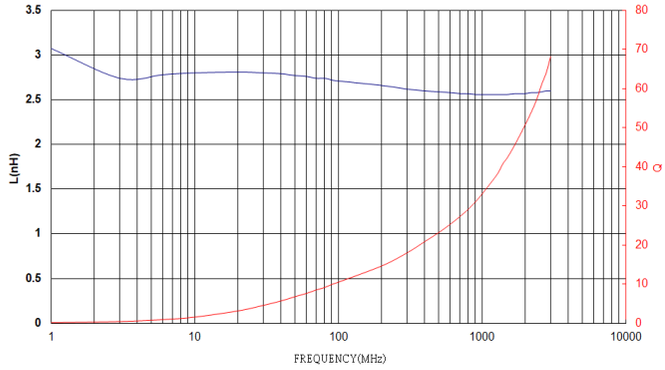

AWCS001207073N3□00

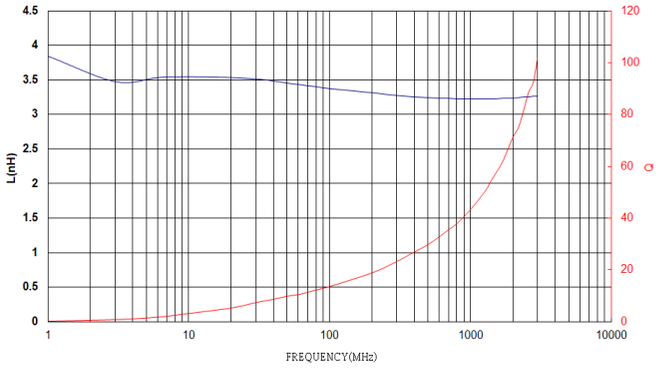

AWCS001207073N6□00

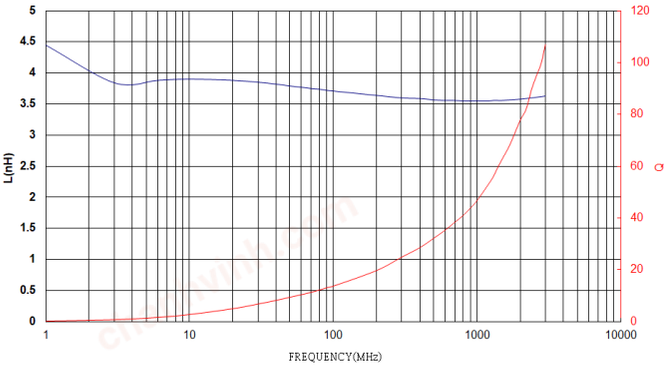

AWCS001207073N9□00

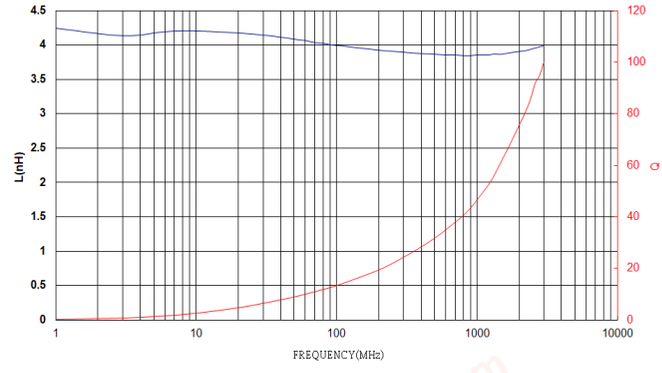

AWCS001207074N3□00

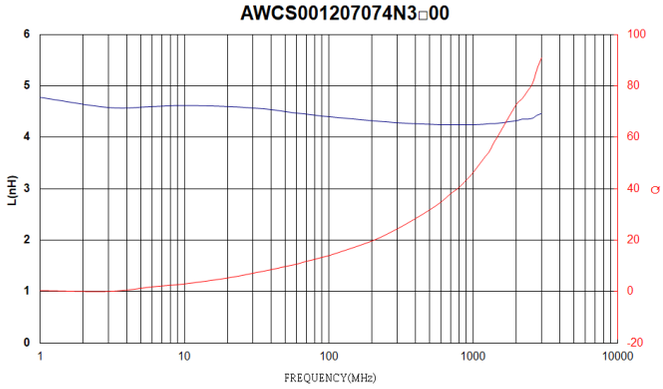

AWCS001207074N7□00

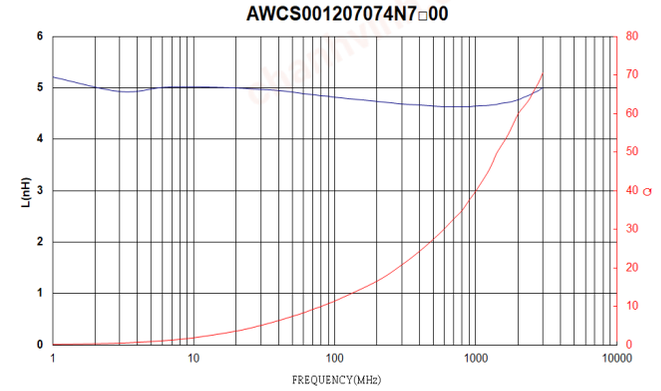

AWCS001207075N1□00

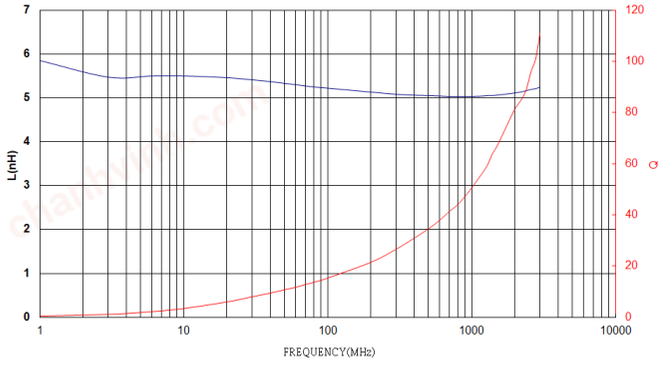

AWCS001207075N6□00

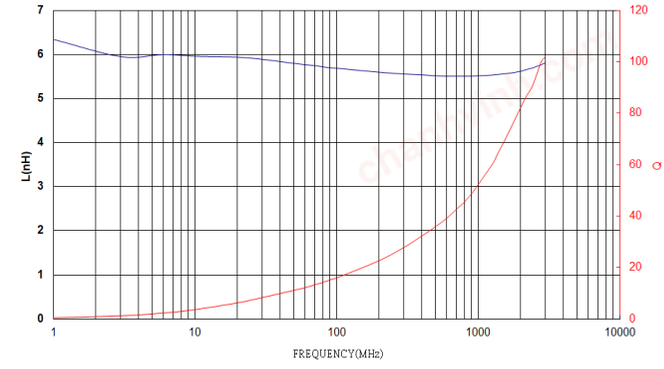

chanhvinh.com

YAGEO GROUP PULSE

AWCS00120707 Series Specification

AEC-Q200

AWCS001207075N8□00

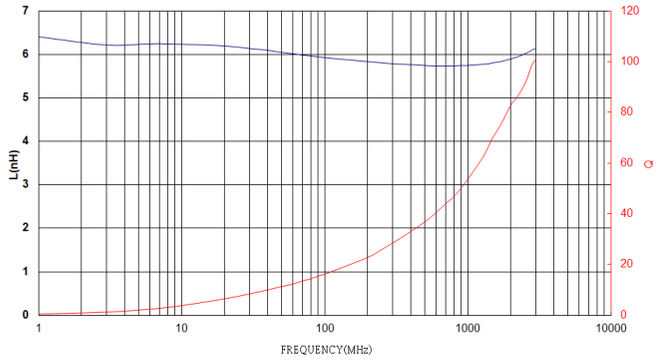

AWCS001207076N2□00

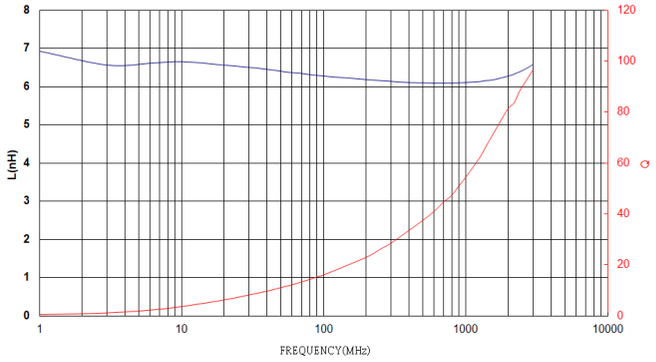

AWCS001207076N8□00

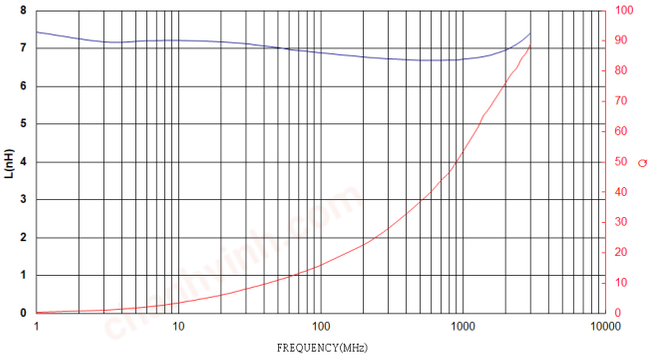

AWCS001207077N3□00

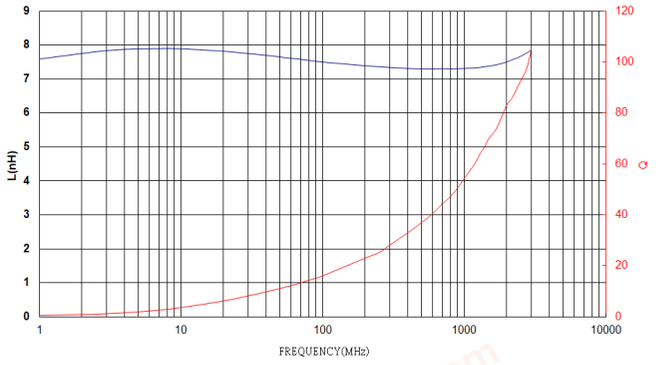

AWCS001207077N5□00

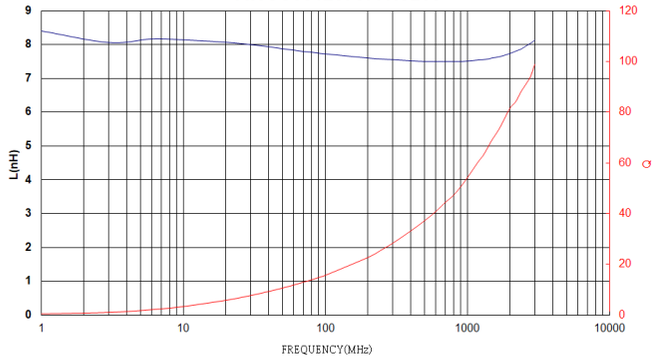

AWCS001207078N2□00

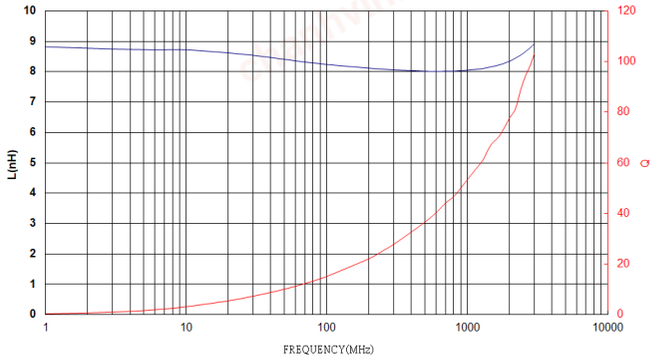

AWCS001207078N7□00

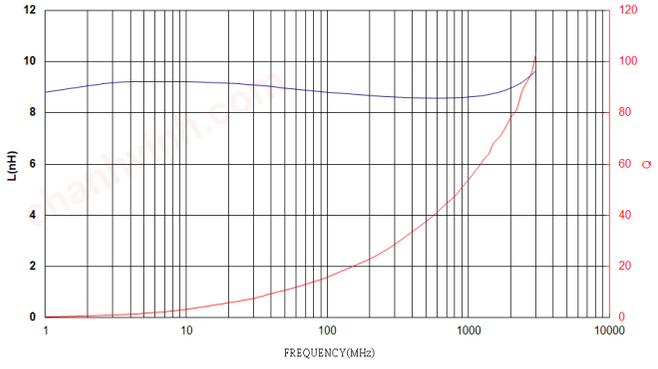

AWCS001207079N0□00

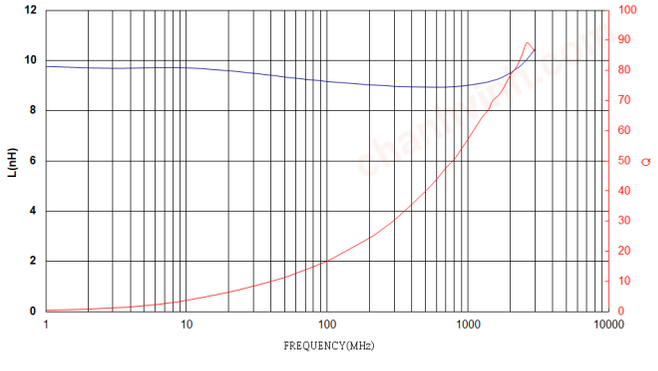

chanhvinh.com

AWCS00120707 Series Specification

AEC-Q200

AWCS001207079N1□00

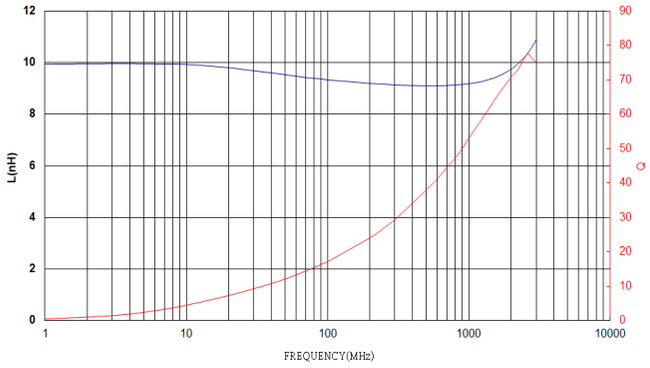

AWCS001207079N5□00

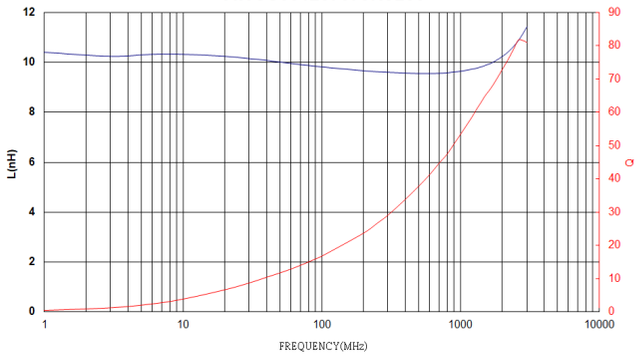

AWCS0012070710N□00

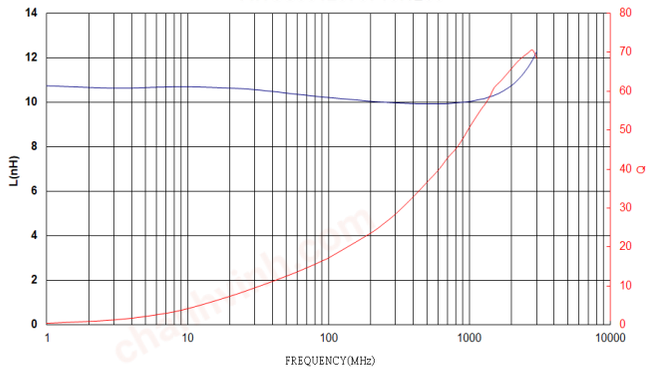

AWCS0012070711N□00

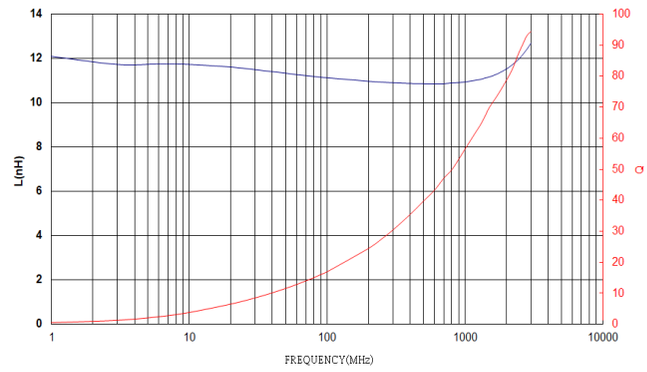

AWCS0012070712N□00

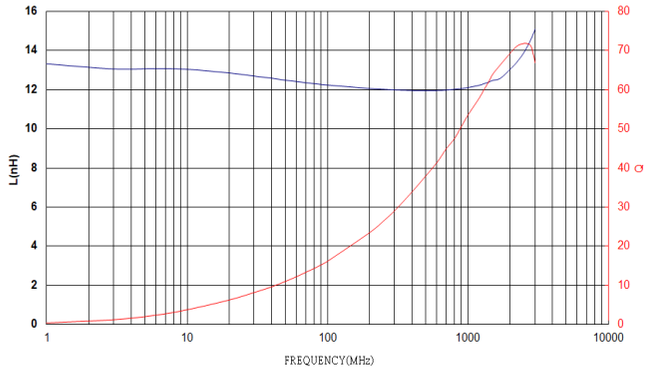

AWCS0012070713N□00

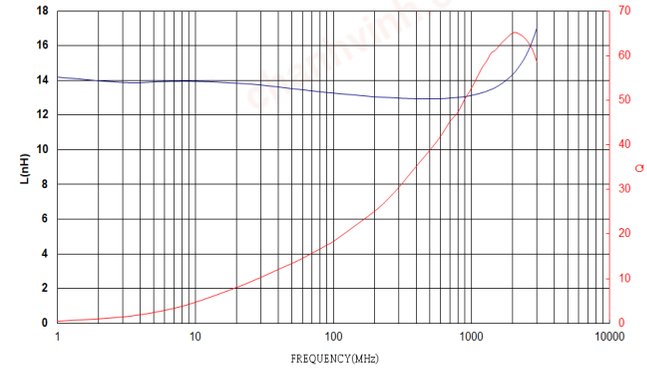

AWCS0012070715N□00

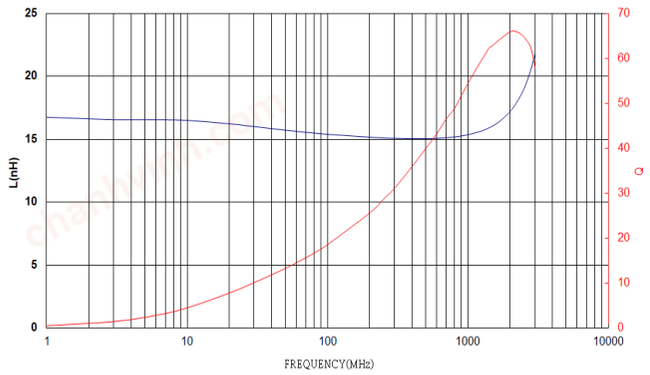

AWCS0012070716N□00

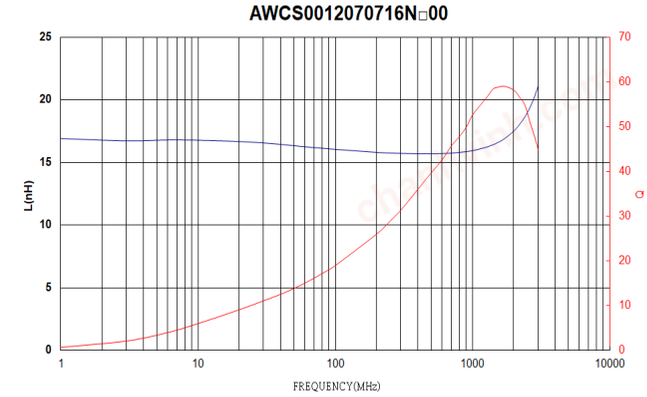

chanhvinh.com

YAGEO GROUP PULSE

AWCS00120707 Series Specification

AEC-Q200

AWCS0012070718N□00

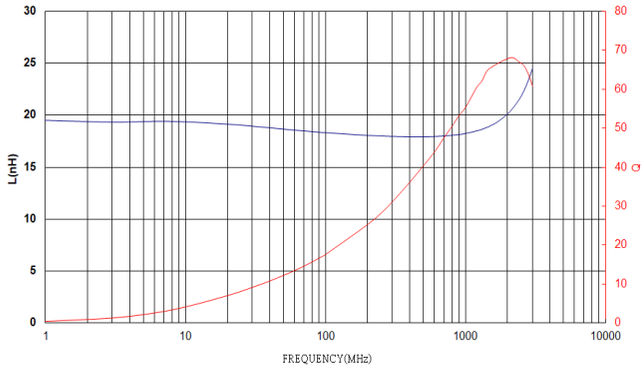

AWCS0012070719N□00

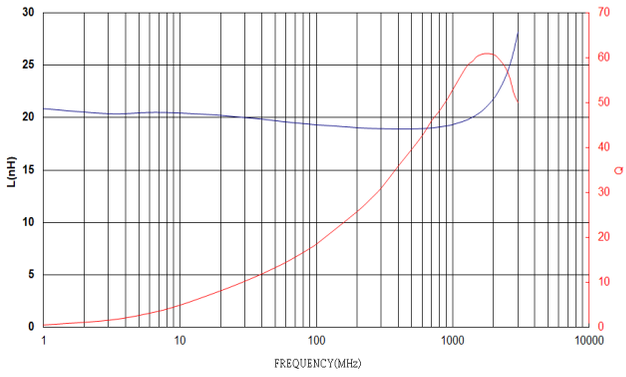

AWCS0012070720N□00

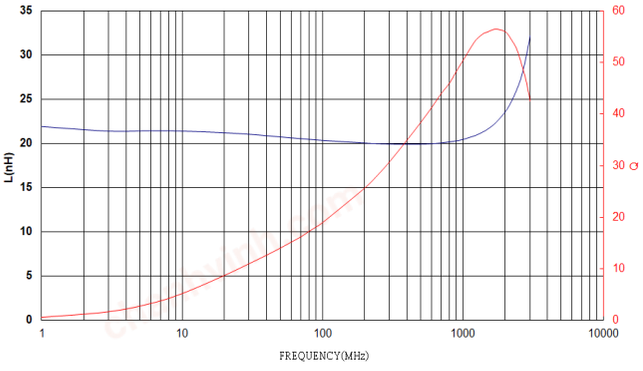

AWCS0012070722N□00

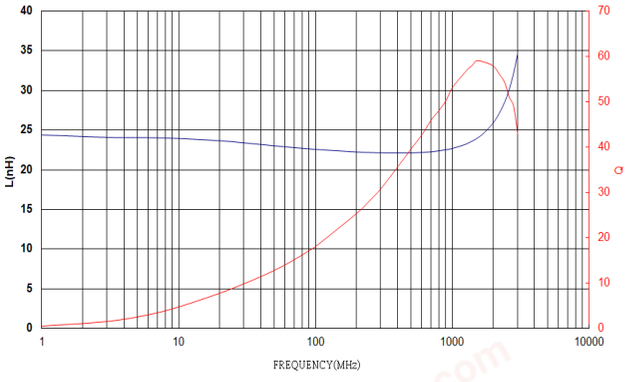

AWCS0012070723N□00

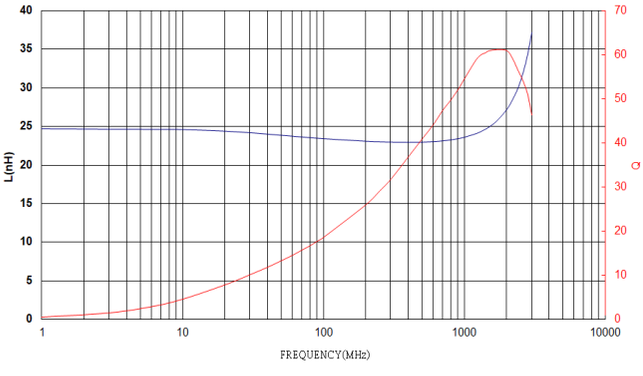

AWCS0012070724N□00

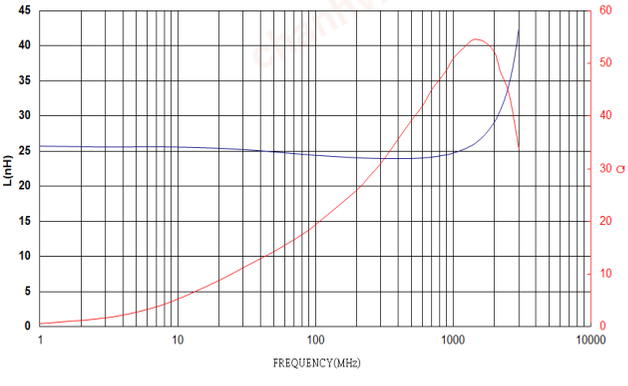

AWCS0012070727N□00

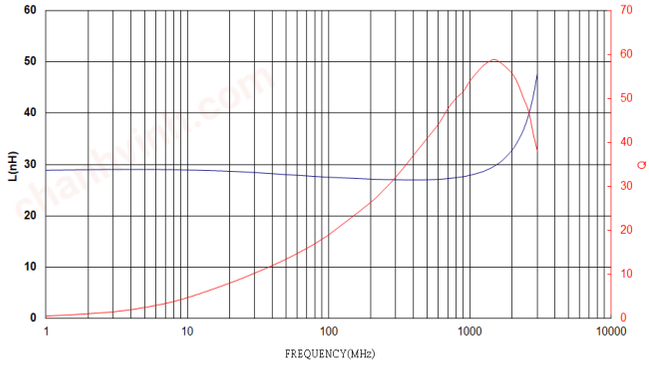

AWCS0012070730N□00

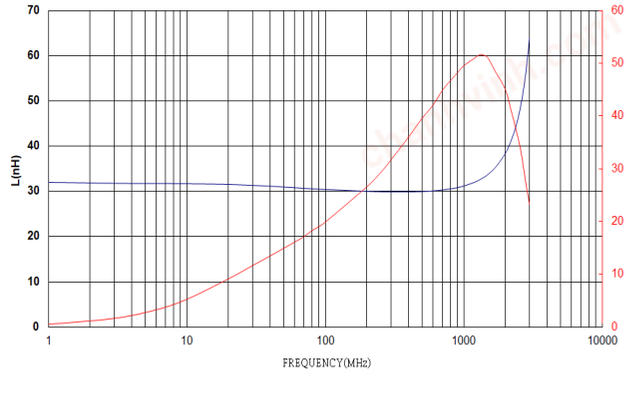

chanhvinh.com

YAGEO GROUP PULSE

AWCS00120707 Series Specification

AEC-Q200

AWCS0012070733N□00

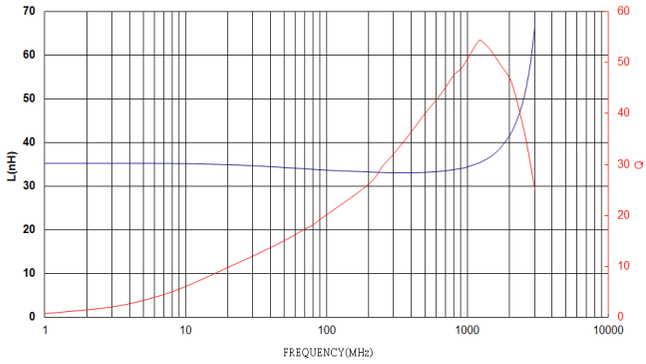

AWCS0012070736N□00

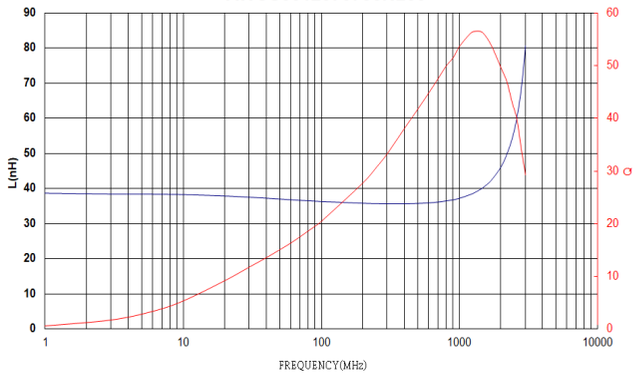

AWCS0012070739N□00

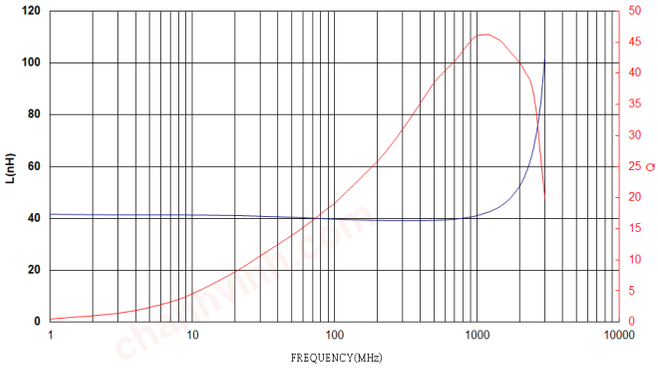

AWCS0012070740N□00

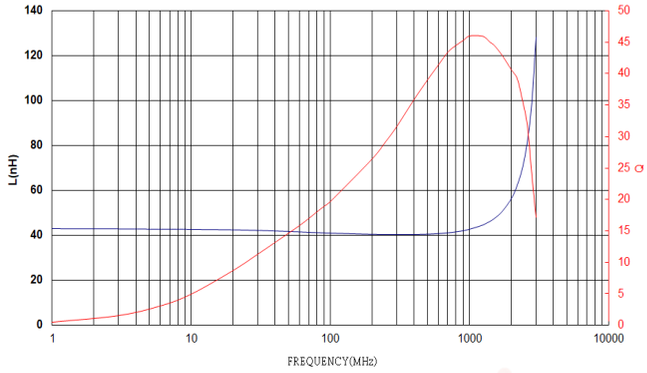

AWCS0012070743N□00

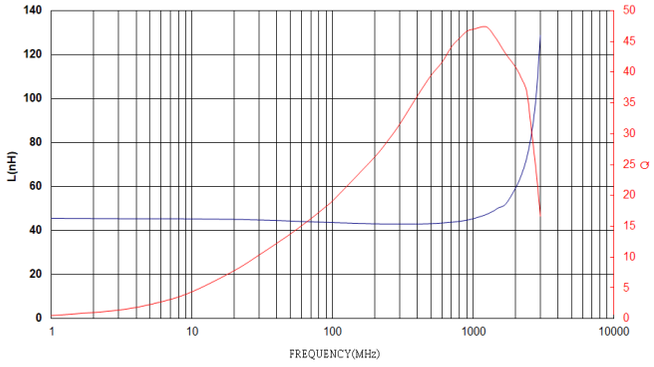

AWCS0012070747N□00

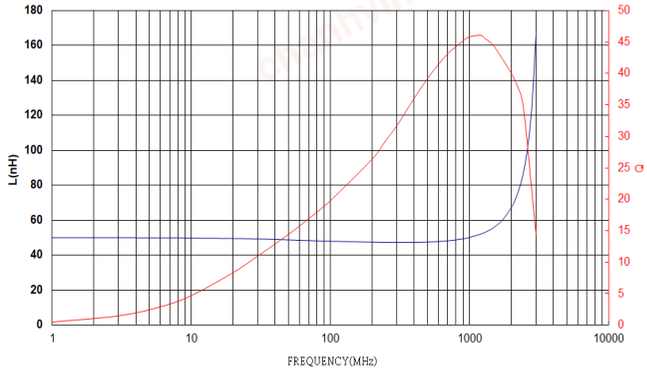

AWCS0012070751N□00

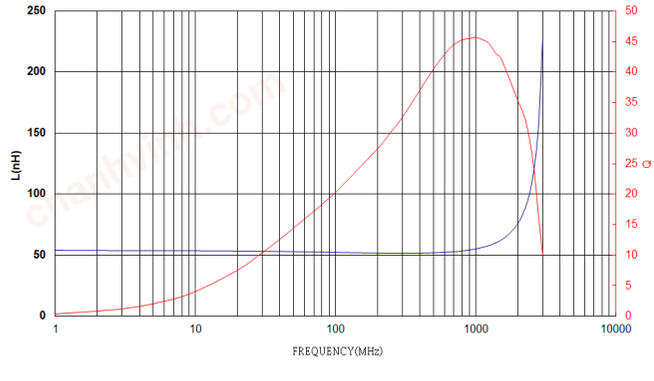

AWCS0012070756N□00

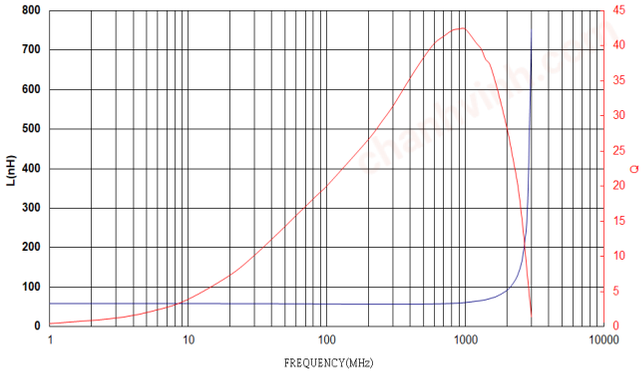

chanhvinh.com

YAGEO GROUP PULSE

AWCS00120707 Series Specification

AEC-Q200

AWCS0012070768N□00

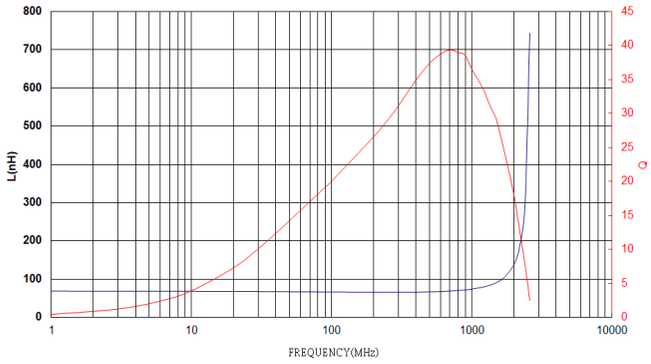

AWCS0012070772N□00

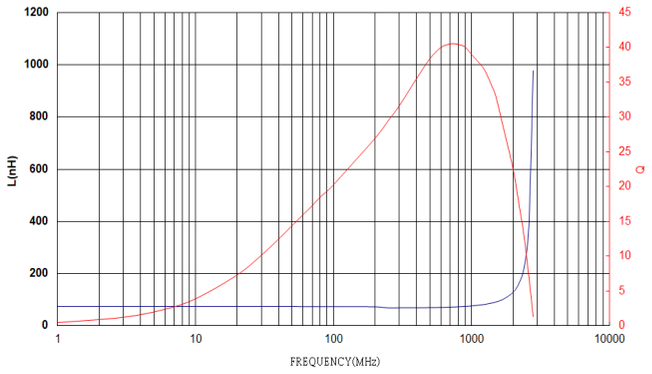

AWCS0012070782N□00

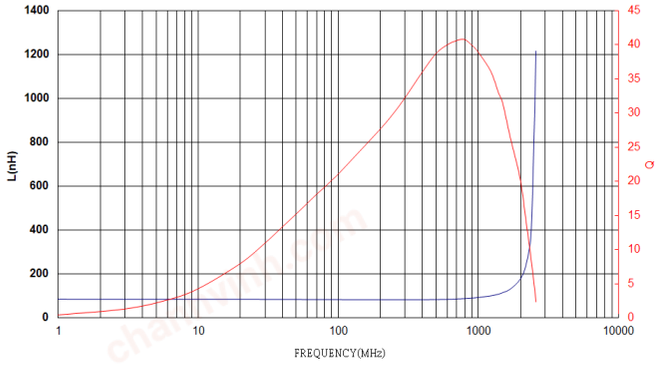

AWCS00120707R10□00

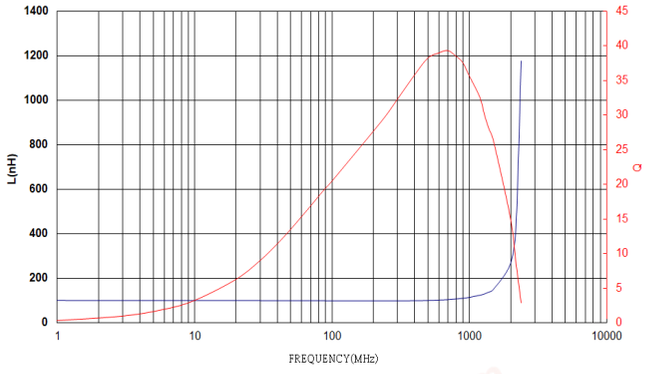

AWCS00120707R12□00

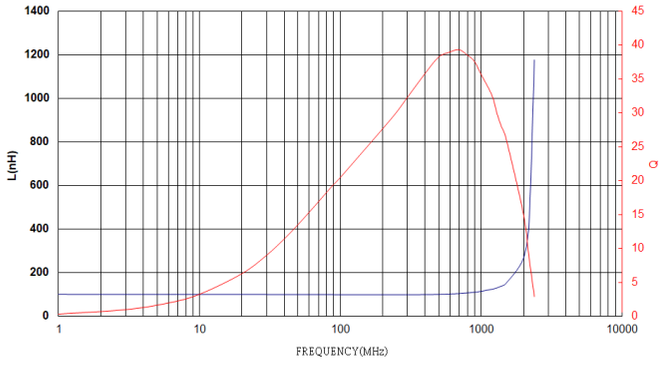

AWCS00120707R18□00

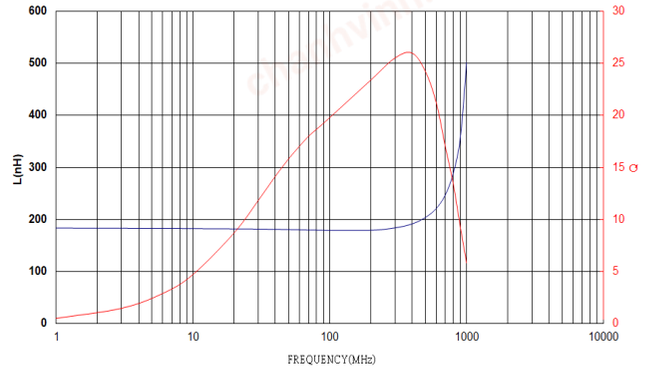

AWCS00120707R22□00

