chanhvinh.com

RF Inductor

Automotive Grade

AWCM Series

Overview

Wire-wound RF inductors are electronic components designed to store energy in a magnetic field when electrical current passes through them. They are constructed by winding a conductive wire (usually copper or gold-plated) around a core material such as air, ceramic, or ferrite.
This configuration allows them to provide high inductance values with minimal power loss, especially at high frequencies.

Benefits

1. High Q-Factor (Quality Factor)
2. Wide Frequency Range
3. Low Signal Loss
4. High Current Handling
5. Can maintain excellent thermal stability at different temperatures

Applications

1. Automotive Electronics: infotainment systems, ADAS, and car keyless entry systems.
2. Industrial and Medical Equipmen: RFID systems and medical imaging equipment.
3. Data Centers and Networking
4. Consumer Electronics

Product Information

Series	Size Code (JIS/EIA)	Inductance (nH)
AWCM	1005/0402 1608/0603	1.5 ~ 470



chanhvinh.com

YAGEO GROUP PULSE

AWCM00161008 Series Specification

AEC-Q200

1 Scope:

This specification applies to Wire Wound Ceramic Chip Inductors

2 Part Numbering:

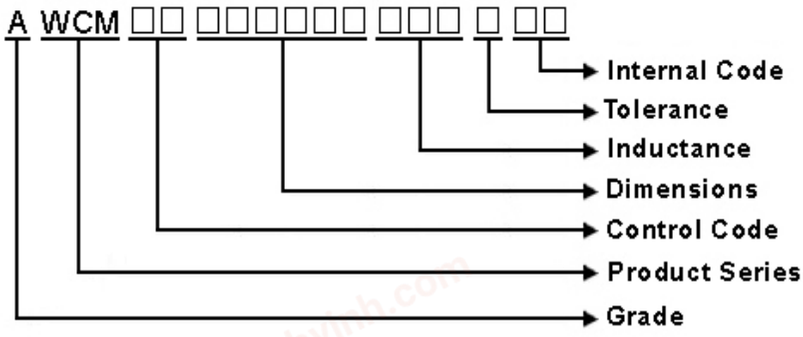

3 Rating:

Operating Temperature: - 40℃ ~ 125℃
(Including self - temperature rise)
Storage Temperature: - 40℃ ~ 125℃
(The storage temperature range is for after the as

4 Marking:

No Marking

5 Standard Testing Condition

	Unless otherwise specified	In case of doubt
Temperature	Ordinary Temperature(15 to 35℃)	20 to 30℃
Humidity	Ordinary Humidity(25 to 85% RH)	50 to 80 %RH

chanhvinh.com

YAGEO PULSE GROUP

AWCM00161008 Series Specification

AEC-Q200

6 Configuration and Dimensions and Unit Weight:

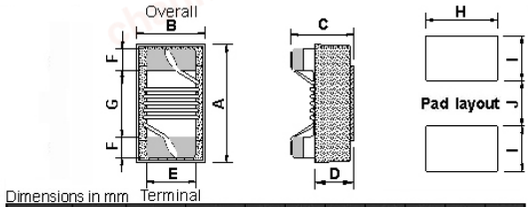

Dimensions in mm Terminal

TYPE	A	B	C	D	E	F	G	H	I	J
161008	$1.6^{+0.2}_{-0.1}$	1.02±0.1	$0.82^{+0.2}_{-0.1}$	0.35	0.70	0.30	0.95	1.02	0.64	0.64

Net Weight (grms)

SIZE CODE	Net Weight (grms)
161008	0.00335 (typ.)

7 Electrical Characteristics:

Part No.	Inductance (nH)	L/Q Test Freq. (MHz)	Q Min.	SRF (MHz)Min.	RDC (Ω)Max.	Irms (mA)Max.	Tolerance
AWCM001610082N2□00	2.2	100/250	16	6000	0.049	700	B,C,D
AWCM001610083N6□00	3.6	100/250	25	6000	0.059	850	H,J
AWCM001610083N9□00	3.9	100/250	35	6000	0.059	850	H,J
AWCM001610084N3□00	4.3	100/250	35	6000	0.059	850	H,J
AWCM001610084N7□00	4.7	100/250	35	6000	0.059	850	H,J
AWCM001610085N6□00	5.6	100/250	35	6000	0.082	750	H,J
AWCM001610086N2□00	6.2	100/250	35	6000	0.082	750	H,J
AWCM001610086N8□00	6.8	100/250	35	6000	0.082	750	H,J,D
AWCM001610087N5□00	7.5	100/250	35	6000	0.082	750	H,J
AWCM001610088N2□00	8.2	100/250	35	6000	0.11	650	H,J,G
AWCM001610088N7□00	8.7	100/250	35	6000	0.11	650	H,J
AWCM001610089N1□00	9.1	100/250	35	6000	0.11	650	H,J
AWCM001610089N5□00	9.5	100/250	35	6000	0.11	650	H,J,G
AWCM0016100810N□00	10	100/250	35	6000	0.11	650	G,J
AWCM0016100811N□00	11	100/250	35	6000	0.11	650	G,J
AWCM0016100812N□00	12	100/250	35	6000	0.13	600	G,J
AWCM0016100813N□00	13	100/250	35	6000	0.13	600	G,J
AWCM0016100815N□00	15	100/250	40	6000	0.13	600	G,J
AWCM0016100816N□00	16	100/250	40	5500	0.16	550	G,J
AWCM0016100818N□00	18	100/250	40	5500	0.16	550	G,J
AWCM0016100820N□00	20	100/250	40	4900	0.16	550	G,J
AWCM0016100822N□00	22	100/250	40	4600	0.17	500	G,J
AWCM0016100824N□00	24	100/250	40	3800	0.21	500	G,J
AWCM0016100827N□00	27	100/250	40	3700	0.21	440	G,J
AWCM0016100830N□00	30	100/250	40	3300	0.23	420	G,J

NOTE: □-tolerance B=±0.1nH / C=±0.2nH / D=±0.5nH / H=±3%/ J=±5% / G=±2%

1.Operating temperature range - 40℃ ~ 125℃

2.Irms for a 15℃ temperature rise from 25℃ ambient.

3.L/Q Test OSC @200mV.

4.Inductance would be correct Chilisin standard piece.

5.Offset value : -0.771nH

chanhvinh.com

YAGEO GROUP PULSE

AWCM00161008 Series Specification

AEC-Q200

Part No.	Inductance (nH)	L/Q Test Freq. (MHz)	Q Min.	SRF (MHz)Min.	RDC (Ω)Max.	Irms (mA)Max.	Tolerance
AWCM0016100833N□00	33	100/250	40	3200	0.23	420	G,J
AWCM0016100836N□00	36	100/250	40	2900	0.26	400	G,J
AWCM0016100839N□00	39	100/250	40	2800	0.26	400	G,J
AWCM0016100843N□00	43	100/200	40	2700	0.29	380	G,J
AWCM0016100847N□00	47	100/200	38	2600	0.29	380	G,J
AWCM0016100851N□00	51	100/200	38	2500	0.33	370	G,J
AWCM0016100856N□00	56	100/200	38	2400	0.35	360	G,J
AWCM0016100862N□00	62	100/200	38	2300	0.51	280	G,J
AWCM0016100868N□00	68	100/200	38	2200	0.38	340	G,J
AWCM0016100872N□00	72	100/150	34	2100	0.56	270	G,J
AWCM0016100875N□00	75	100/150	34	2050	0.56	270	G,J
AWCM0016100882N□00	82	100/150	34	2000	0.6	250	G,J
AWCM0016100891N□00	91	100/150	34	1900	0.64	230	G,J
AWCM00161008R10□00	100	100/150	34	1800	0.68	220	G,J
AWCM00161008R11□00	110	100/150	32	1700	1.2	200	G,J
AWCM00161008R12□00	120	100/150	32	1600	1.3	180	G,J
AWCM00161008R13□00	130	100/150	32	1450	1.4	170	G,J
AWCM00161008R15□00	150	100/150	32	1400	1.5	160	G,J
AWCM00161008R16□00	160	100/150	32	1350	2.1	150	G,J
AWCM00161008R18□00	180	100/100	25	1300	2.2	140	G,J
AWCM00161008R20□00	200	100/100	25	1250	2.4	120	G,J
AWCM00161008R22□00	220	100/100	25	1200	2.5	120	G,J
AWCM00161008R27□00	270	100/100	30	960	3.4	110	G,J
AWCM00161008R33□00	330	100/100	30	800	5.5	85	G,J
AWCM00161008R39□00	390	100/100	30	800	6.2	80	G,J
AWCM00161008R47□00	470	100/100	30	700	7	75	G,J

NOTE: □-tolerance B=±0.1nH / C=±0.2nH / D=±0.5nH / H=±3%/ J=±5% / G=±2%

1.Operating temperature range - 40℃ ~ 125℃

2.Irms for a 15℃ temperature rise from 25℃ ambient.

3.L/Q Test OSC @200mV.

4.Inductance would be correct Chilisin standard piece.

5.Offset value : -0.771nH

chanhvinh.com

YAGEO PULSE GROUP

AWCM00161008 Series Specification

AEC-Q200

8 AWCM00161008 Series

8.1 Construction:

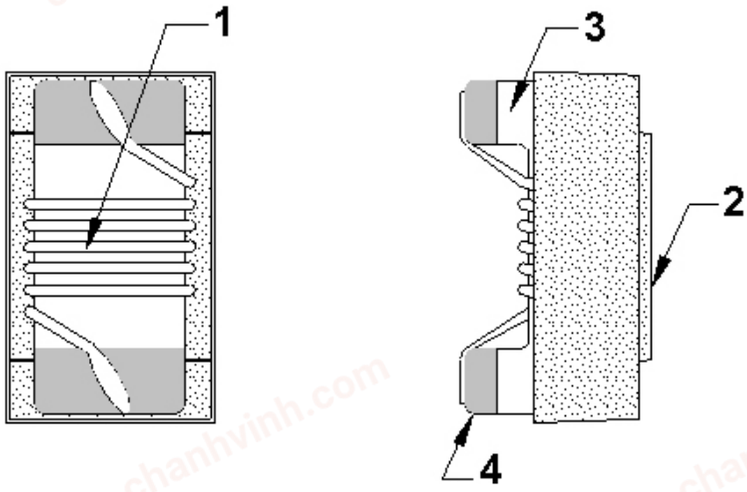

8.2 Material List:

NO	PART	MATERIAL
1	WIRE	Grade 180
2	EPOXY	UV GLUE
3	CORE	CERAMIC
4	TERMINAL	Ag/Ni/Sn

chanhvinh.com

YAGEO GROUP PULSE

AWCM00161008 Series Specification

AEC-Q200

9 Reliability Of Ceramic Wire Wound Chip Inductor/CERAMIC SERIES

1-1.Mechanical Performance

	Item	Specification	Test Method
1-1-1	Board Flex	The forces applied on the right conditions must not damage the terminal electrode and the ferrite.	Test device shall be soldered on the substrate Substrate Dimension: 100x40x1.6mm Deflection: 2.0mm Keeping Time: 60 sec 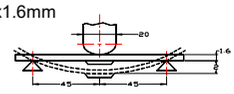
1-1-2	Terminal Strength	The chip must not damage the terminal electrode and the ferrite.	Refer to AEC-Q200-006 Test device shall be soldered on the substrate Force 0.5lbs for 60±1 seconds for 0201 series Force 1lbs for 60±1 seconds for 0402 series Force 2lbs for 60±1 seconds for 0603 series Force 1.8Kg for 60±1 seconds for the other series.
1-1-3	Solderability	The electrodes shall be at least 95% covered with new solder coating.	Pre-heating: 150℃, 1min Solder Composition: Sn/3.0Ag/0.5Cu Solder Temperature: 245±5℃ Immersion Time: 4±1sec
1-1-4	Resistance to Soldering Heat	Appearance:No damage Inductance change shall be within ±10%. Q change:within±30% of initial value	Pre-heating: 150℃, 1min Solder Composition: Sn/Ag3.0/Cu0.5 Solder Temperature: 260±5℃ Immersion Time: 10±1sec
1-1-5	Resistance to Solvents	There must be no change in appearance or obliteration of marking.	Inductors must withstand 6 minutes of alcohol or water.
1-1-6	Mechanical Shock	The forces applied on the right conditions must not damage the terminal electrode and the ferrite.	Pulse shape：Half-sine waveform Impact acceleration：100 g Pulse duration：6 ms Number of shocks：18 shocks (3 shocks for each face) Orientation：Bottom, top, left, right, front and rear faces
1-1-7	Vibration	Appearance:No damage Inductance change shall be within ±10%. Q change:within±30% of initial value	Vibration waveform: Sine waveform Vibration frequency: 10Hz~2000Hz Vibration acceleration: 5g Sweep rate: 0.764386otcave/minute Duration of test: 12 cycles each of 3 orientations 20 minutes for each cycle Vibration axes: X, Y & Z

1-2.Environmental Performance

No	Item	Specification	Test Method
1-2-1	High Temperature Exposure (Storage)	Appearance:No damage (for microscope of CASTOR MZ-45 20X)Inductance change shall be within ±10%. Q change:within±30% of initial value	Temperature: 125±3℃ Time: 1000hrs Measured after exposure in the room condition for 24hrs
1-2-2	Low Temperature Exposure (Storage)		Temperature: -40±3℃ Time: 1000hrs Measured after exposure in the room condition for 24hrs
1-2-3	Biased Humidity		Temperature: 85±2℃ Relative Humidity: 85% Time: 1000hrs Measured after exposure in the room condition for 24hrs
1-2-4	Temperature Cycling		Total cycles: 1000 cycles Temperature Cycling Test Conditions : -40 to +125 ℃ Soak Mode Condition： 30 minutes Measured after exposure in the room condition for 24hrs
1-2-5	Operational Life	Appearance:No damage Inductance change shall be within ±10%.	Temperature: 125±2℃ Appliend Current : Rated Current Time: 1000± 24 hrs Measured after exposure in the room condition for 24hrs
1-2-6	ESD		Test mode：Contact Discharge Discharge level：±6KV, Discharge interval：1 second Polarity of the output voltage：Positive and negative Number of discharge：Discharge +/- for 1 time for the 2 test points.
			Test Mode：Air Discharge Discharge level：±12KV, ±16KV, ±25KV Discharge interval：＜5 seconds Polarity of the output voltage：Positive and negative Number of discharge：Discharge +/- for 1 time for the 1~2 test points.

chanhvinh.com

YAGEO PULSE

AWCM00161008 Series Specification

AEC-Q200

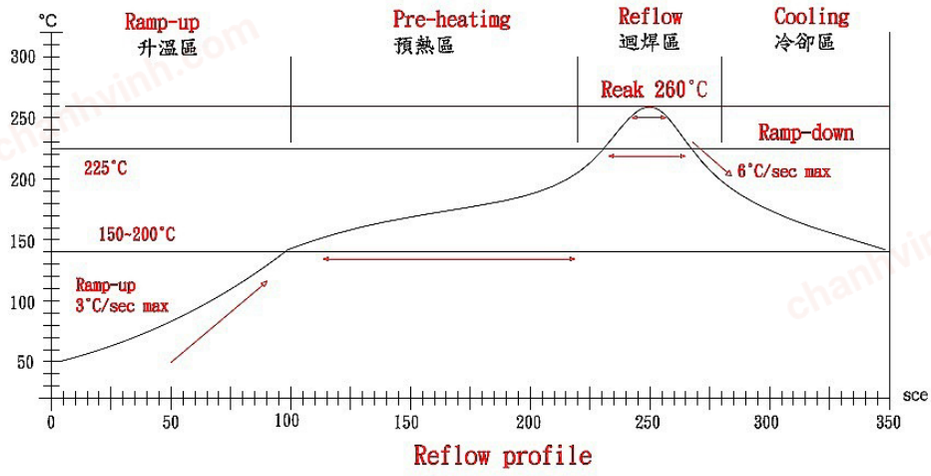

Reflow profile

Lead-Free(LF)標準溫度分析範圍 Refer to J-STD-020C

管制項目 Item.	升溫區 Ramp-up	預熱區 Pre-heating	迴焊區 Reflow	Peak Temp	冷卻區 Cooling
溫度範圍 Temp.scope	R.T ~ 150℃	150℃ ~ 200℃	Above 217°C	260±5℃	Peak Temp.~150℃
標準時間 Time spec.	-	60 ~ 180 sec	60 ~ 150 sec	20 ~ 40 sec	-
實際時間 Time result	-	75 ~ 100 sec	90 ~ 120 sec	20 ~ 35 sec	-

NOTE:

1.Re-flow possible times : within 3 times
2.Nitrogen adopted is recommendes while in re-flow
3.Products can only be soldered with reflow

chanhvinh.com

YAGEO PULSE GROUP

AWCM00161008 Series Specification

AEC-Q200

10 Packaging:

10.1 Packaging -Cover Tape

The force for tearing off cover tape is 10 to 100 grams in the arrow direction.

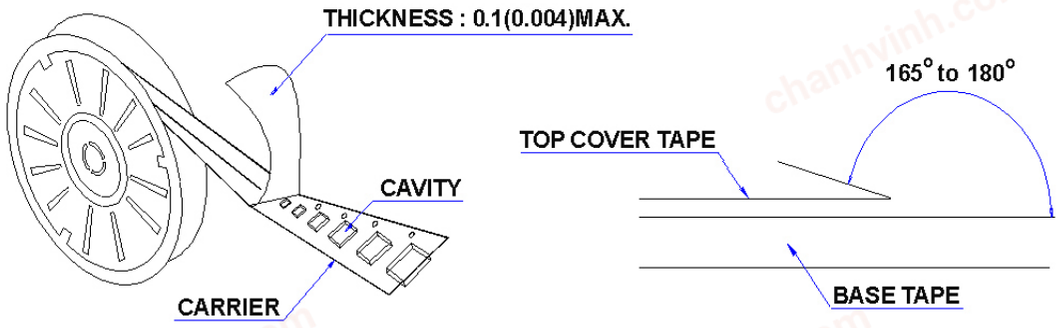

10.2 Packaging Quantity

TYPE	PCS/REEL
161008	4000

10.3 Reel Dimensions

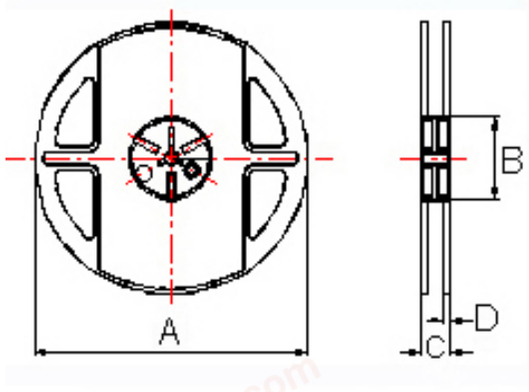

Dimensions in mm

TYPE	A	B	C	D
161008	178±1	60±0.5	12±0.5	1.5±0.5

chanhvinh.com

YAGEO GROUP PULSE

AWCM00161008 Series Specification

AEC-Q200

10 Packaging:

10.4 Tape Dimensions in mm

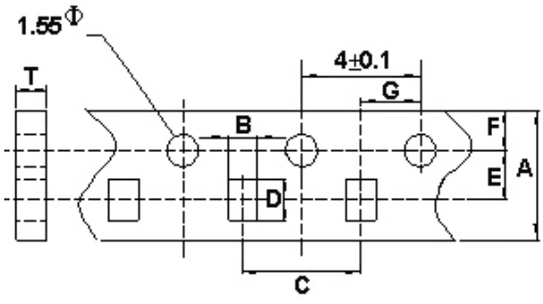

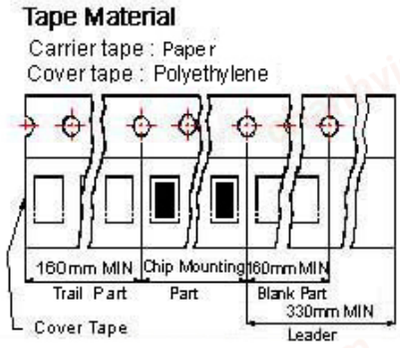

TYPE	A	B	C	D	E	F	G	T
161008	8.0	1.20	4	1.80	3.5	1.75	2	1.05

11 Recommended Land Pattern:

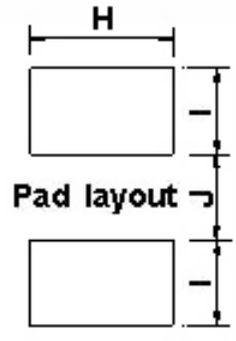

Dimensions in mm

TYPE	H(In/mm)	I(In/mm)	J(In/mm)
161008	0.04/1.02	0.025/0.64	0.025/0.64

12 Note:

1. Please make sure that your product has been evaluated and confirmed against your specifications when our product is mounted to your product.
2. Do not knock nor drop.
3. All the items and parameters in this product specification have been prescribed on the premise that our product is used for the purpose,under the condition and in the environment agreed upon between you and us. You are requested not to use our product deviating from such agreement.
4. The storage period is less than 12 months. Be sure to follow the storage conditions (Temperature: 5 to 40°C, Humidity: 10 to 75% RHor less).
   If the storage period elapses, the soldering of the terminal electrodes may deteriorate.
5. Do not use or store in locations where there are conditions such as gas corrosion (salt, acid, alkali, etc.).
6. The moisture sensitivity level (MSL) of products is classified as level 1.

chanhvinh.com

AWCM00161008 Series Specification

AEC-Q200

13 Graph:

AWCM001610082N2□00

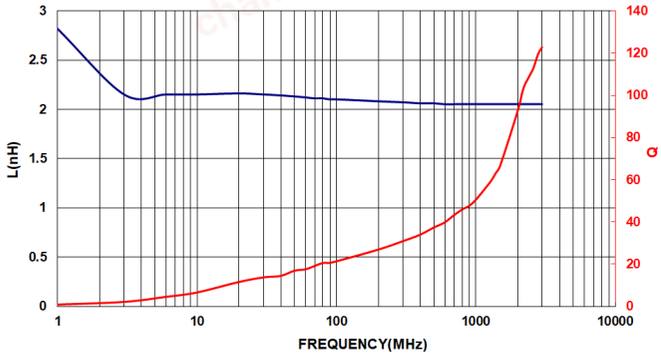

AWCM001610083N6□00

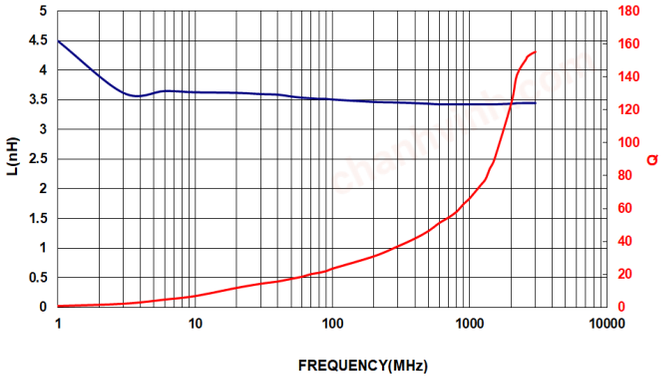

AWCM001610083N9□00

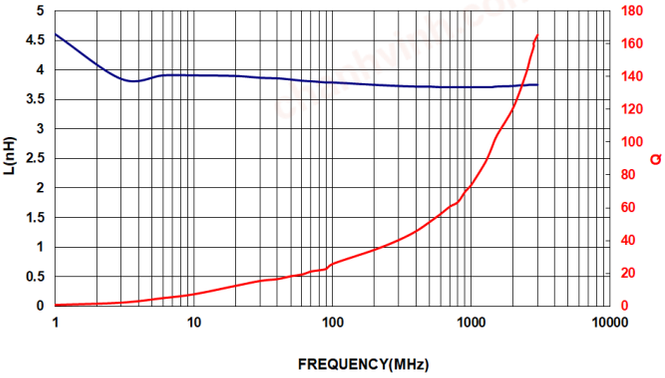

AWCM001610084N3□00

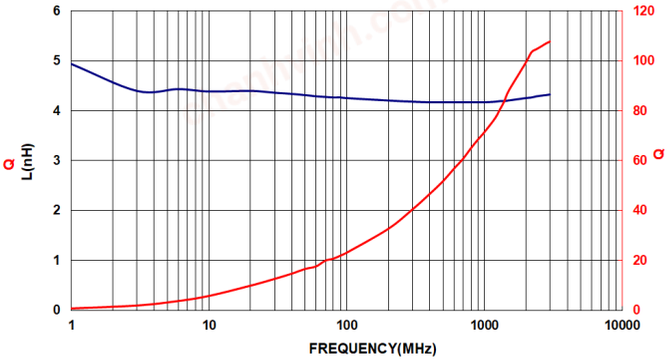

AWCM001610084N7□00

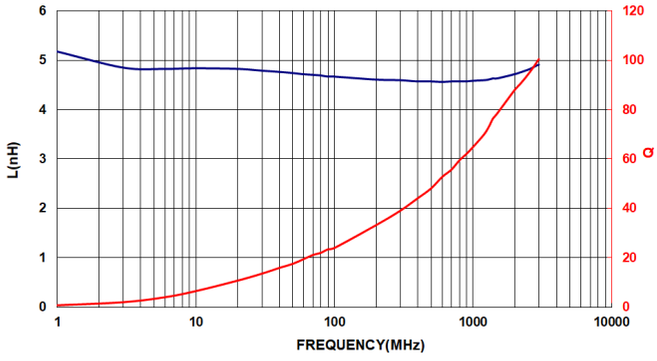

AWCM001610085N6□00

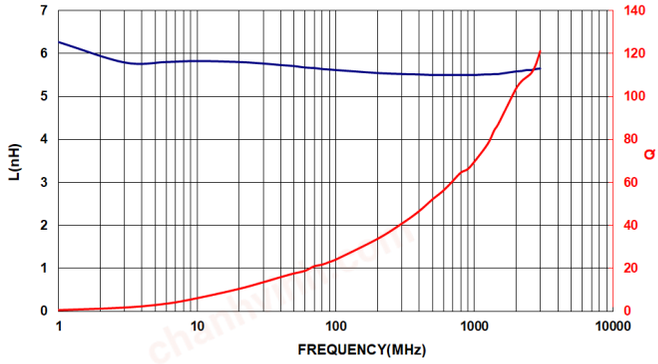

AWCM001610086N2□00

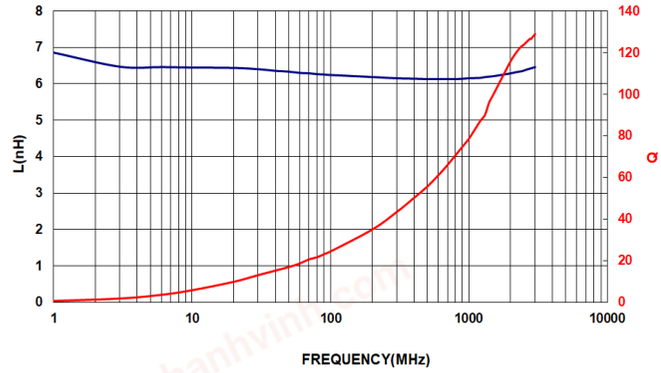

AWCM001610086N8□00

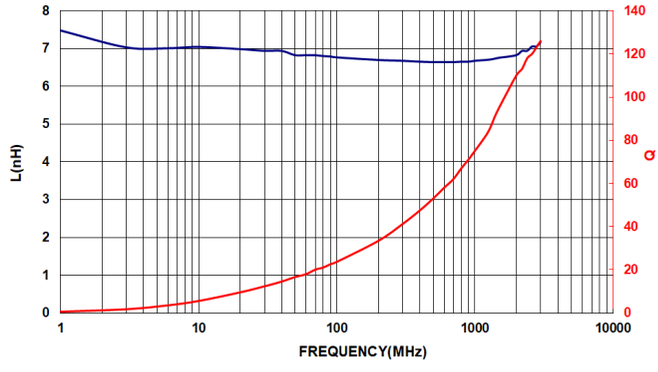

chanhvinh.com

AWCM00161008 Series Specification

AEC-Q200

AWCM001610087N5□00

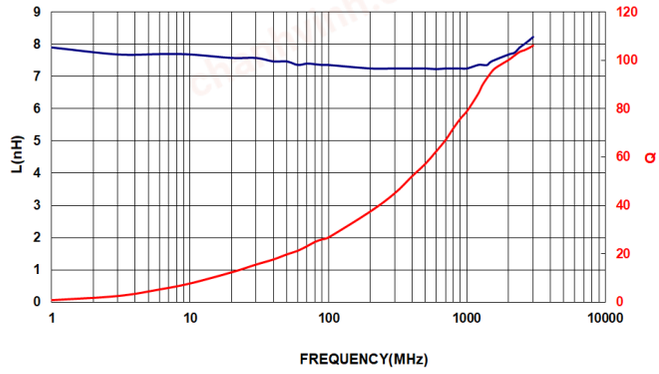

AWCM001610088N2□00

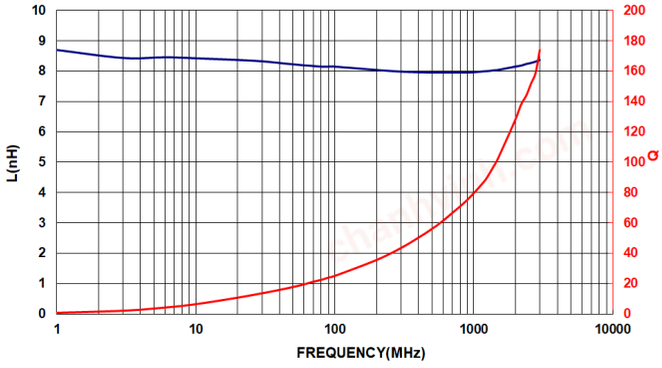

AWCM001610088N7□00

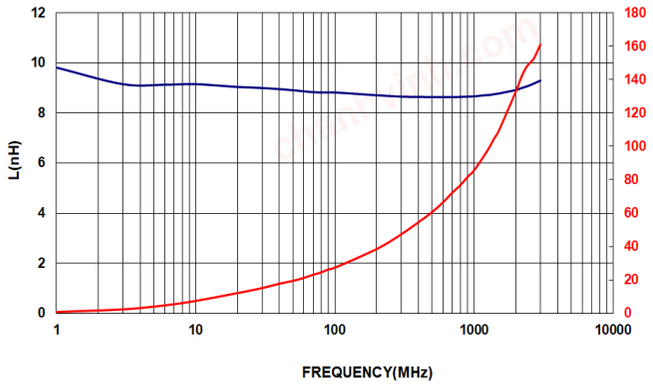

AWCM001610089N1□00

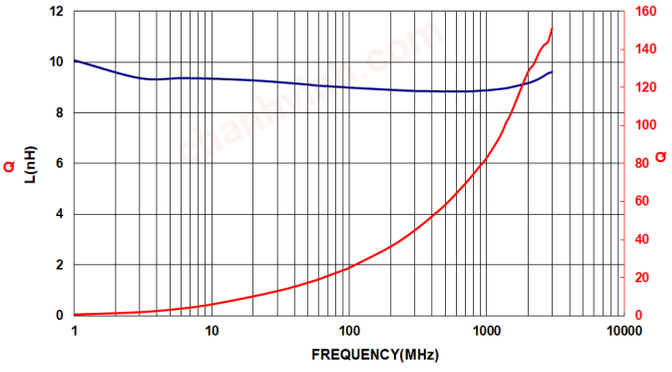

AWCM001610089N5□00

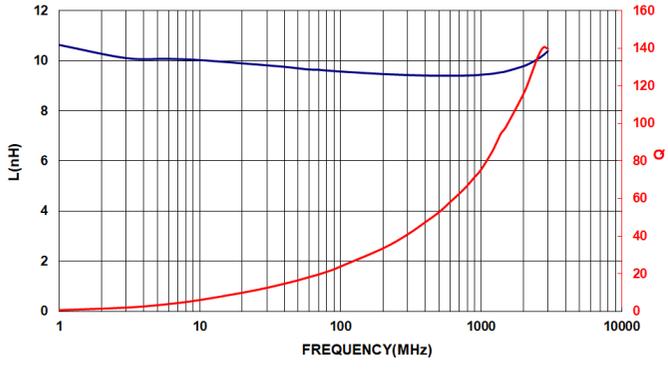

AWCM0016100810N□00

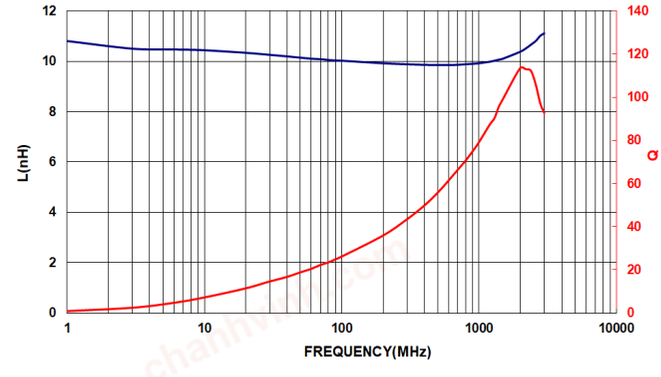

AWCM0016100811N□00

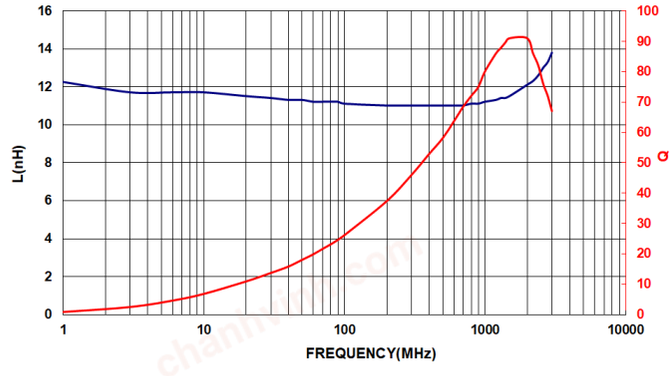

AWCM0016100812N□00

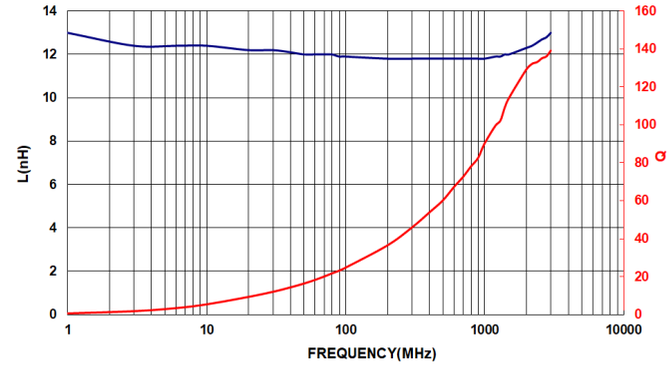

chanhvinh.com

YAGEO PULSE GROUP

AWCM00161008 Series Specification

AEC-Q200

AWCM0016100813N□00

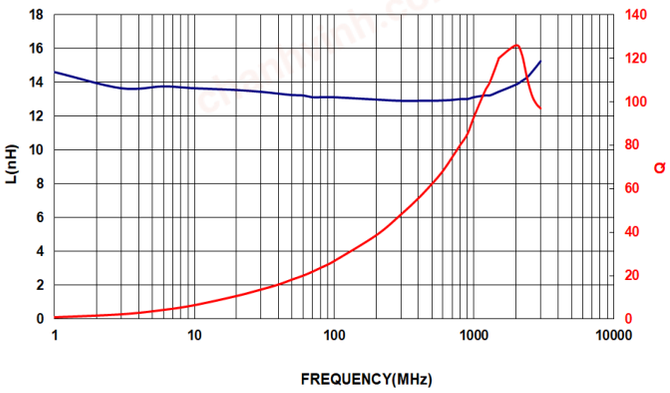

AWCM0016100815N□00

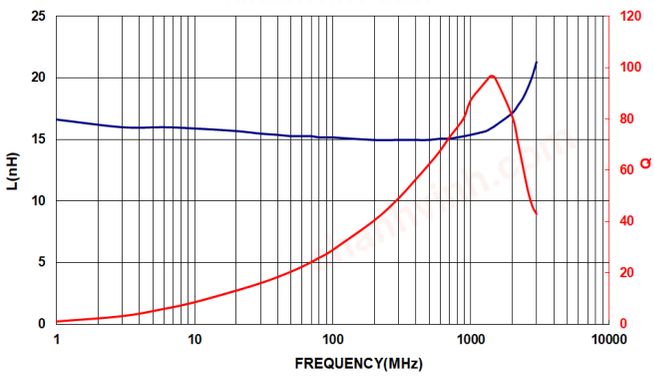

AWCM0016100816N□00

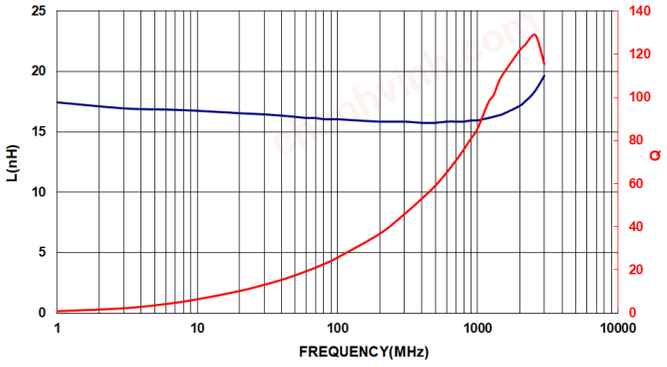

AWCM0016100818N□00

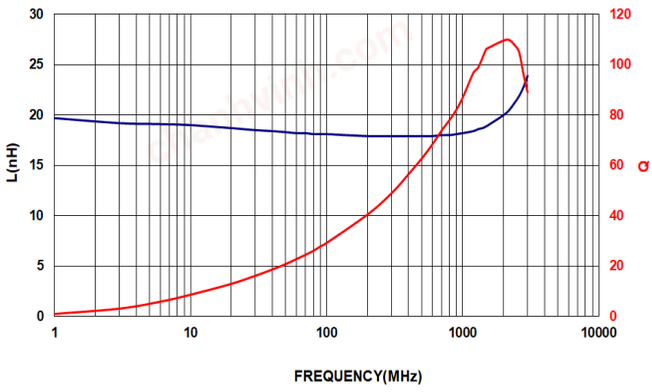

AWCM0016100820N□00

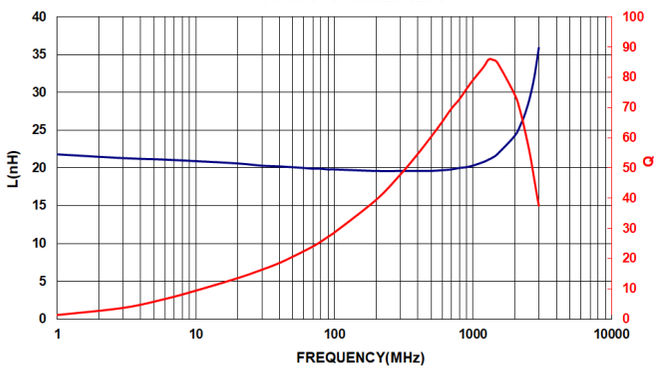

AWCM0016100822N□00

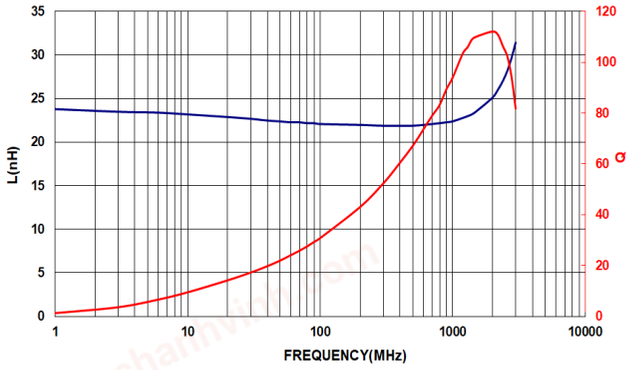

AWCM0016100824N□00

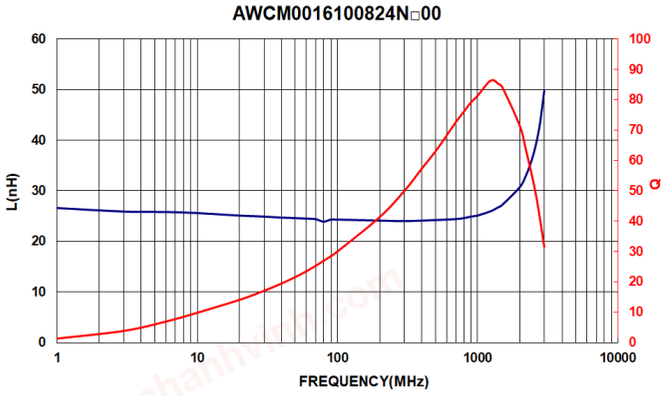

AWCM0016100827N□00

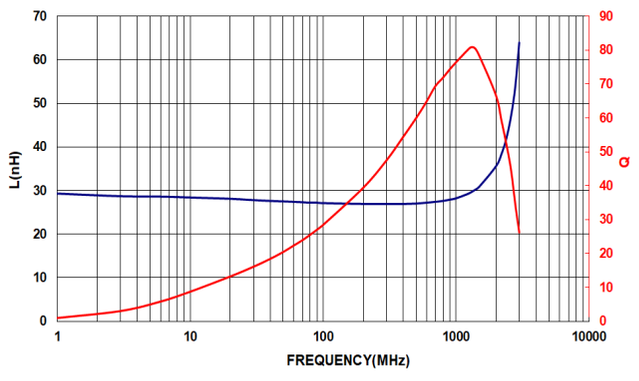

chanhvinh.com

YAGEO PULSE GROUP

AWCM00161008 Series Specification

AEC-Q200

AWCM0016100830N□00

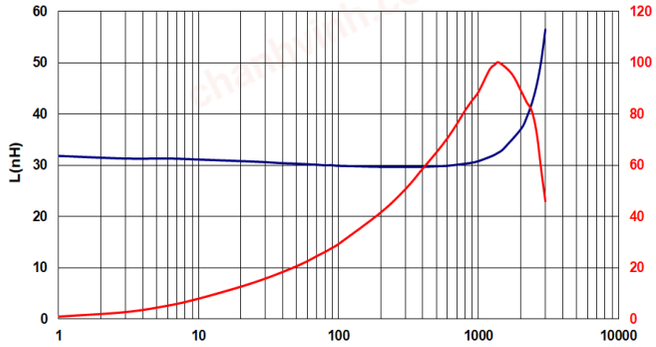

AWCM0016100833N□00

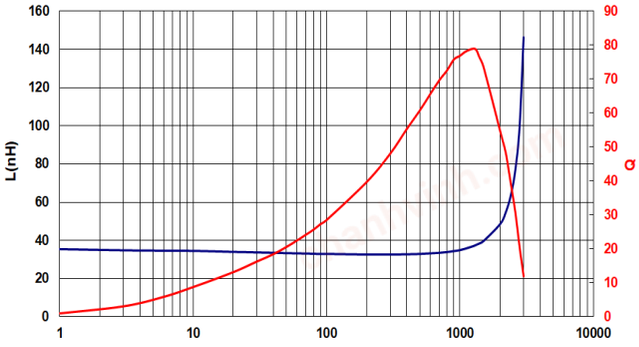

AWCM0016100836N□00

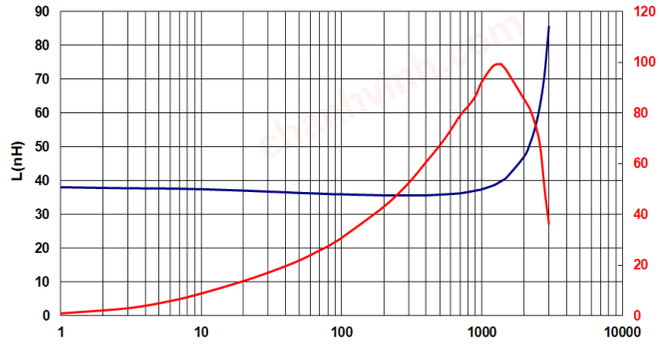

AWCM0016100839N□00

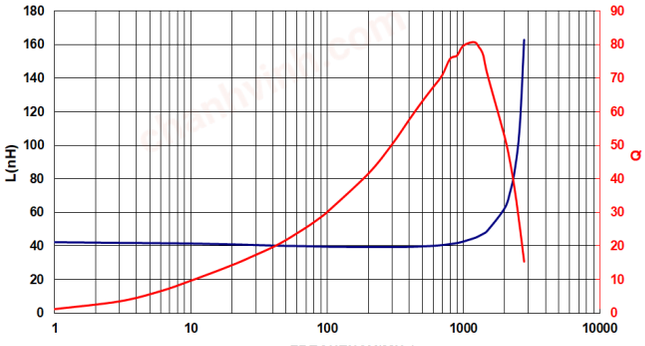

AWCM0016100843N□00

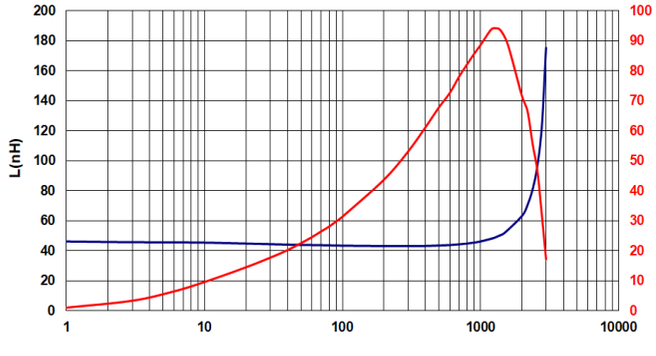

AWCM0016100847N□00

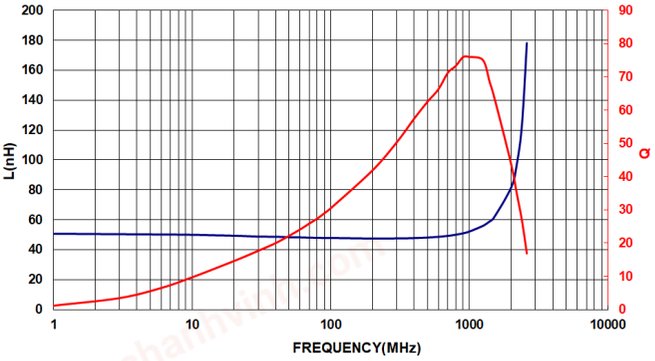

AWCM0016100851N□00

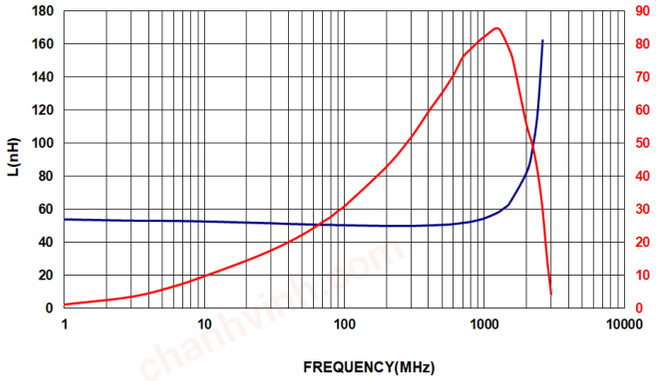

AWCM0016100856N□00

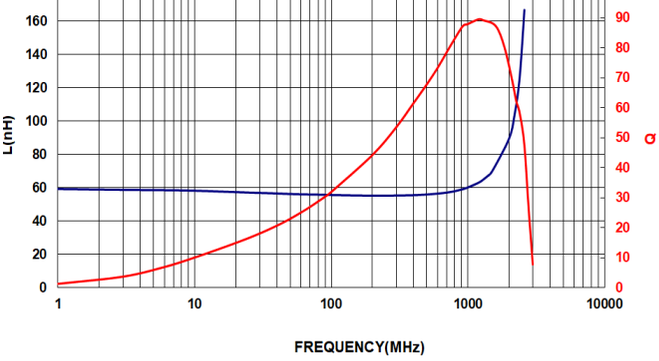

chanhvinh.com

YAGEO GROUP PULSE

AWCM00161008 Series Specification

AEC-Q200

AWCM0016100862N□00

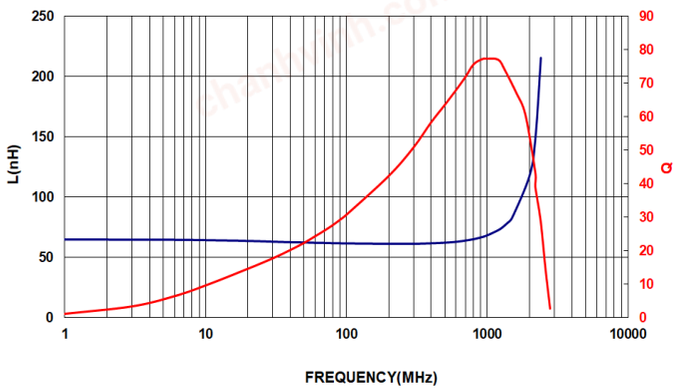

AWCM0016100868N□00

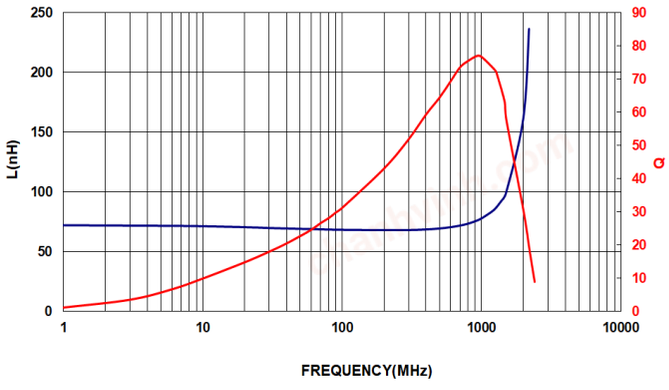

AWCM0016100872N□00

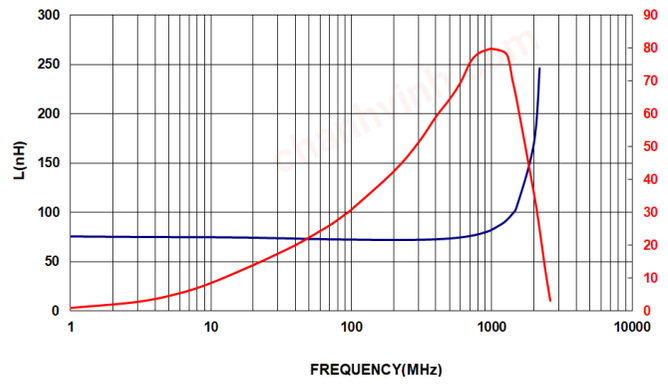

AWCM0016100875N□00

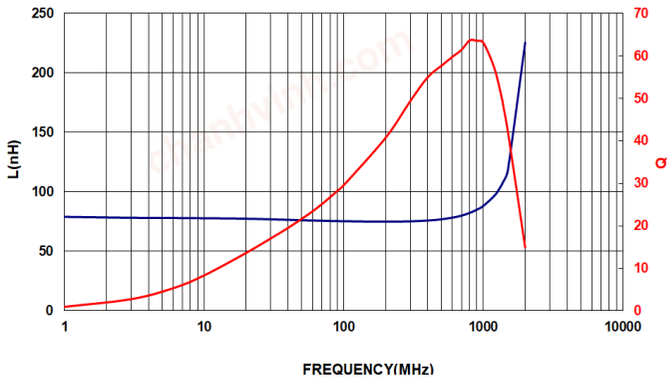

AWCM0016100882N□00

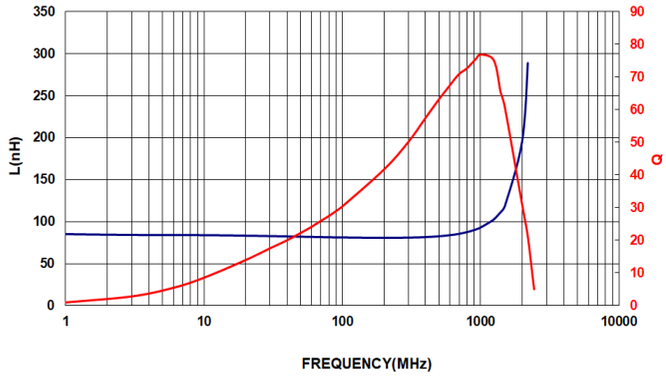

AWCM0016100891N□00

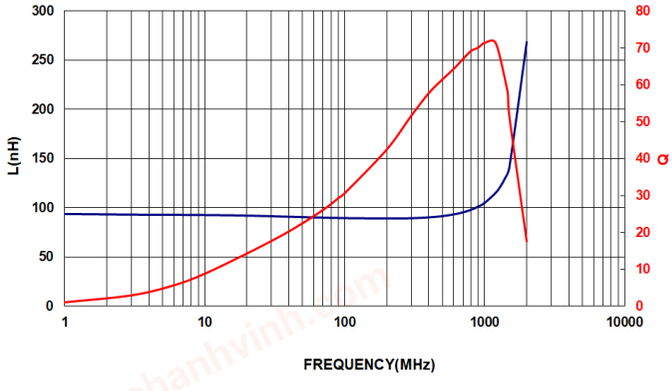

AWCM00161008R10□00

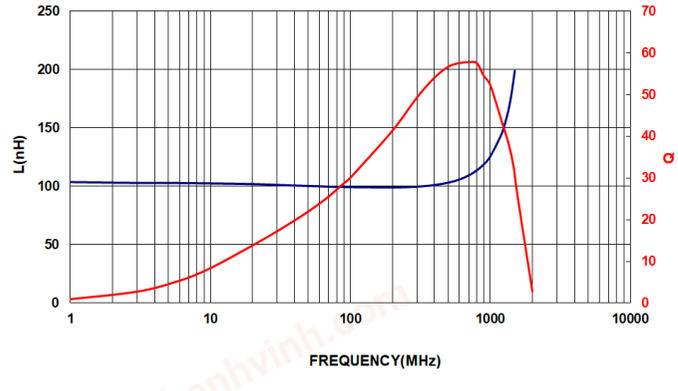

AWCM00161008R11□00

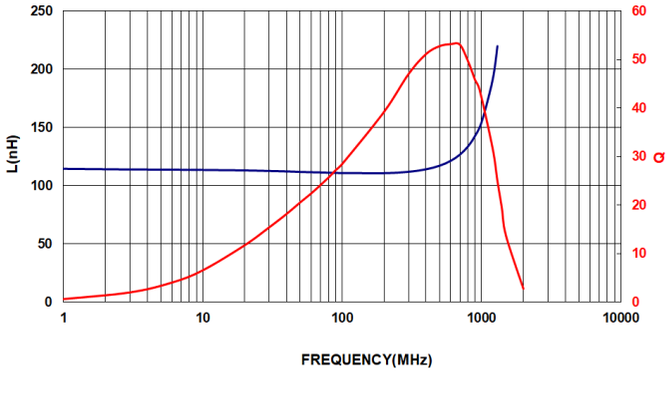

chanhvinh.com

YAGEO PULSE GROUP

AWCM00161008 Series Specification

AEC-Q200

AWCM00161008R12□00

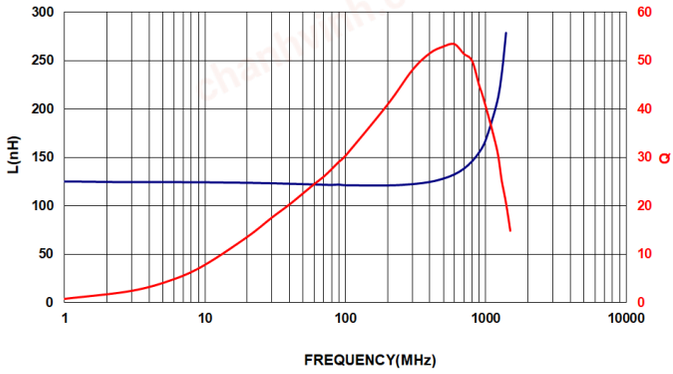

AWCM00161008R13□00

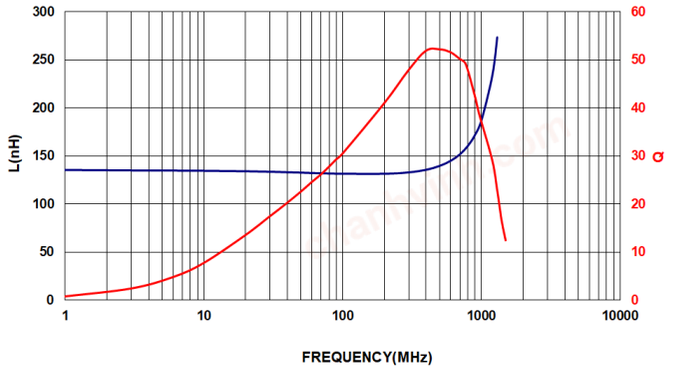

AWCM00161008R15□00

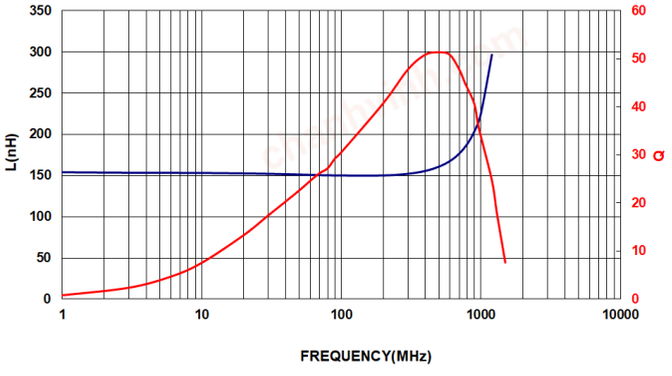

AWCM00161008R16□00

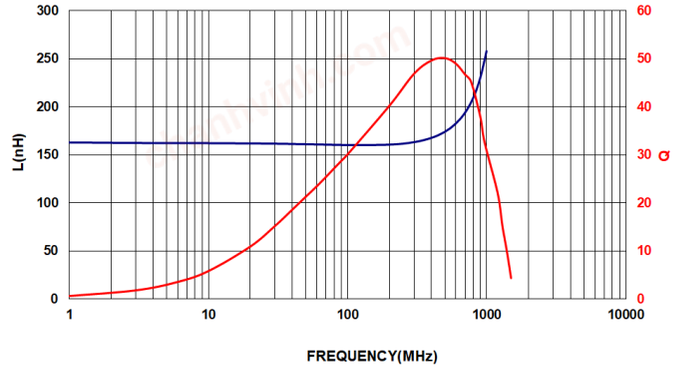

AWCM00161008R18□00

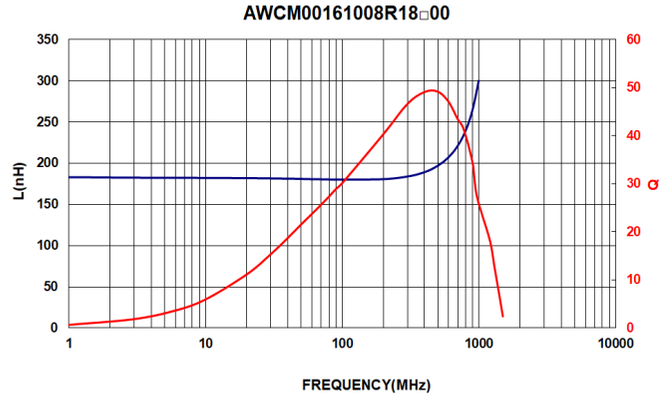

AWCM00161008R20□00

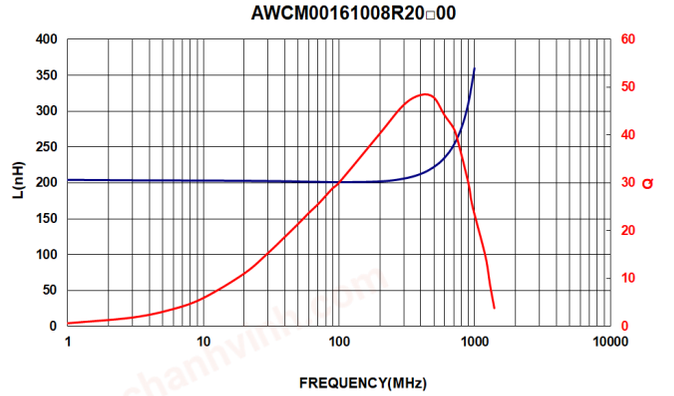

AWCM00161008R22□00

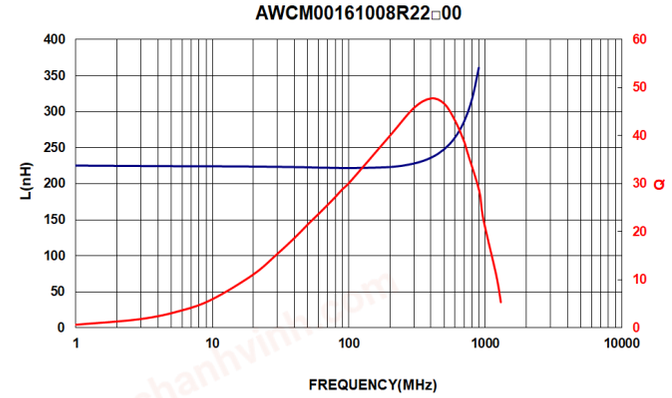

AWCM00161008R27□00

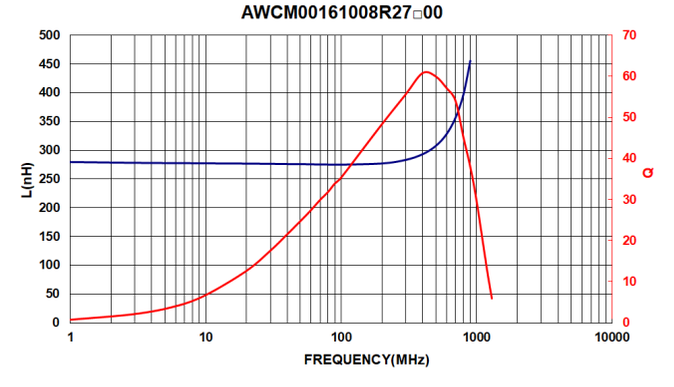

chanhvinh.com

AWCM00161008 Series Specification

AEC-Q200

AWCM00161008R33□00

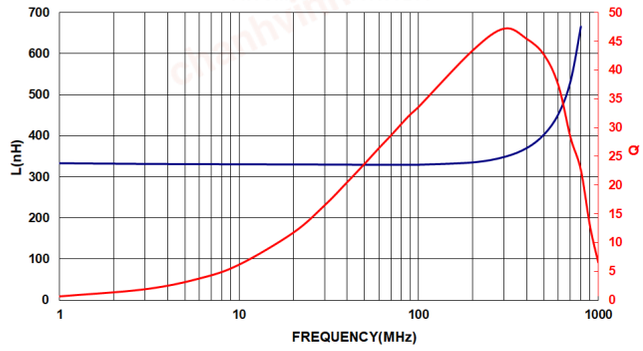

AWCM00161008R39□00

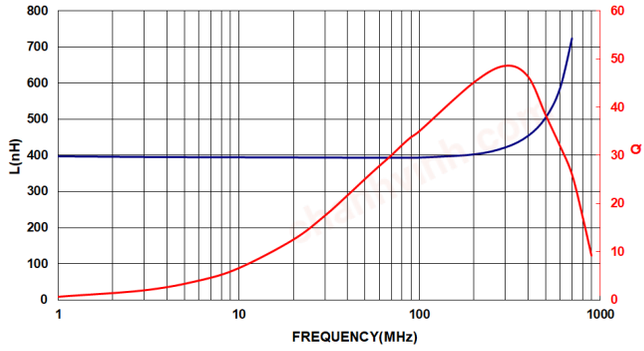

AWCM00161008R47□00

