chanhvinh.com

NetKey® Category 6A Punchdown Jack Module

PANDUIT®
SPECIFICATION SHEET

SPECIFICATIONS

Category 6A/Class E_A, 8-position keystone jack module shall terminate unshielded twisted 4-pair, 22 – 26 AWG, 100 ohm cable. Punchdown tool properly terminates each conductor for optimum performance. Universal label is color-coded T568A and T568B wiring schemes.



TECHNICAL INFORMATION

Category 6A/Class E_A channel and component performance:	Exceeds ANSI/TIA-568.2-D Category 6A and ISO 11801 Class E_A channel requirements at swept frequencies up to 500 MHz Exceeds ANSI/TIA-568.2-D Category 6A and ISO 11801 Class E_A standards at swept frequencies up to 500 MHz
FCC and ANSI compliance:	Meets ANSI/TIA-1096-A; contacts plated with 50 microinches of gold for superior performance
IEC compliance:	Meets IEC 60603-7 and IEC 60512-99-002
PoE and PoH compliance:	Meets IEEE 802.3af/802.3at and 802.3bt type 3 and type 4. Supports Power over HDBaseT up to 100 watts.
c(UL)us Listed:	UL 1863 (Use as communications circuit accessory); CSA standard C22.2 UL 2043 (Suitable for use in air-handling spaces)
Operating temperature:	14°F to 167°F (-10°C to 75°C)
RoHS compliance:	Compliant

KEY FEATURES AND BENEFITS

100% Performance tested:	Confidence that each jack module delivers specified performance
110 style punchdown termination:	Utilizes industry standard termination style and includes wire retention cap
Modular:	Universal keystone jack modules snap in and out of all NetKey Faceplates, Modular Patch Panels, and Surface Mount Boxes for fast moves, adds, and changes
Alien crosstalk suppression:	Innovative MaTriX split foil technology provides superior alien crosstalk performance enabling high density applications
Individually serialized:	Marked with quality control number for future traceability
Bulk packaging (optional)	25 jacks packaged in one easy to open container, eliminating the time to open each individual package and reducing on-site waste; ideal for high volume installations

APPLICATIONS

NetKey Category 6A Punchdown Jack Modules provide a cost effective medium for ensuring that network bandwidth needs are easily met today and tomorrow. The NetKey Solution helps organizations efficiently and reliably meet data transmission needs. With certified performance to ISO 11801 and ANSI/TIA-568.2-D Category 6A component standards, this system will support high bandwidth applications such as those required by education, healthcare, finance, and banking.

NetKey Category 6A Jack Module	
Module:	NK6X88M*
Bulk pack of 25 jack modules:	NK6X88M*-Q
Termination and Cable Prep Tools	
Punchdown tool:	PDT110‡
Punchdown base:	NKSPB
JackRapid+ Termination Tool:	JR-PAN-2‡‡
Cable snipping tool:	CWST
Cable stripping tool:	CJAST
Replacement retention cap:	DRWCIW-24

*Colors: IW (Off White), EI (Electric Ivory), IG (Int'l Gray), WH (White), BL (Black), OR (Orange), RD (Red), BU (Blue), GR (Green), YL (Yellow), AW (Artic White), or VL (Violet)

-Q indicates bulk packages of 25 pieces per package to reduce single-use plastic

-24 indicates bulk packages of 24 pieces per package to reduce single-use plastic

‡Terminates the NetKey Keystone Punchdown Jack Module and NetKey Patch Panel

‡‡Terminates the NetKey Keystone Punchdown Jack Module

Fluke JackRapid+ Termination Tool available through distribution

To locate the local office, visit **www.flukenetworks.com/contact**

TAA Compliant

All listed part numbers are compliant with the U.S. Trade Agreements Act (TAA) for purchases shipped to customers in the United States.

chanhvinh.com

NetKey® Category 6A Punchdown Jack Module

TEST RESULTS

Mechanical Test	Test Method	Measurement	Typical Test Results
Normal Force	ANSI/TIA-1096-A	Load (grams)	>100
Vibration	IEC 512-6d	Circuit Resistance (mOhms)	<40
Shock	IEC 512-6c	Contact Disturbance (microseconds)	<5
Durability	IEC 512-9a	Circuit Resistance (mOhms)	<40
Mating/Unmating	IEC 512-13b	Mating Force (N)	<20
		Un-mating Force (N)	
Termination Cycles	IEC 352	Number of Cycles	>20
Mating Cycles	IEC 60603-7	Number of Plug Insertions	>2500

Electrical Test	Test Method	Measurement	Typical Test Results
Low Level Circuit Resistance	IEC 512-2a	Resistance (mOhms)	<20
Dielectric Withstand Voltage	IEC 512-4a	1000 VAC, 1 minute	Passed
Insulation Resistance	IEC 512-3a	Resistance (MOhms)	>500

Environmental Test	Test Method	Measurement	Typical Test Results
Temperature Life	IEC 512-9b	Circuit Resistance (mOhms)	<40
Humidity	IEC 512-11c		
Thermal Shock	IEC 512-11d		
Climatic Sequence	IEC 512-11a		
Flowing Mixed Gas Corrosion	IEC 512-11g		

ENGINEERING DRAWINGS

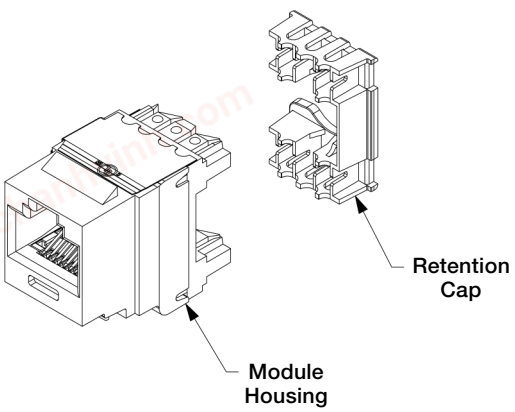

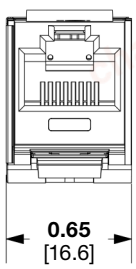

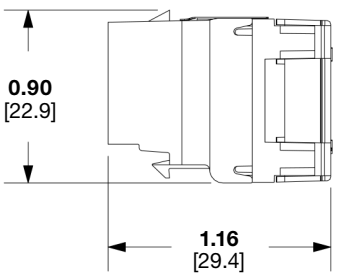

Dimensions are in inches. [Dimensions in brackets are metric].

WORLDWIDE SUBSIDIARIES AND SALES OFFICES

PANDUIT US/CANADA
Phone: 800.777.3300

PANDUIT EUROPE LTD.
London, UK
Phone: 44.20.8601.7200

PANDUIT SINGAPORE PTE. LTD.
Republic of Singapore
Phone: 65.6305.7575

PANDUIT JAPAN
Tokyo, Japan
Phone: 81.3.6863.6000

PANDUIT LATIN AMERICA
Guadalajara, Mexico
Phone: 52.33.3777.6000

PANDUIT AUSTRALIA PTY. LTD.
Victoria, Australia
Phone: 61.3.9794.9020

For a copy of Panduit product warranties, log on to www.panduit.com/warranty

For more information
Visit us at www.panduit.com
Contact Customer Service by email: cs@panduit.com
or by phone: 800.777.3300

© 2024 Panduit Corp.
ALL RIGHTS RESERVED.
COSP598-WW-ENG
7/2024