chanhvinh.com

THIS COPY IS PROVIDED ON A RESTRICTED BASIS AND IS NOT TO BE USED IN ANY WAY DETRIMENTAL TO THE INTERESTS OF PANDUIT CORP.

PART NUMBER	PANEL THICKNESS	MAX. BUNDLE DIAMETER	DIMENSIONS - IN (mm)					WEIGHT - g
			A	B	C REF	D REF	E	100 PIECES
CMEA12-2S	.028-.118 (.7mm-3mm)	1.88 (47.8mm)	.62 (15.7mm)	.55 (14.0mm)	.37 (9.4mm)	7.4 (188mm)	.48 (12.2mm)	282
CMEB12-2S			.48 (12.2mm)	.55 (14.0mm)	.47 (11.9mm)		N/A	272
CMSA12-2S								
CMSB12-2S								
CMEA12-B2S		2.00 (51mm)	.62 (15.7mm)	.55 (14.0mm)	.37 (9.4mm)	8.0 (203mm)	.48 (12.2mm)	263
CMEB12-B2S			.48 (12.2mm)	.55 (14.0mm)	.47 (11.9mm)		N/A	253
CMSA12-B2S								
CMSB12-B2S								
CMEA24-2S	.118-.236 (3mm-6mm)	1.88 (47.8mm)	.67 (17.0mm)	.58 (14.7mm)	.54 (13.7mm)	7.4 (188mm)	.52 (13.2mm)	331
CMEB24-2S			.52 (13.2mm)	.58 (14.7mm)	.63 (16.0)		N/A	321
CMSA24-2S								
CMSB24-2S								
CMEA24-B2S		2.00 (51mm)	.67 (17.0mm)	.58 (14.7mm)	.54 (13.7mm)	8.0 (203mm)	.52 (13.2mm)	312
CMEB24-B2S			.52 (13.2mm)	.58 (14.7mm)	.63 (16.0)		N/A	302
CMSA24-B2S								
CMSB24-B2S								

NOTES:
1. MATERIAL:
   a. CABLE TIE: HEAT STABILIZED WEATHER RESISTANT NYLON 6.6 (-300)
   b. EDGE CLIP (-300)
      i. MOLDED BODY: HEAT STABILIZED WEATHER RESISTANT NYLON 6.6
      ii. METAL CLIP: STEEL, ZINC PLATED.
2. PRE-ASSEMBLED CABLE TIE IS PLT2S OR BT2S (SEE TABLE FOR PART NUMBER ASSIGNMENT).
   a. "2S" = PLT2S CABLE TIE; INSIDE SERRATED TIE; 50 LBS (222N) MIN. LOOP TENSILE STRENGTH.
   b. "B2S" = BT2S CABLE TIE; BARB TIE, NO SERRATIONS; 50 LBS (222N)
   c. FOR ORIENTATION, SEE IMAGES BELOW.
3. NO INSTALLATION TOOL IS NEEDED TO AFFIX THE EDGE CLIP TO PANEL EDGE; USE PANDUIT GTS-E OR EQUIVALENT TOOL FOR TENSION AND CUT OF THE CABLE TIE.
4. REFER TO WWW.PANDUIT.COM FOR AVAILABLE SUFFIX.
5. TOLERANCES, UNLESS OTHERWISE SPECIFIED:
   .X ±.1 [2.54] .XXX ±.005 [.127]
   .XX ±.04 [1.02] ANGLES ±5°

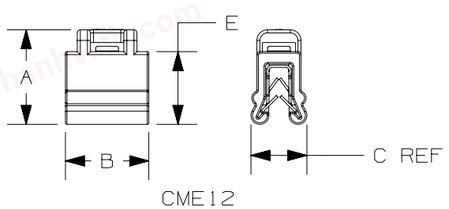

CME12

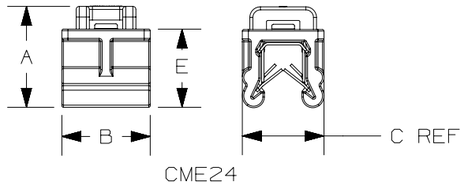

CME24

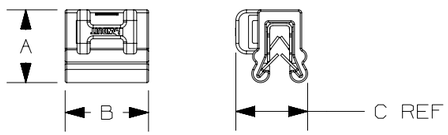

CMS12

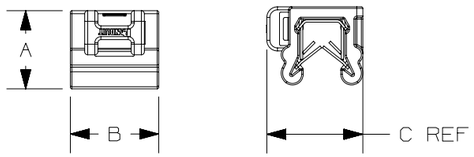

CMS24




CMEA ORIENTATION


CMEB ORIENTATION


CMSA ORIENTATION


CMSB ORIENTATION

REV	DATE	BY	CHK	APR	DESCRIPTION	ECN
01D	03-27-24	MDS	DAEI	DJSL	CHANGED TOLERANCE TO .04 [1.02] WAS .02 [.51] IN NOTE 5	084624/04
01C	08-17-23	JBN	MDS	DJSL	CHANGED TOLERANCE TO .02 [.51] WAS .01 [.25] IN NOTE 5	084624/03
01B	03-31-22	JBN	MDS	ALP	CHANGED DIMENSION "C" TO REFERENCE	084624/02
01A	02-25-22	JBN	MDS	JADE	ADDED DIMENSION "E" TO CME12 & CME24 VIEWS, DIMENSION VALUES SHOWN IN TABLE	084624/01
00A	07-13-20	JHNU	MDS	RMHI	INITIAL RELEASE	084624/00

PART NUMBER: SEE TABLE

TITLE: EDGE CLIP WITH CABLE TIE ASSEMBLY

CUSTOMER DRAWING

ITEM REVISION NAME: 01688NCD/01

DATASET FILE NAME: 01688NCD_DC/01D

THIRD ANGLE PROJECTION

MATERIAL: SEE NOTES

DRAWING NUMBER: 01688NCD-DC

DRAWN BY	DATE	CHK	SCALE	SIZE
JHNU	07-13-20	MDS	FULL, 1:2	B

SHEET 1 OF 1

B-SIZE CUSTOMER