chanhvinh.com

8SS

Sub-miniature Slide Switche



RoHS Compliant

■ Specifications

Contact specs.		Silver contacts	Gold-plated contacts
Rating	Max.	125VAC 6A 30VDC 4A	20VDC 25mA 125VAC 6A
	Min.	5VAC/DC 100mA	20mVAC/DC 1μA
Initial contact resistance		10mΩ max. (2~4VDC 1A)	20mΩ max. (200μVAC 1,5mA)
Initial dielectric strength		1,000VAC 1 minute	
Initial insulation resistance		1,000MΩ min. (500VDC)	
Electrical life		ON — ON	30,000 cycles
		ON — OFF — ON	20,000 cycles
Mechanical life		100,000 cycles	
Switch timing		−30~+85℃	
Operating temperature range		−40~+85℃	

■Part Numbering

8 SS 1 01 1 C — Z

Series Code

Contact material and plating

Code	Type
SS	Slide type

Fig.	Numberof poles
1	1 pole
2	2 poles

Fig.	Switching function
01	ON — ON
02	ON—OFF—ON

Fig.	Terminal style
1	Solder
2	PC Straight

Code	Contact material	Plating
None	Bs+Ag or Cu+Ag	Ag
C	Bs+Ag or Cu+Ag	Ni+Au

■Terminal Styles

Solder (Style : 1)	PC Straight (Style : 2)
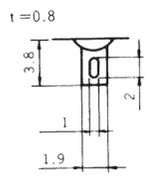	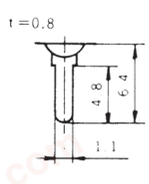

■Panel Cut—Out Dimensions

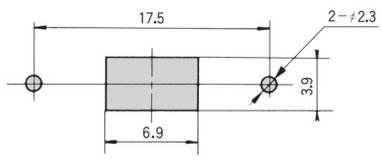

■PC Hole Layouts

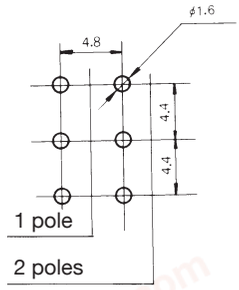

■Packaging Specifications

Plastic Bag

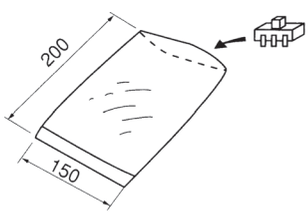

50 pcs./pack

●For **soldering specifications** and **flux cleaning**, please refer to the **Handling Precautions of the 8 series** on P. 410.

chanhvinh.com

8SS

■SPDT

Solder terminals



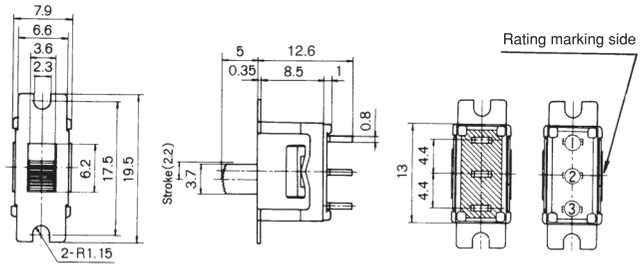

Part No. \ Switching function	Viewed from rating marking side		
	▬	▬	▬
8SS1011−Z ★8SS1011C−Z	ON	—	ON
★8SS1021−Z ★8SS1021C−Z	ON	OFF	ON
Connecting terminals	2−1	—	2−3

S/D

The terminal numbers are not shown on the switch.

■DPDT

Solder terminals



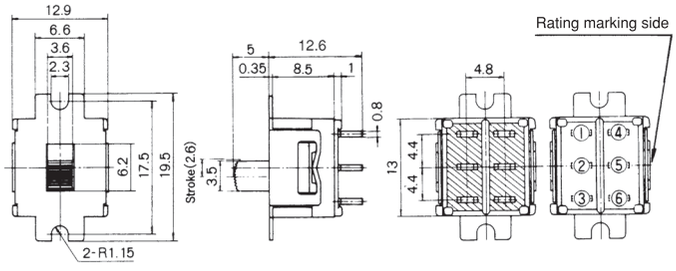

Part No. \ Switching function	Viewed from rating marking side		
	▬	▬	▬
8SS2011−Z ★8SS2011C−Z	ON	—	ON
★8SS2021−Z ★8SS2021C−Z	ON	OFF	ON
Connecting terminals	2−1 5−4	—	2−3 5−6

S/D

The terminal numbers are not shown on the switch.

■SPDT

PC Straight



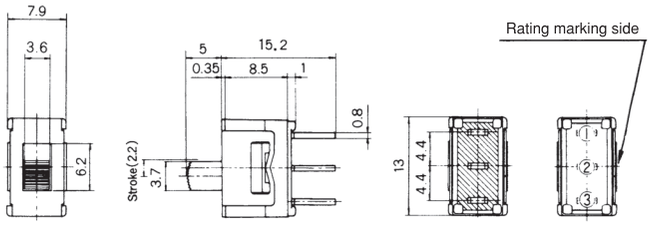

Part No. \ Switching function	Viewed from rating marking side		
	▬	▬	▬
8SS1012−Z ▲8SS1012C−Z	ON	—	ON
★8SS1022−Z ★8SS1022C−Z	ON	OFF	ON
Connecting terminals	2−1	—	2−3

P/C

The terminal numbers are not shown on the switch.

■DPDT

PC Straight



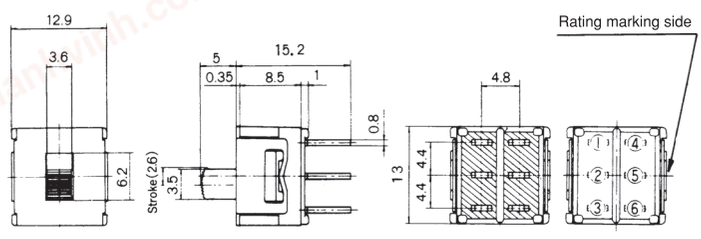

Part No. \ Switching function	Viewed from rating marking side		
	▬	▬	▬
8SS2012−Z ★8SS2012C−Z	ON	—	ON
★8SS2022−Z ★8SS2022C−Z	ON	OFF	ON
Connecting terminals	2−1 5−4	—	2−3 5−6

P/C

The terminal numbers are not shown on the switch.

★ : Made to order products.

Not all products are UL-recognized or CSA-certified. Please contact your local Nidec Copal Electronics sales representative.

chanhvinh.com

8 series

■8 Series Toggles

Poles	Switching function		(※1.)		(※2.)	
			8G	8GA	8G	8GA
1 pole	101□	ON — ON	○	○	○	○
	102□	ON — OFF — ON	○		○	
	104□	(ON) — OFF — (ON)	○		○	
	106□	ON — (ON)	○		○	
2 poles	201□	ON — ON	○	○	○	○

(※1.) **UL File No.E43275 FUJISOKU**
(※2.) **CSA File No.LR38341 FUJISOKU**

UL, CSA marked switches are available upon request.

■Precautions (8A・8B・8C・8D・8E・8F・8J・8SS)

1. Soldering Specifications

(1)Manual soldering
Device : Solder iron
①420℃ Max. 3 sec. Max.

(2)Auto soldering
②275℃ Max. 6 sec. Max.
The above-stated soldering conditions shall apply only to switches with straight terminals. Auto soldering is not possible with right-angle terminals. Switches with right-angle terminals should be soldered manually according to the conditions specified in (1) above.

(3)When soldering two or more terminals to the common land, use the solder resist to isolate the terminals.

2.Flux Cleaning

(1)Solvent : Fluorine or Alcohol type.

(2)**8A/B/C/D/E/F/J** series are not washable. To wash the PC board, clean the soldering surface of the PC board with a brush so that the switch is not exposed to the cleaning solution.

(3)Cleaning after soldering should be done after the terminal temperature falls to 90℃ or below, or after leaving the switch for five minutes or longer at room temperature.

3. Mounting

- Do not bend the terminals before mounting the switch on the PC board.
- After mounting the switch, do not place the device in such a way that the device weight will be applied on to the actuator of the switch.
- For switches with straight terminals, solder the switch on the PC board after fixing the switch on the panel with a nut.

■Packaging Specification

Perforated Plastic Bags 25 pcs./pack

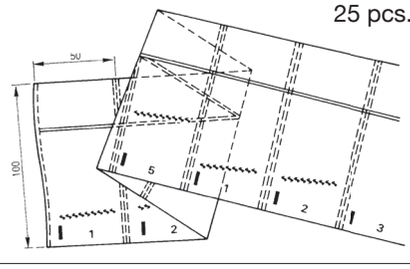

(ON) : Momentary.