chanhvinh.com

HLS

Miniature Rocker Switches

RoHS Compliant



■Features

Economical prices are achieved through out-and-out VA and silver-saving design. Contact stability and high reliability are ensured thanks to the adoption of the seesaw type sliding contact mechanism (patented) (see the figure below) and the switch are usable for a wide range of current capacity from 1 mA to 12 A. In addition, the self-extinguishing phenol resin is used for the housing material, thereby ensuring excellent insulation and surge resistance.

■Part Numbering

HLS **1** **12** **A** **12**

Series code | Number of poles | Current | Switching function | Terminal style

Series code	Actuator shape
HLS	

Fig.	Numberof poles
1	1 pole
2	2 poles
3	3 poles

Fig.	Current
08	8A
12	12A

Code		Switching function
1 pole/3 poles	2 poles	
A	K	OFF — ON
D	N	ON — ON

Fig.	Terminal styles
None	TAB:#187 (t=0.5)
12	Solder Terminal

Note : Some model names may not be registered. Please refer to the product list for this series.

■Terminal Styles

1 pole		2 poles,3poles	
TAB #187 −/Style : −	Solder Terminal 12/Style : 12	TAB #187 −/Style : −	Solder Terminal 12/Style : 12
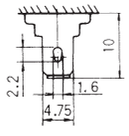	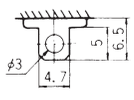	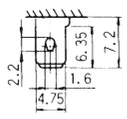	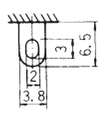
t=0.5	t=1	t=0.5	t=0.5

■Seesaw Type Sliding Mechanism (Patented)

The movable contact moves from (A) to (B) as it wipes the contact surface and, at (B) and (C), the switching feel can be obtained due to the seesaw effect on the common terminal (2). Then, the movable contact moves from (C) to (D) as it wipes the contact surface and, at the point (D), the common terminal (2) and the terminal (3) are turned ON.

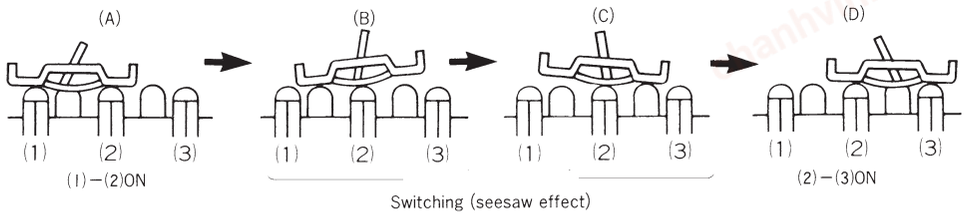

chanhvinh.com

HLS112 1 pole



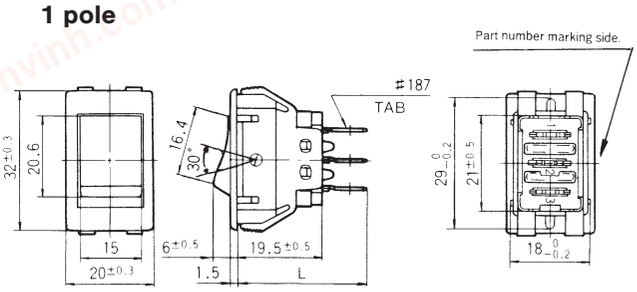

TAB:#187 Terminal

Terminal numbers are shown on the bottom of the switch.
The switching function Type "A" is without terminal number(3).

■Specifications

Rating		Initial contact resistance	Dielectric strength	Insulation resistance	Electrical life
HLS112A HLS112D	AC125 V 12 A Max. AC250 V 6 A Max.	20 mΩ Max. (DC2～4 V 1 A)	AC1500 V 1 minute	100 MΩ Min. (DC500 V)	15,000 cycles
	AC・DC6 V 1 mA Min.				

■Dimension L

Part No. \ Terminal style	TAB:#187	Solder Terminal
HLS112A■	29.5	26
HLS112D■	29.5	26

Part No. \ Switching function	Viewed from part No. marking side	
		
HLS112A■	OFF	ON
Connecting terminals	–	2–1
HLS112D■	ON	ON
Connecting terminals	2–3	2–1
HLS208K■	OFF	ON
Connecting terminals	–	2–1 5–4
HLS208N■	ON	ON
Connecting terminals	2–3 5–6	2–1 5–4

To check the Part No. marked with the ■, refer to the List of Part Numbers.

HLS208 2 poles



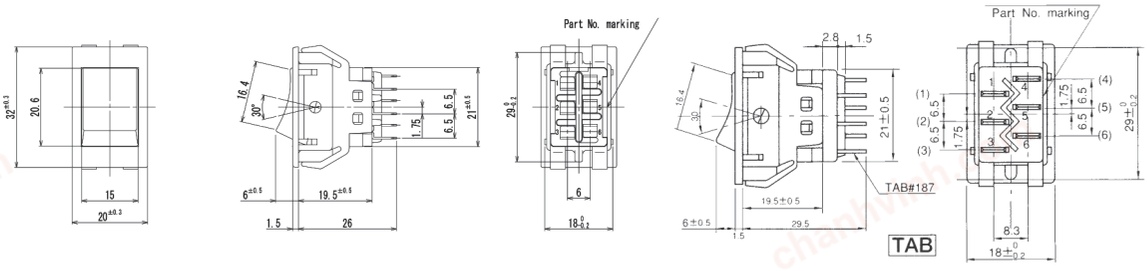

Solder Terminal

Terminal numbers are shown on the bottom of the switch.
The switching function Type "K" is without terminal numbers (3) and (6).

■Specifications

Rating		Initial contact resistance	Dielectric strength	Insulation resistance	Electrical life
HLS208K HLS208N	AC125 V 8 A Max. AC250 V 5 A Max.	20 mΩ Max. (DC2～4 V 1 A)	AC1500 V 1 minute	100 MΩ Min. (DC500 V)	10,000 cycles
	AC・DC6 V 1 mA Min.				

■Panel Cut-Out Dimension

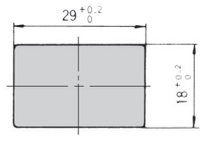

Panel thickness
: 1～3mm

■Mounting the HLS Type Button

To mount the button, insert the lower-rocker side first, and press in the other side while pressing the button with the ball of a finger. The button is not replaceable once it is mounted.

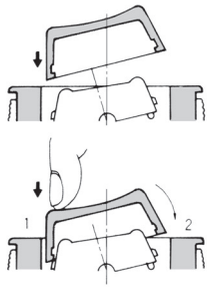

chanhvinh.com

HLS308 3 poles

Terminal numbers are shown on the bottom of the switch.



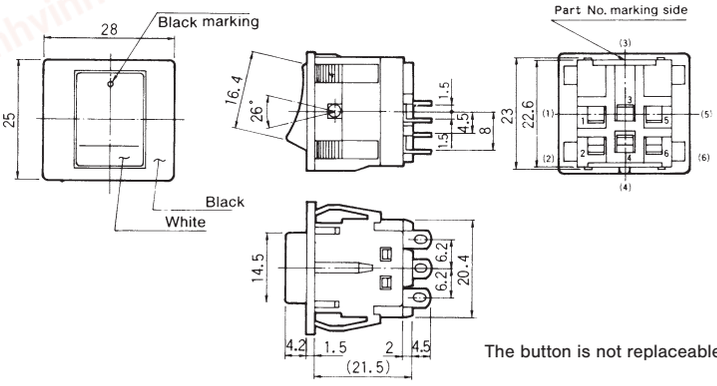

Part No.	Marking	
HLS308A12	ON	OFF
Connecting terminals	1–2 3–4 5–6	–

Solder Terminal

The button is not replaceable (Color: White).

■Specifications

Rating		Initial contact resistance	Dielectric strength	Insulation resistance	Electrical life
Maximum rating	AC125 V 8 A AC250 V 5 A	100 mΩ Max. (DC2～4 V 1 A)	AC2000 V 1 minute	100 MΩ Min. (DC500 V)	5,000 cycles
Minimum rating	AC•DC6 V 1 mA				

■Panel Cut-Out Dimensions

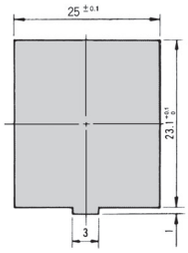

Panel thickness : 1～2 mm

■Soldering Specifications

Device : Soldering iron
420°C, Max.; 3 seconds, Max.

■Accessories (Without HLS308)

《Supplied separately》

Accessories	Standard accessories	Optional accessories		
Part name	Button	Button		
Dimensions	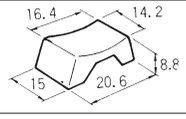	Dot marking 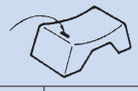 ϕ2.5×0.5 with ϕ2.5 concave		Matte finish
Button color	Part number	Button color	Dot marking	Part number
White	140000480738	White	Red	140000480874
Red	140000480628	White	Black	140000481081
Black	140000480621	—	—	—
Gray	140000480629	—	—	—
Green	140000480631	Black	White	140000480710
Blue	140000480632	Black	Red	140000480650

A Color Button is supplied with the switch. Please select from the left standard accessories.

: Optional Accessories.

■Table of Part Numbers

Switching function	TAB terminals (#187)		Solder terminals		
	1–pole	2–poles	1–pole	2–poles	3–poles
OFF – ON	**HLS112A**	**HLS208K**	☆ **HLS112A12**	**HLS208K12**	**HLS308A12**
ON – ON	**HLS112D**	**HLS208N**	★ **HLS112D12**	☆ **HLS208N12**	–

★ : Made to order products. ☆ : Semi-standard products.