chanhvinh.com

Lovato electric
ENERGY AND AUTOMATION

# HR703CA024

11-PIN Industrial relay with LED state indicator and mechanical actuator, 24VAC, 10A, 3 C/O contacts, fitting on socket HR7XS2




| | | | |
|---|---|---|---|
| Product designation | | | 11-PIN INDUSTRIAL RELAYS |
| Product type designation | | | HR704C |
| **Contact characteristics** | | | |
| Contact configuration | | | 3 C/O |
| Rated insulation voltage Ui IEC/EN | | V | 250 |
| Rated impulse withstand voltage Uimp | | kV | 6 |
| IEC Conventional free air thermal current Ith | | A | 10 |
| Rated current (In) | | A | 10 |
| Relay control voltage | | V | 24VAC |
| Rated operating power AC-1 | | VA | 2500 |
| Rated operating power AC-15 | 230 VAC | VA | 500 |
| Single-phase motor control | 230VAC | kW | 1.2 |
| Rated operating current DC-1 | 30V | A | 10 |
| Minimum switching load | | V / mA | 5 / 100 |
| Contact impedance | | mΩ | 100 |
| Contact material | | | Ag/Ni |
| **Operating times** | | | |
| Closing | | ms | <30 |
| Opening | | ms | <30 |
| **Operations** | | | |
| Mechanical life | | cycles | 5000000 |
| Electrical life AC1 | | cycles | 100000 |
| **Coil characteristics** | | | |
| Average coil consumption AC at 20°C | | VA | 3 |
| Average coil consumption DC at 20°C | | W | 1.5 |
| Operating range | Closing | % Un | 70...110 |
| | Opening | % Un | 20…55 |
| Maximum cycle frequency | | cycles/h | 3600 |
| **Mechanical features** | | | |
| Max socket terminal tightening torque | | Nm | 0.6 |
| Socket screw tightening tool (cross / flat blade) | | | PH1 / 4.5mm |
| Conductor section | | | |
| AWG/Kcmil | | | |
| | min | | 20 |
| | max | | 14 |
| IEC | | | |
| | min | mm² | 0.5 |
| | max | mm² | 2.5 |


The characteristics described in this document are subject to updates or modifications at any time. The descriptions, technical and functional information, illustrations and instructions in this brochure are purely illustrative, and are consequently not contractually binding

chanhvinh.com

Lovato electric
ENERGY AND AUTOMATION

# HR703CA024

11-PIN Industrial relay with LED state indicator and mechanical actuator, 24VAC, 10A, 3 C/O contacts, fitting on socket HR7XS2

| | | | | |
|---|---|---|---|---|
| Operating position | | | | |
| | | normal | | Any |
| Fixing | | | | On 35mm DIN rail and with screw |

## Ambient conditions

| | | | | |
|---|---|---|---|---|
| Temperature | | | | |
| | Operating temperature | | | |
| | | min | °C | -40 |
| | | max | °C | +55 |
| | Storage temperature | | | |
| | | min | °C | -40 |
| | | max | °C | +70 |

## Other features

| | |
|---|---|
| Indication | Yes |
| Mechanical contact position indicator | Yes |
| Mechanical test actuator | Yes |

## Dimensions

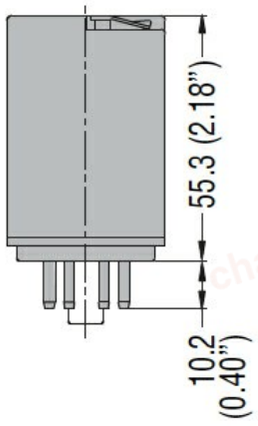


## Wiring diagrams

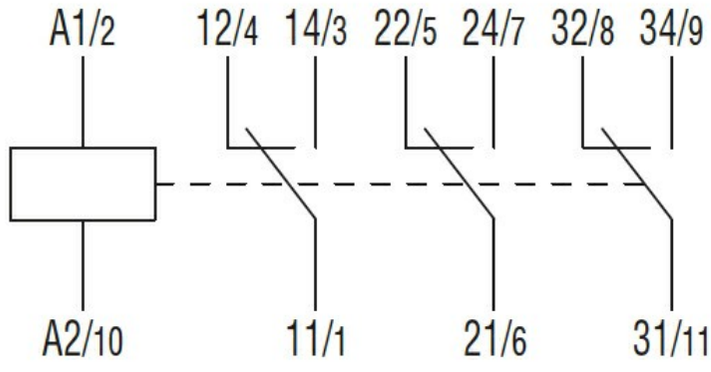


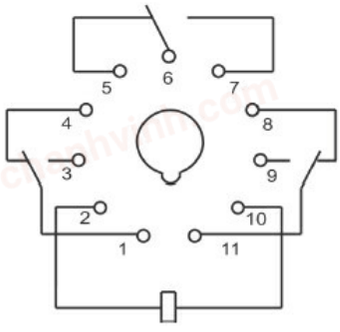



The characteristics described in this document are subject to updates or modifications at any time. The descriptions, technical and functional information, illustrations and instructions in this brochure are purely illustrative, and are consequently not contractually binding

chanhvinh.com

Lovato electric
ENERGY AND AUTOMATION

# HR703CA024

11-PIN Industrial relay with LED state indicator and mechanical actuator, 24VAC, 10A, 3 C/O contacts, fitting on socket HR7XS2

## Certifications and compliance

| | |
|---|---|
| Compliance | |
| | IEC/EN 61810 |
| Certificates | |
| | CSA |
| | cURus |
| | EAC |

## ETIM classification

| | |
|---|---|
| ETIM 8.0 | EC001437 - Switching relay |


The characteristics described in this document are subject to updates or modifications at any time. The descriptions, technical and functional information, illustrations and instructions in this brochure are purely illustrative, and are consequently not contractually binding