chanhvinh.com

Kingbright

SURFACE MOUNT DISPLAY

Part Number: KCSA56-105 Hyper Red

Features

- 0.56 inch digit height.
- Low current operation.
- Excellent character appearance.
- Mechanically rugged.
- Gray face,white segment.
- Package: 400pcs/ reel.
- Moisture sensitivity level : level 2a.
- RoHS compliant.

Description

The Hyper Red source color devices are made with Al-GaInP on GaAs substrate Light Emitting Diode.

Package Dimensions& Internal Circuit Diagram

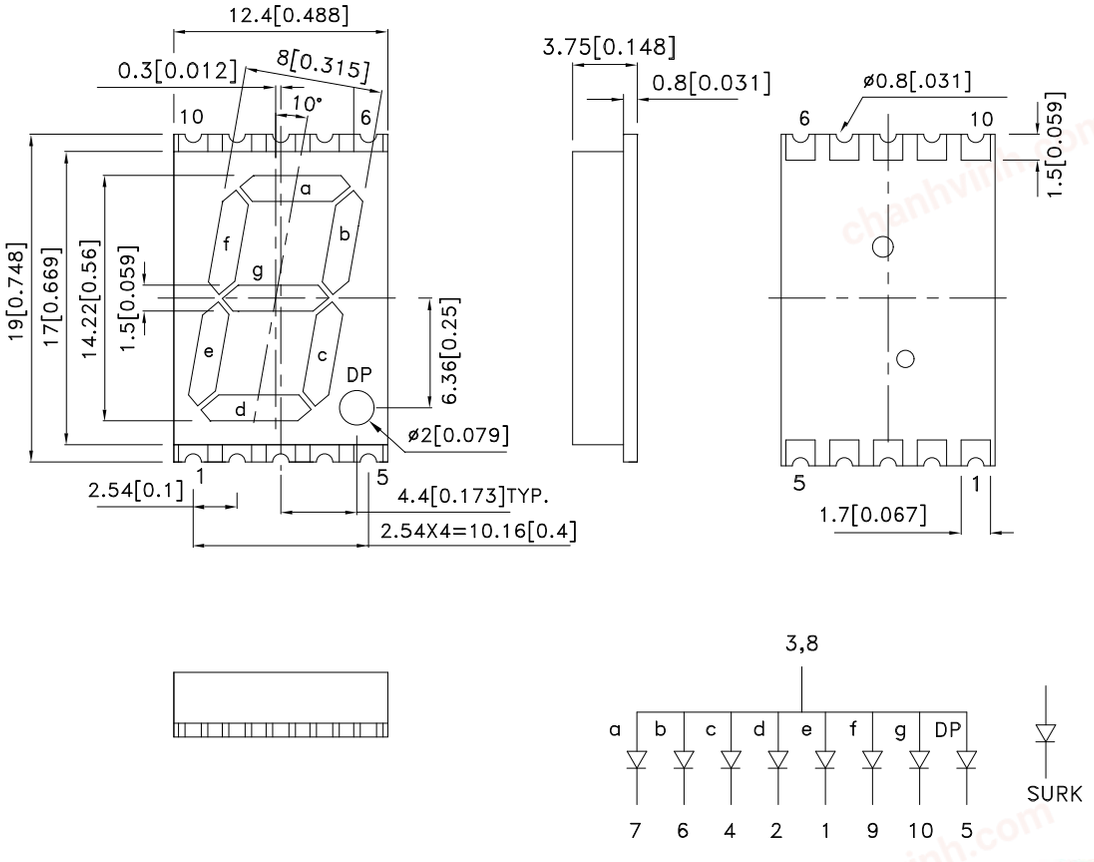

Notes:
1. All dimensions are in millimeters (inches), Tolerance is ±0.25(0.01")unless otherwise noted.
2. The specifications, characteristics and technical data described in the datasheet are subject to change without prior notice.
3. The gap between the reflector and PCB shall not exceed 0.25mm.

chanhvinh.com

Kingbright

Selection Guide

Part No.	Dice	Lens Type	Iv (ucd) [1] @ 10mA		Description
			Min.	Typ.	
KCSA56-105	Hyper Red (AlGaInP)	WHITE DIFFUSED	18000	44000	Common Anode,Rt. Hand Decimal.

Note:
1. Luminous intensity/ luminous Flux: +/-15%.

Electrical / Optical Characteristics at TA=25°C

Symbol	Parameter	Device	Typ.	Max.	Units	Test Conditions
λpeak	Peak Wavelength	Hyper Red	650		nm	I_F=20mA
λD [1]	Dominant Wavelength	Hyper Red	630		nm	I_F=20mA
Δλ1/2	Spectral Line Half-width	Hyper Red	28		nm	I_F=20mA
C	Capacitance	Hyper Red	35		pF	V_F=0V;f=1MHz
V_F [2]	Forward Voltage	Hyper Red	1.95	2.5	V	I_F=20mA
I_R	Reverse Current	Hyper Red		10	uA	V_R=5V

Notes:
1.Wavelength: +/-1nm.
2. Forward Voltage: +/-0.1V.

Absolute Maximum Ratings at TA=25°C

Parameter	Hyper Red	Units
Power dissipation	75	mW
DC Forward Current	30	mA
Peak Forward Current [1]	185	mA
Reverse Voltage	5	V
Operating / Storage Temperature	-40°C To +85°C	

Note:
1. 1/10 Duty Cycle, 0.1ms Pulse Width.

chanhvinh.com

Kingbright

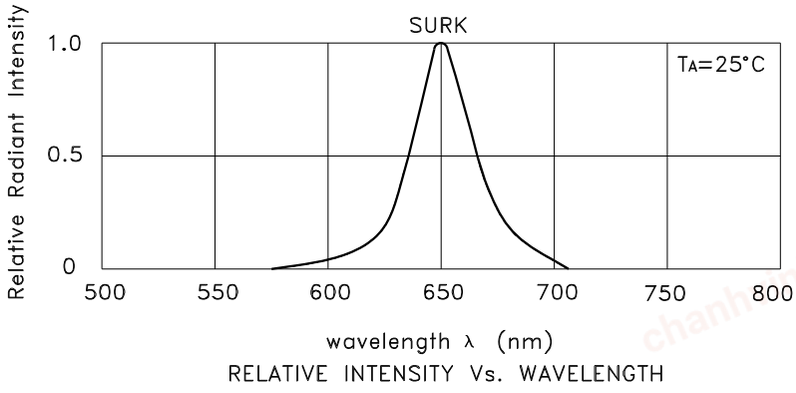

RELATIVE INTENSITY Vs. WAVELENGTH

Hyper Red **KCSA56-105**

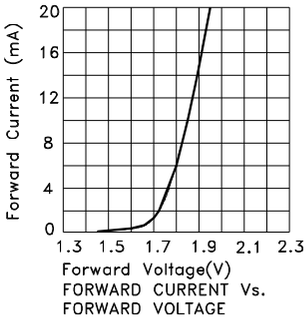

FORWARD CURRENT Vs.
FORWARD VOLTAGE

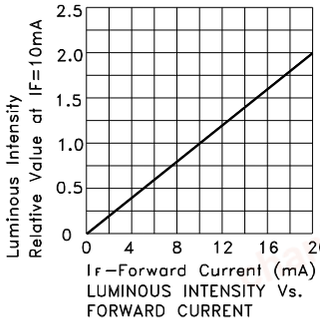

LUMINOUS INTENSITY Vs.
FORWARD CURRENT

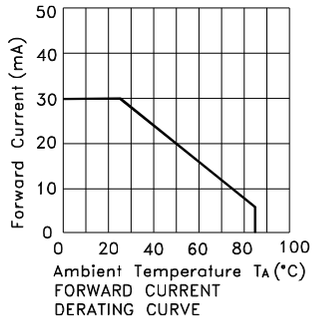

FORWARD CURRENT
DERATING CURVE

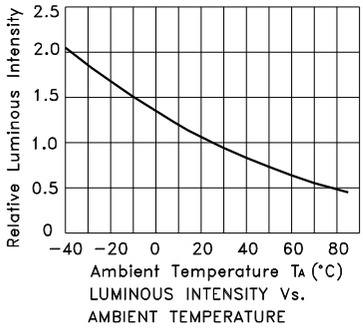

LUMINOUS INTENSITY Vs.
AMBIENT TEMPERATURE

chanhvinh.com

Kingbright

KCSA56-105

Reflow Soldering Profile For Lead-free SMT Process.

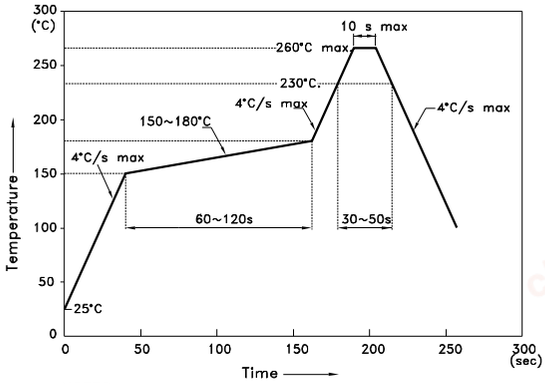

NOTES:
1. We recommend the reflow temperature 245°C(+/−5°C).The maximum soldering temperature should be limited to 260°C.
2. Don't cause stress to the epoxy resin while it is exposed to high temperature.
3. Number of reflow process shall be 2 times or less.

Recommended Soldering Pattern
(Units : mm; Tolerance: ± 0.15)

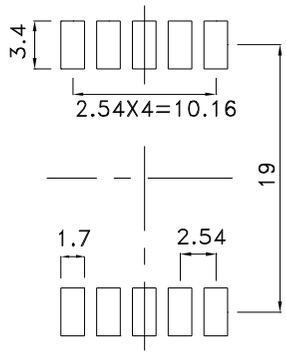

Reel Dimension

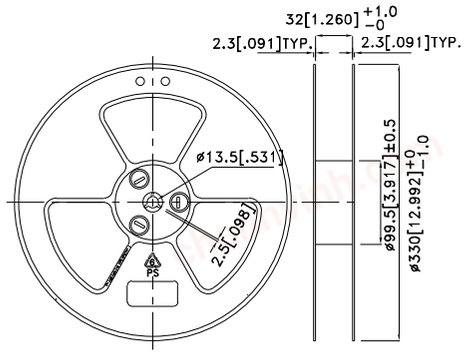

Tape Specifications
(Units : mm)

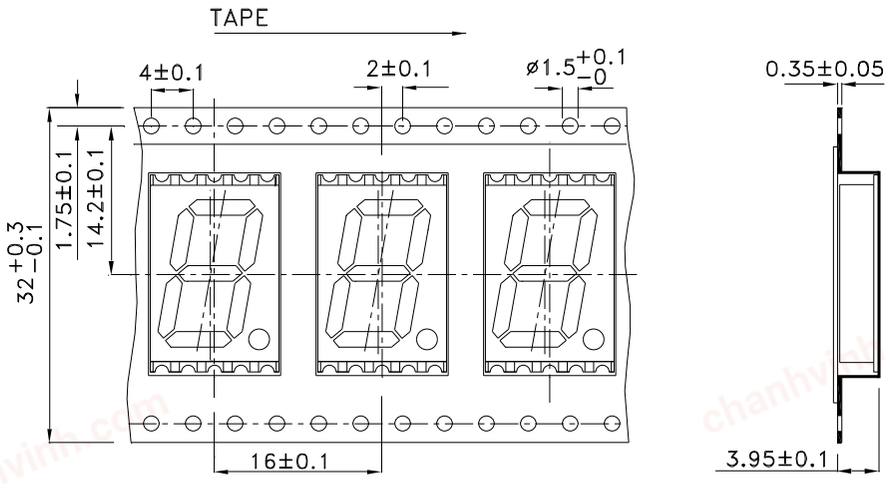

chanhvinh.com

Kingbright

PACKING & LABEL SPECIFICATIONS **KCSA56-105**

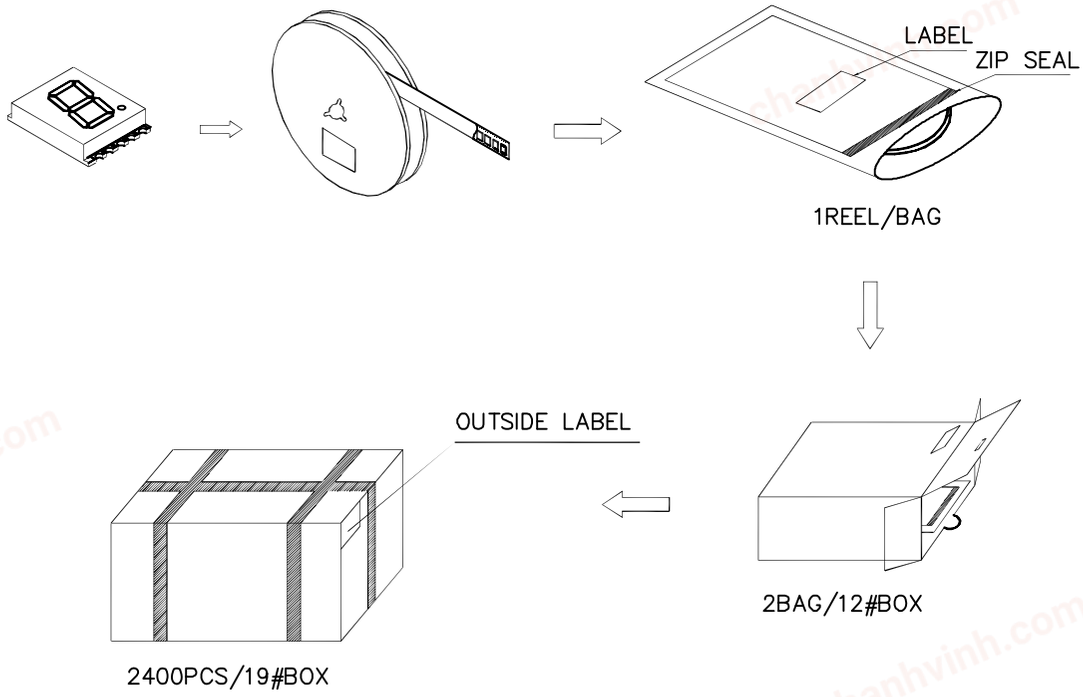

Inside Label Paste On The Tape

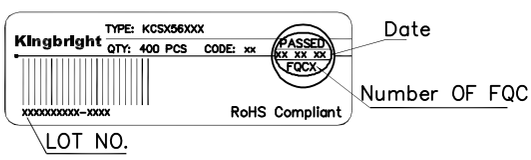

Outside Label Paste On The Bag

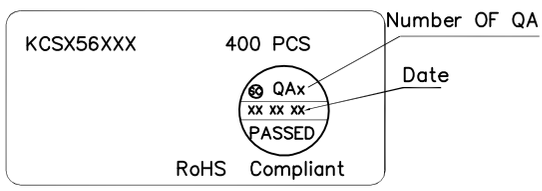

Outside Label Paste On The 19#Box

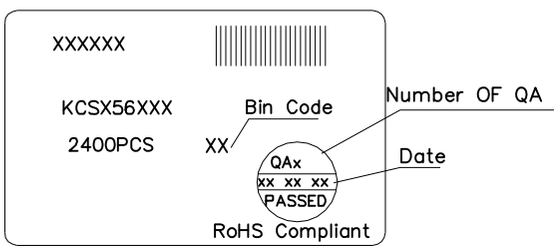

Outside Label Paste On The 12#Box

