chanhvinh.com

HellermannTyton



More space for efficient electrical panel building

Cable management solutions made by HellermannTyton



chanhvinh.com

Speed up your projects.
With our cable management solutions.



Development and production expertise

Time is money, especially when engineering control panels.
For many years we have been focusing on fast and easy installation, one of the reasons our experience is so crucial in this area.
Our cable ducts and cable protection systems are designed on an industry-specific basis with maximum practical feasibility.
Tested in a variety of industries for decades, we offer tailor-made solutions for panel building.

Perfect solutions for your cable needs.



03/2017 031-93468
BRO Panel Builder

chanhvinh.com

HellermannTyton



Are you looking for a specific solution?
Call your field sales representative or
our hotline **+49 4122 701-0**

03/2017 031-93468
BRO Panel Builder

chanhvinh.com

Innovative space safers for professionals.



Cable Protection Systems
Page 8

Identification Systems
Page 35

Cable Ties and Fixings
Page 57

Insulation
Page 79

03/2017 031-93468
BRO Panel Builder

chanhvinh.com

HellermannTyton



032017_03-93468
PMO Panel Builder

chanhvinh.com

Don‘t struggle over every cubic centimetre.

Save space with our products.



03/2017 031-93468
BRO Panel Builder

chanhvinh.com

HellermannTyton

Working efficiently in the tightest of spaces and implementing powerful designs – it's not rocket science, it's working smart. Working with the cable management system from HellermannTyton creates great new opportunities for your daily routine. Our product solutions are thought through in every detail.

Whether with our special wiring ducts and retainers which guarantee convenient installation or with our easy-to-use labelling systems: we simplify panel building.

Cable protection

1 **HelaDuct HTWD-PN:** Wiring ducts for cables with small diameters. Remove the fins safely and easily using the perforated breakage points. Particularly narrow ribs and slots. **See page 10**

2 **HelaDuct HTWD-PW:**
Wiring ducts for cables with larger diameters. **See page 12**

3 **HelaDuct Flex:**
Flexible cable harnesses for clarity in line management, even at step inclines. **See page 22**

4 **Helawrap HWPP:**
The ideal solution for bundling and protecting cables and lines. **See page 28**

Labelling systems

5 **Helatag 1209:** Resistant labelling with excellent protection against humidity and mechanical abrasion thanks to protective laminate. **See page 38**

6 **WIC:** Fast and easy labelling.
Also suitable for retrofitting. **See page 43**

7 **IT cable ties:**
For easily combined labelling and bundling. **See page 46**

8 **Panel labels:** Low-cost alternative to engraved plastic signs.
No additional sign holder necessary and easy to print on site. **See page 53**

Cable tie and fixing systems

9 **Q series:** Cable tie system with open tie head offers more than 25 % faster connection with its ease of use. **See page 62**

10 **T50R0SFT6 cable ties:** Teeth are placed on the outside, protecting the bundled product, christmas tree fastener enables variable attachment (sheet thickness). **See page 65**

11 **SolidTack:** Mount with very high adhesive strength – even on low energy surface materials. **See page 70**

Insulating products

12 **HIS-3:** For effective insulation and colour-coding. **See page 80**

For more information on panel building visit www.HellermannTyton.com/Panel-Building

03/2017 031-93468
BRO Panel Builder

chanhvinh.com

Wiring ducts
Optimum protection for cables and installers

The HTWD-PW wiring ducts are used in panels and switching stations and are very well suited for cables with small cross sections.

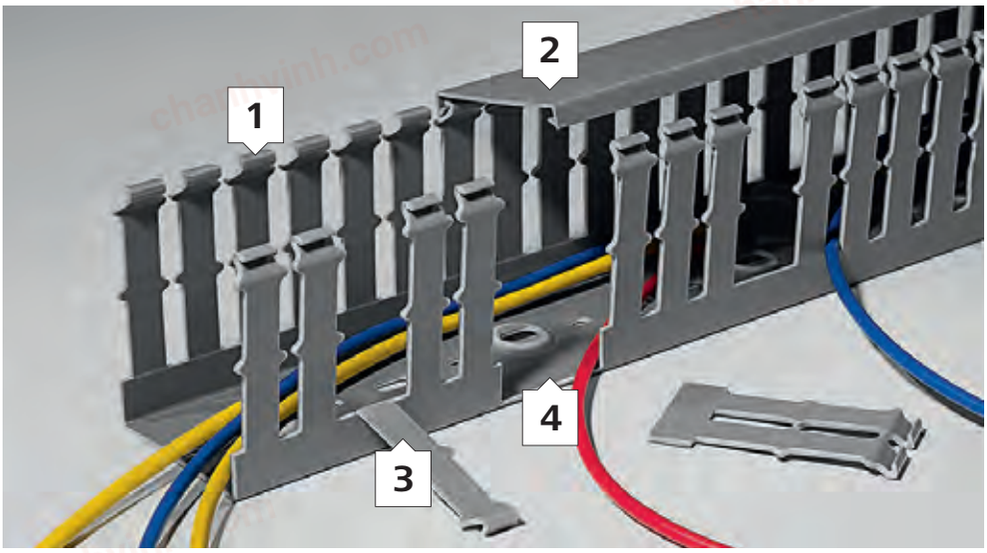

1 The smooth, burr-free edges protect both the installer and the cables.

2 The cover is firmly in place, even under challenging conditions such as vertical installation and vibration. Flush cover on the side for optimum use of space. The wiring ducts must therefore also be mounted close to the cover.

3 Burr-free removal of ribs using perforated break points.

4 Wall segments can also be removed burr-free using perforated break points.

Wiring Ducts

Rigid PVC Wiring Ducts		
HelaDuct HTWD-PN for small-diameter wires		11
HelaDuct HTWD-PW for large-diameter wires		13
HelaDuct HTWD-PD DIN-sizes		15
Halogen-Free Wiring Ducts		
HelaDuct HTWD-HF		17
Rigid PVC Wiring Ducts		
HelaDuct HTWD-PC	with circular knockouts for conduits and heavy cables	18
Rigid PVC Wiring Duct Covers		
HelaDuct HTWD-PCOVM covers	for metric-size wiring ducts	19
HelaDuct HTWD-PCOVD covers	for DIN-size wiring ducts	19
Blue PVC Wiring Ducts		
HelaDuct HTWD-PWB Wiring Ducts	for intrinsically safe wiring	21
Flexible Cable Support		
HelaDuct HTWD-Flex	screwable	22
	adhesive	22
Wiring Ducts Accessories		
For mounting prior to wiring	HelaDuct HTWD-BWR Wire Retainers	23
For mounting to duct fingers	HelaDuct HTWD-NFWR and HTWD-WFWR Wire Retainers	24
For fastening components to base of ducts	HelaDuct HTWD-CTH and HTWD-TL Mounts	25
For installing wiring ducts into fixing holes	HelaDuct HTWD-R4 and HTWD-R6 Rivets	26
For inserting R4 and R6 rivets	HelaDuct HTWD-RT4 and HTWD-RT6 Rivet Tools	26
For mounting ducts to DIN rails	HelaDuct HTWD-RB Rail Mounting Blocks	27

03/2017 031-93468
BRO Panel Builder

chanhvinh.com

Cable Protection Systems



Protective Tubing and Spiral Binding

Helawrap Cable Cover and Accessories	
HWPP in polypropylene	28
Spiral Binding	
SBPE standard polyethylene	29
SBPEFR polyethylene, flame-retardant	30

Protective Sleeves

Expandable Braided Sleeves	
HEGPX high-expansion polyester	31

Spiral-Reinforced Conduit Systems

FlexiGuard Conduits and Fittings	
FG PVC conduit, steel wire spiral-reinforced	32
FG IP54 fitting, swivel thread	33
FG IP54 fitting with mounting bracket	34

03/2017 031-93468
BRO Panel Builder

chanhvinh.com

Rigid PVC Wiring Ducts

HelaDuct HTWD-PN for small-diameter wires

T1E wiring ducts are used in control panels, switching systems, and especially electronic control systems.

Features and Benefits

- Narrow slots suitable for small-diameter wires
- Smooth, burr-free edges protect installers from injury and wires from damage
- Fingers can be removed with no sharp edges at pre-notched snap-off points
- Further pre-notched snap-off point at base of sidewall allow cutting out and removing sections of sidewall with no sharp edges
- Raised mounting points for easily and securely fastening wire retainers and other accessores prior to cabling
- Wire retainers and accessories leave no protruding parts below surface of duct
- Duct covers are easy to mount and remove, yet hold securely even in a vertical position and under vibration
- Cover is flush with side of duct, allowing for tight, contiguous placement of ducts
- Additional retainer nub on fingers on ducts height 80 and above to prevent cables from slipping
- Base perforation according to DIN EN 50085



HTWD-PN wiring ducts with narrow fingers and slots for small-diameter wires.

MATERIAL	Polyvinylchloride (PVC)
Colour	Grey (GY)
Length (L)	2 m
Operating Temperature	-5 °C to +65 °C
Flammability	UL 94 V0

RoHS

Punching acc. DIN EN 50085 wiring ducts HTWD-PN

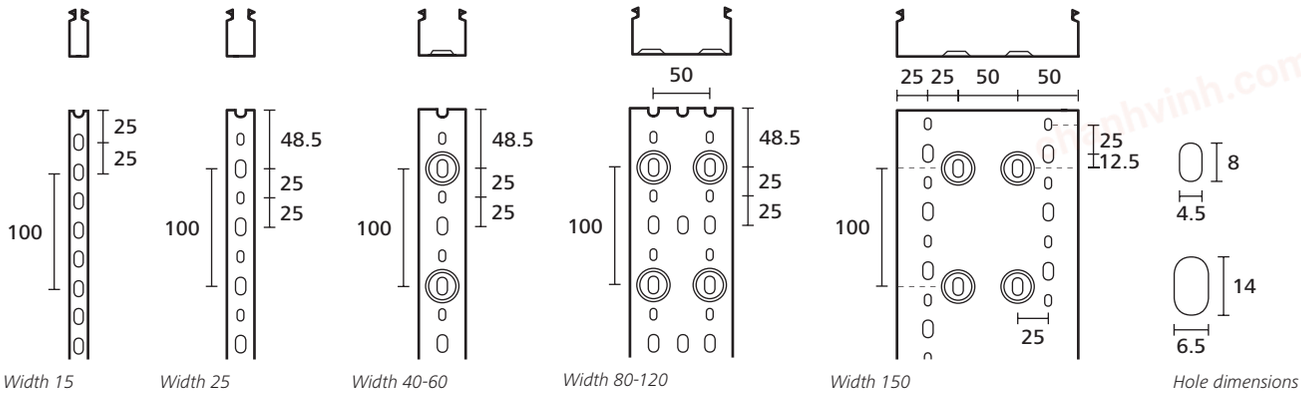

Width 15 *Width 25* *Width 40-60* *Width 80-120* *Width 150* *Hole dimensions*

Please note! Not all products listed on this page may have this approval. Please check our website for latest approvals.

03/2017 031-93468
BRO Panel Builder

chanhvinh.com

Rigid PVC Wiring Ducts

HelaDuct HTWD-PN for small-diameter wires

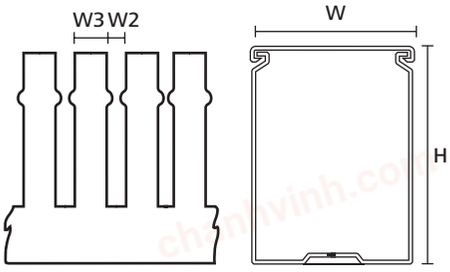

Wiring duct HTWD-PN

TYPE	Width (W)	Height (H)	Width (W2)	Width (W3)	Pack Cont.	Article-No.
HTWD-PN-25X40	25	40	4	6	72 m	184-10068
HTWD-PN-25X60	25	60	4	6	48 m	184-10138
HTWD-PN-25X80	25	80	4	6	48 m	184-10198
HTWD-PN-40X40	40	40	4	6	40 m	184-10078
HTWD-PN-40X60	40	60	4	6	36 m	184-10148
HTWD-PN-40X80	40	80	4	6	32 m	184-10208
HTWD-PN-40X100	40	100	4	6	16 m	184-10258
HTWD-PN-60X40	60	40	4	6	24 m	184-10088
HTWD-PN-60X60	60	60	4	6	24 m	184-10158
HTWD-PN-60X80	60	80	4	6	24 m	184-10218
HTWD-PN-60X100	60	100	4	6	8 m	184-10268
HTWD-PN-80X40	80	40	4	6	24 m	184-10098
HTWD-PN-80X60	80	60	4	6	24 m	184-10168
HTWD-PN-80X80	80	80	4	6	24 m	184-10228
HTWD-PN-80X100	80	100	4	6	8 m	184-10329
HTWD-PN-100X40	100	40	4	6	16 m	184-10108
HTWD-PN-100X60	100	60	4	6	16 m	184-10178
HTWD-PN-100X80	100	80	4	6	16 m	184-10238
HTWD-PN-100X100	100	100	4	6	8 m	184-10278
HTWD-PN-120X60	120	60	4	6	16 m	184-10188
HTWD-PN-120X80	120	80	4	6	16 m	184-10248

All dimensions in mm. Subject to technical changes.
Minimum Order Quantity (MOQ) may differ from package content.

03/2017 031-93468
BRO Panel Builder

c UL us

Please note! Not all products listed on this page may have this approval. Please check our website for latest approvals.

chanhvinh.com

Rigid PVC Wiring Ducts

HelaDuct HTWD-PW for large-diameter wires

T1 wiring ducts are used in control panels and switching systems, particularly for wires with large diameters.

Features and Benefits

- Wide slots suitable for large-diameter wires
- Wide fingers provide additional wire support
- Smooth, burr-free edges protect installers from injury and wires from damage
- Fingers can be removed with no sharp edges at pre-notched snap-off points
- Further pre-notched snap-off point at base of sidewall allow cutting out and removing sections of sidewall with no sharp edges
- Raised mounting points for easily, quickly and securely fastening wire retainers and other accessories prior to cabling
- Wire retainers and accessories leave no protruding parts below surface of duct
- Duct covers are easy to mount and remove, yet hold securely even in a vertical position and under vibration
- Cover is flush with side of duct, allowing for tight, contiguous placement of ducts
- Additional retainer nub on fingers on ducts height 80 and above to prevent cables from slipping
- Base perforation according to DIN EN 50085



HTWD-PW wiring ducts with wide fingers and slots for large-diameter wires.

MATERIAL	Polyvinylchloride (PVC)
Colour	Grey (GY)
Length (L)	2 m
Operating Temperature	-5 °C to +65 °C
Flammability	UL 94 V0

RoHS

Punching acc. DIN EN 50085 wiring ducts HTWD-PW

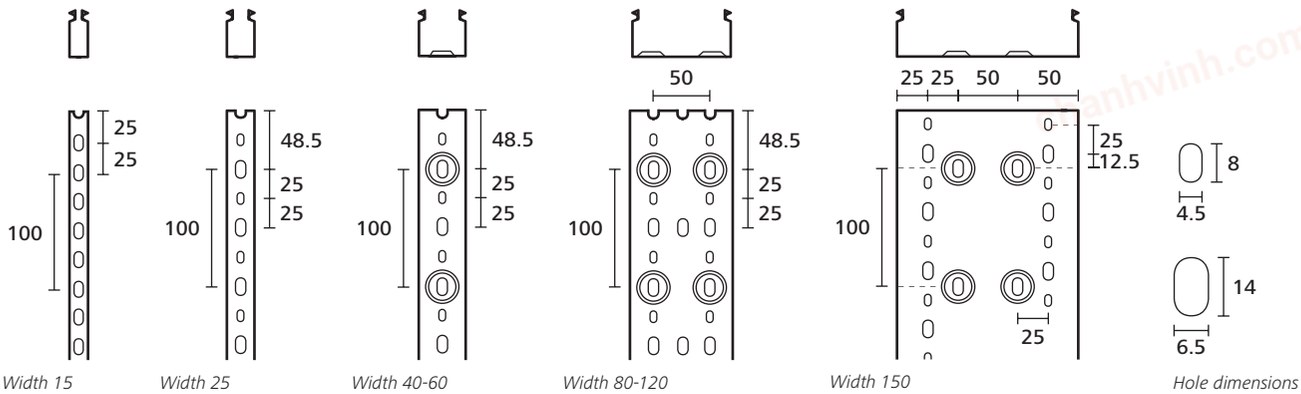

Width 15 *Width 25* *Width 40-60* *Width 80-120* *Width 150* *Hole dimensions*

Please note! Not all products listed on this page may have this approval. Please check our website for latest approvals.

03/2017 031-93468
BRO Panel Builder

chanhvinh.com

Rigid PVC Wiring Ducts

HelaDuct HTWD-PW for large-diameter wires

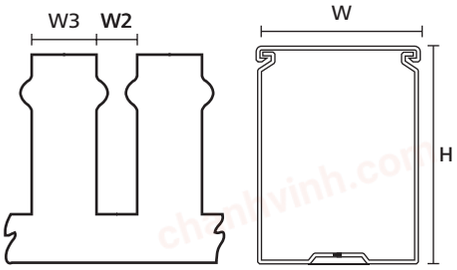

Wiring duct HTWD-PW

TYPE	Width (W)	Height (H)	Width (W2)	Width (W3)	Pack Cont.	Article-No.
HTWD-PW-15X18	15	18	5	7.5	72 m	181-10018
HTWD-PW-15X30	15	30	5	7.5	64 m	181-10038
HTWD-PW-15X40	15	40	5	7.5	48 m	181-10058
HTWD-PW-15X60	15	60	5	7.5	32 m	181-10118
HTWD-PW-25X30	25	30	5	7.5	72 m	181-10028
HTWD-PW-25X40	25	40	8	12	72 m	181-10068
HTWD-PW-25X60	25	60	8	12	48 m	181-10138
HTWD-PW-25X80	25	80	8	12	48 m	181-10198
HTWD-PW-25X100	25	100	8	12	16 m	181-10328
HTWD-PW-40X40	40	40	8	12	40 m	181-10078
HTWD-PW-40X60	40	60	8	12	36 m	181-10148
HTWD-PW-40X80	40	80	8	12	32 m	181-10208
HTWD-PW-40X100	40	100	8	12	16 m	181-10258
HTWD-PW-60X40	60	40	8	12	24 m	181-10088
HTWD-PW-60X60	60	60	8	12	24 m	181-10158
HTWD-PW-60X80	60	80	8	12	24 m	181-10218
HTWD-PW-60X100	60	100	8	12	8 m	181-10268
HTWD-PW-80X40	80	40	8	12	24 m	181-10098
HTWD-PW-80X60	80	60	8	12	24 m	181-10168
HTWD-PW-80X80	80	80	8	12	24 m	181-10228
HTWD-PW-80X100	80	100	8	12	8 m	181-10329
HTWD-PW-100X40	100	40	8	12	16 m	181-10108
HTWD-PW-100X60	100	60	8	12	16 m	181-10178
HTWD-PW-100X80	100	80	8	12	16 m	181-10238
HTWD-PW-100X100	100	100	8	12	8 m	181-10278
HTWD-PW-120X60	120	60	8	12	16 m	181-10188
HTWD-PW-120X80	120	80	8	12	16 m	181-10248
HTWD-PW-150X100	150	100	8	12	8 m	181-10288

All dimensions in mm. Subject to technical changes.
Minimum Order Quantity (MOQ) may differ from package content.

03/2017 031-93468
BRO Panel Builder

Please note! Not all products listed on this page may have this approval. Please check our website for latest approvals.

chanhvinh.com

Rigid PVC Wiring Ducts

HelaDuct HTWD-PD DIN-sizes

HelaDuct HTWD-PD wiring ducts are used to route and protect wires in control panels and switching systems.

Features and Benefits

- Narrow slots suitable for small-diameter wires
- Smooth, burr-free edges protect installers from injury and wires from damage
- Fingers can be removed with no sharp edges at pre-notched snap-off points
- Further pre-notched snap-off point at base of sidewall allow cutting out and removing sections of sidewall with no sharp edges
- Duct covers are easy to mount and remove, yet hold securely even in a vertical position and under vibration
- Cover is flush with side of duct, allowing for tight, contiguous placement of ducts
- Base perforation according to DIN EN 50085



HTWD-PD wiring ducts in DIN sizes.

MATERIAL	Polyvinylchloride (PVC)
Colour	Grey (GY)
Length (L)	2 m
Flammability	UL 94 V0
Operating Temperature	-5 °C to +60 °C

RoHS

Punching acc. DIN EN 50085 wiring ducts HTWD-PD

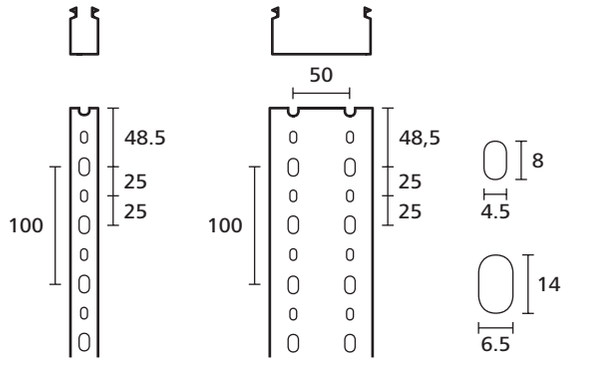

Width 20-50 *Width 75-100* *Hole dimensions*

chanhvinh.com

03/2017 031-93468
BRO Panel Builder

chanhvinh.com

Rigid PVC Wiring Ducts

HelaDuct HTWD-PD DIN-sizes

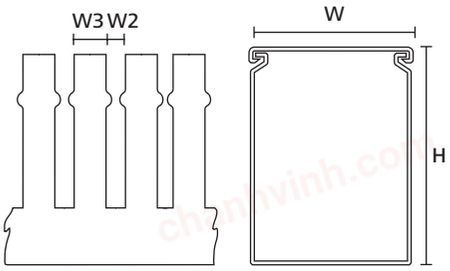

Wiring duct HTWD-PD

TYPE	Width (W)	Height (H)	Width (W2)	Width (W3)	Pack Cont.	Article-No.
HTWD-PD-20X20	20	20	4	6	64 m	185-42020
HTWD-PD-20X37.5	20	37.5	4	6	32 m	185-42037
HTWD-PD-20X50	20	50	4	6	20 m	185-42050
HTWD-PD-25X25	25	25	5	7.5	48 m	185-42525
HTWD-PD-25X50	25	50	5	7.5	18 m	185-42550
HTWD-PD-25X75	25	75	5	7.5	32 m	185-42575
HTWD-PD-37.5X25	37.5	25	5	7.5	64 m	185-43725
HTWD-PD-37.5X37.5	37.5	37.5	5	7.5	32 m	185-43737
HTWD-PD-37.5X50	37.5	50	5	7.5	40 m	185-43750
HTWD-PD-37.5X75	37.5	75	5	7.5	40 m	185-43775
HTWD-PD-50X50	50	50	5	7.5	48 m	185-45050
HTWD-PD-50X75	50	75	5	7.5	20 m	185-45075
HTWD-PD-50X100	50	100	5	7.5	24 m	185-45010
HTWD-PD-75X50	75	50	5	7.5	20 m	185-47550
HTWD-PD-75X75	75	75	5	7.5	16 m	185-47575
HTWD-PD-75X100	75	100	5	7.5	16 m	185-47510
HTWD-PD-100X50	100	50	5	7.5	24 m	185-41050
HTWD-PD-100X75	100	75	5	7.5	16 m	185-41075
HTWD-PD-100X100	100	100	5	7.5	12 m	185-41010
HTWD-PD-125X50	125	50	5	7.5	18 m	185-41250
HTWD-PD-125X75	125	75	5	7.5	12 m	185-41275

All dimensions in mm. Subject to technical changes.
Minimum Order Quantity (MOQ) may differ from package content.

03/2017 031-93468
BRO Panel Builder

chanhvinh.com

Halogen-Free Wiring Ducts

HelaDuct HTWD-HF

HelaDuct HTWD-HF wiring ducts are used to route and protect wires in control panels and switching systems where there are high demands on personal or material safety in case of fire, such as in public transport, tunnels, data-processing centers or public buildings.

Features and Benefits

- Excellent fire-safety characteristics
- Narrow slots suitable for small-diameter wires
- Smooth, burr-free edges protect installers from injury and wires from damage
- Fingers can be removed with no sharp edges at pre-notched snap-off points
- Further pre-notched snap-off point at base of sidewall allow cutting out and removing sections of sidewall with no sharp edges
- Duct covers hold securely even in a vertical position and under vibration
- Cover is flush with side of duct, allowing for tight, contiguous placement of duct
- Base perforation according to DIN EN 50085



Halogen-Free wiring ducts HelaDuct HTWD-HF for high safety demands.

MATERIAL	Acrylonitrile Butadiene Styrene alloyed with Polycarbonate (PC/ABS)
Colour	Grey (GY)
Length (L)	2 m
Operating Temperature	-25 °C to +90 °C
Flammability	UL 94 V0

HF ✓ RoHS ✓

Punching acc. DIN EN 50085 wiring ducts HTWD-HF

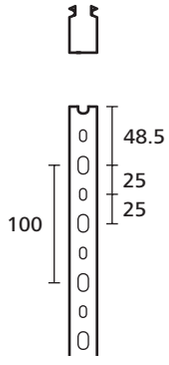

Width 25-60

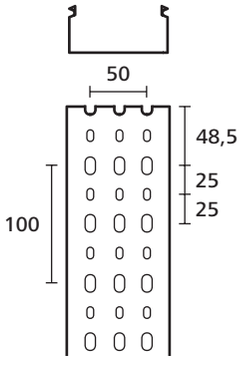

Width 80-120



Hole dimesions

chanhvinh.com

03/2017 031-93468
BRO Panel Builder

chanhvinh.com

Halogen-Free Wiring Ducts

HelaDuct HTWD-HF

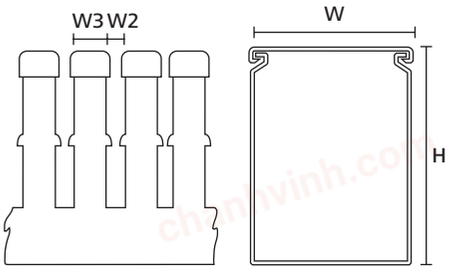

HelaDuct Wiring ducts HTWD-HF

TYPE	Width (W)	Height (H)	Width (W2)	Width (W3)	Pack Cont.	Article-No.
HTWD-HF-25X25	25	25	6	6.5	50 m	183-22525
HTWD-HF-25X40	25	40	6	6.5	48 m	183-22540
HTWD-HF-25X60	25	60	6	6.5	60 m	183-25060
HTWD-HF-25X80	25	80	6	6.5	20 m	183-22580
HTWD-HF-40X25	40	25	6	6.5	48 m	183-24025
HTWD-HF-40X40	40	40	6	6.5	50 m	183-24040
HTWD-HF-40X60	40	60	6	6.5	40 m	183-24060
HTWD-HF-40X80	40	80	6	6.5	20 m	183-24080
HTWD-HF-60X40	60	40	6	6.5	40 m	183-26040
HTWD-HF-60X60	60	60	6	6.5	24 m	183-26060
HTWD-HF-60X80	60	80	6	6.5	20 m	183-26080
HTWD-HF-60X100	60	100	6	6.5	16 m	183-26010
HTWD-HF-80X40	80	40	6	6.5	30 m	183-28040
HTWD-HF-80X60	80	60	6	6.5	24 m	183-28060
HTWD-HF-80X80	80	80	6	6.5	12 m	183-28080
HTWD-HF-80X100	80	100	6	6.5	16 m	183-28010
HTDW-HF-100X40	100	40	6	6.5	20 m	183-22040
HTWD-HF-100X60	100	60	6	6.5	16 m	183-21060
HTWD-HF-100X80	100	80	6	6.5	12 m	183-21080
HTWD-HF-100X100	100	100	6	6.5	12 m	183-21010
HTWD-HF-120X60	120	60	6	6.5	12 m	183-21260
HTDW-HF-120X80	120	80	6	6.5	16 m	183-21280

All dimensions in mm. Subject to technical changes.
Minimum Order Quantity (MOQ) may differ from package content.

03/2017 031-93468
BRO Panel Builder

chanhvinh.com

Rigid PVC Wiring Ducts

HelaDuct HTWD-PC with circular knockouts for conduits and heavy cables

HelaDuct HTWD-PC wiring ducts are typically used in applications requiring branching connections with corroguated or rigid conduits, such as lifts.

Features and Benefits

- Circular knockouts of 18 mm and 23 mm diameter
- Duct covers are easy to mount and remove, yet hold securely even in a vertical position and under vibration
- Cover is flush with side of duct
- Base perforation according to DIN EN 50085



HelaDuct HTWD-PC are typically used in lift shafts and wherever cables are branched off with corrugated or rigid conduits.

MATERIAL	Polyvinylchloride (PVC)
Colour	Grey (GY)
Length (L)	2 m
Operating Temperature	-5 °C to +65 °C
Flammability	UL 94 V0

RoHS

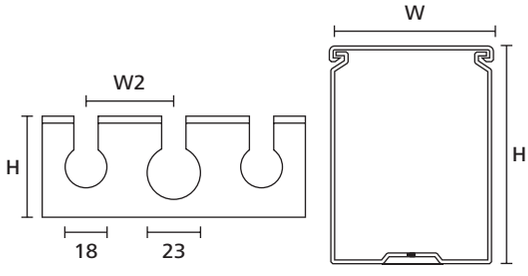

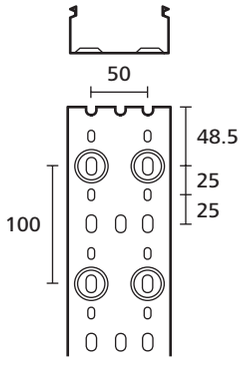

Width 37-50

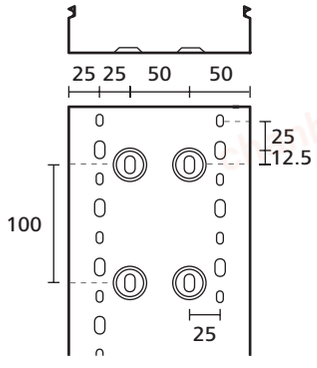

Width 75-125



Hole dimensions

TYPE	Width (W)	Height (H)	Width (W2)	Pack Cont.	Article-No.
HTWD-PC-37,5X50	37.5	50	50	24 m	186-10188
HTWD-PC-50X50	50	50	50	14 m	186-10198
HTWD-PC-75X50	75	50	50	24 m	186-10218
HTWD-PC-100X50	100	50	50	16 m	186-10238
HTWD-PC-125X50	125	50	50	16 m	186-10248

All dimensions in mm. Subject to technical changes.
Minimum Order Quantity (MOQ) may differ from package content.

03/2017 031-93468
BRO Panel Builder

chanhvinh.com

Rigid PVC Wiring Duct Covers

HelaDuct HTWD-PCOVM covers for metric-size wiring ducts

HelaDuct HTWD-PCOVM duct covers are used with the HTWD-PN and HTWD-PW metric-sized wiring ducts.

Features and Benefits

- Easily mounted and removed
- Secure hold
- Flush with side of duct, allowing for tight, continiguous placement of ducts



HelaDuct HTWD-PCOVM covers for HTWD-PN and HTWD-PW metric-size ducts.

TYPE	Width (W)	Pack Cont.	Article-No.
HTWD-PCOVM-25	25	50 m	181-30208
HTWD-PCOVM-40	40	50 m	181-30308
HTWD-PCOVM-60	60	50 m	181-30408
HTWD-PCOVM-80	80	50 m	181-30508
HTWD-PCOVM-100	100	40 m	181-30608
HTWD-PCOVM-120	120	40 m	181-30708
HTWD-PCOVM-150	150	40 m	181-30808

All dimensions in mm. Subject to technical changes.
Minimum Order Quantity (MOQ) may differ from package content.

MATERIAL	Polyvinylchloride (PVC)
Colour	Grey (GY)
Length (L)	2 m
Operating Temperature	-5 °C to +65 °C
Flammability	UL 94 V0

RoHS

HelaDuct HTWD-PCOVD covers for DIN-size wiring ducts

HelaDuct HTWD-PCOVD duct covers are used with the HTWD-PD DIN-sized wiring ducts.

Features and Benefits

- Easily mounted and removed
- Secure hold
- Flush with side of duct, allowing for tight, continiguous placement of ducts



HelaDuct HTWD-PCOVD covers for HTWD-PD DIN-size ducts.

TYPE	Width (W)	Pack Cont.	Article-No.
HTWD-PCOVD-20	20	120 m	181-30109
HTWD-PCOVD-37.5	37.5	100 m	181-30209
HTWD-PCOVD-50	50	80 m	181-30309
HTWD-PCOVD-75	75	60 m	181-30409
HTWD-PCOVD-100	100	28 m	181-30509
HTWD-PCOVD-125	125	28 m	181-30609

All dimensions in mm. Subject to technical changes.
Minimum Order Quantity (MOQ) may differ from package content.

MATERIAL	Polyvinylchloride (PVC)
Colour	Grey (GY)
Length (L)	2 m
Operating Temperature	-5 °C to +60 °C
Flammability	UL 94 V0

RoHS

03/2017 031-93468
BRO Panel Builder

chanhvinh.com

Blue PVC Wiring Ducts

HelaDuct HTWD-PWB Wiring Ducts for intrinsically safe wiring

HelaDuct HTWD-PWB blue wiring ducts are used to identify intrinsically safe wiring, for instance in chemical plants or anywhere where explosive gases may be present.

Features and Benefits

- Blue colour to identify intrinsically safe wiring
- Wide slots suitable for large-diameter wires
- Wide fingers provide additional wire support
- Smooth, burr-free edges protect installers from injury and wires from damage
- Fingers can be removed with no sharp edges at pre-notched snap-off points
- Further pre-notched snap-off point at base of sidewall allow cutting out and removing sections of sidewall with no sharp edges
- Raised mounting points for easily, quickly and securely fastening wire retainers and other accessories prior to cabling
- Wire retainers and accessories leave no protruding parts below surface of duct
- Duct covers are easy to mount and remove, yet hold securely even in a vertical position and under vibration
- Cover is flush with side of duct, allowing for tight, contiguous placement of ducts
- Additional retainer nub on fingers to prevent cables from slipping
- Base perforation according to DIN EN 50085



HelaDuct HTWD-PWB blue ducts to identify intrinsically safe wiring.

MATERIAL	Polyvinylchloride (PVC)
Colour	Blue (BU)
Length (L)	2 m
Operating Temperature	-5 °C to +65 °C
Flammability	UL 94 V0

RoHS

Punching acc. DIN EN 50085 wiring ducts HTWD-PWB

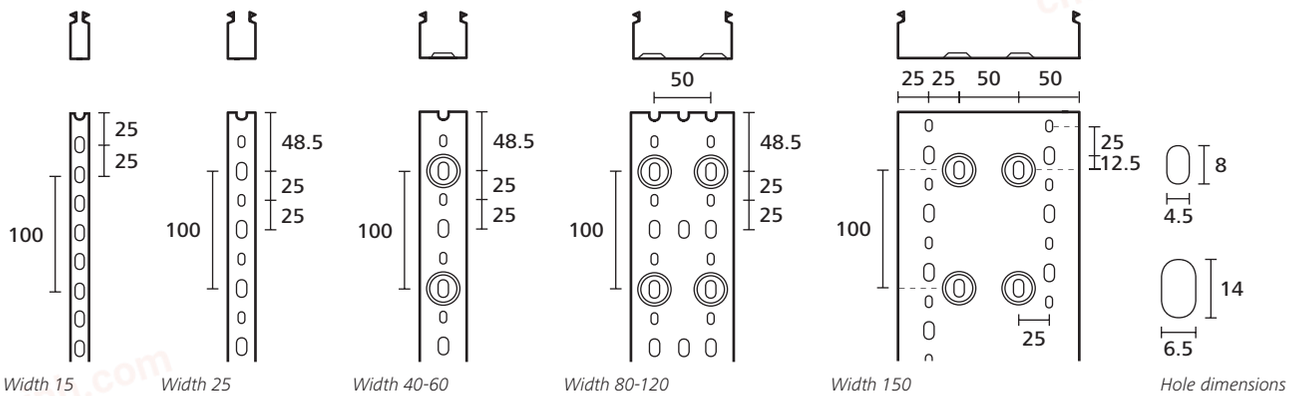

Width 15 *Width 25* *Width 40-60* *Width 80-120* *Width 150* *Hole dimensions*

03/2017 031-93468
BRO Panel Builder

chanhvinh.com

Blue PVC Wiring Ducts

HelaDuct HTWD-PWB Wiring Ducts for intrinsically safe wiring

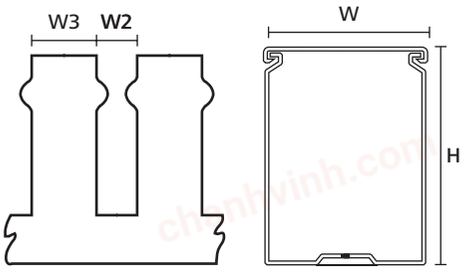

Wiring duct HTWD-PW

TYPE	Width (W)	Height (H)	Width (W2)	Width (W3)	Pack Cont.	Article-No.
HTWD-PWB-25X30	25	30	5	7.5	72 m	181-10027
HTWD-PWB-25X60	25	60	8	12	48 m	181-10137
HTWD-PWB-25X80	25	80	8	12	48 m	181-10197
HTWD-PWB-25X100	25	100	5	7.5	16 m	181-10327
HTWD-PWB-40X40	40	40	8	12	40 m	181-10077
HTWD-PWB-40X60	40	60	8	12	36 m	181-10147
HTWD-PWB-40X80	40	80	8	12	20 m	181-10207
HTWD-PWB-40X100	40	100	8	12	16 m	181-10257
HTWD-PWB-60X40	60	40	8	12	24 m	181-10087
HTWD-PWB-60X60	60	60	8	12	24 m	181-10157
HTWD-PWB-60X80	60	80	8	12	24 m	181-10217
HTWD-PWB-60X100	60	100	8	12	8 m	181-10267
HTWD-PWB-80X80	80	80	8	12	24 m	181-10227
HTWD-PWB-80X100	80	100	8	12	8 m	181-10347
HTWD-PWB-100X80	100	80	8	12	16 m	181-10237
HTWD-PWB-100X100	100	100	8	12	8 m	181-10277
HTWD-PWB-150X100	150	100	8	12	8 m	181-10287

All dimensions in mm. Subject to technical changes.
Minimum Order Quantity (MOQ) may differ from package content.

03/2017 031-93468
BRO Panel Builder

chanhvinh.com

Flexible Cable Support

HelaDuct Flex are used to route cables where bending and twisting are common and cables need to be monitored, particularly in the door area.

Features and Benefits

- Very flexible, can be bent and twisted
- Cables easily and safely inserted
- Keeps cables open to view
- Rapidly mounted with adhesive strip or screws with high-quality foam bonding layer
- Can be clicked together end-to-end to create longer lengths



HelaDuct HTWD-Flex is strong, flexible and easy to mount.

HelaDuct Flex screwable

MATERIAL	Polyamide 6 (PA6)
Operating Temperature	-25 °C to +90 °C
Flammability	UL 94 V0

HF ✓ RoHS ✓

TYPE	Nominal Ø	Fixation Method	No. of Wires		Colour	Length (L)	Pack Cont.	Article-No.
HTWD-FLEX-10	10	Screw Mounting	8 x 1.50 mm²	5 x 2.50 mm²	White (WH)	250	40 pcs.	164-40010
HTWD-FLEX-20	20	Screw Mounting	18 x 1.50 mm²	13 x 2.50 mm²	White (WH)	500	40 pcs.	164-40020
HTWD-FLEX-30	30	Screw Mounting	46 x 1.50 mm²	30 x 2.50 mm²	White (WH)	500	40 pcs.	164-40030
HTWD-FLEX-40	40	Screw Mounting	81 x 1.50 mm²	53 x 2.50 mm²	White (WH)	500	40 pcs.	164-40040

All dimensions in mm. Subject to technical changes.
Minimum Order Quantity (MOQ) may differ from package content.

HelaDuct Flex with Adhesive

MATERIAL	Polyamide 6 (PA6)
Operating Temperature	-25 °C to +90 °C
Adhesive	Acrylate with base of polyethylene foam
Flammability	UL 94 V0 (excluding adhesive)

HF ✓ RoHS ✓

TYPE	Nominal Ø	Fixation Method	No. of Wires		Colour	Length (L)	Pack Cont.	Article-No.
HTWD-FLEX-A-10	10	Screw Mounting and Adhesive	8 x 1.50 mm²	5 x 2.50 mm²	White (WH)	250	40 pcs.	164-40015
HTWD-FLEX-A-20	20	Screw Mounting and Adhesive	18 x 1.50 mm²	13 x 2.50 mm²	White (WH)	500	40 pcs.	164-40025
HTWD-FLEX-A-30	30	Screw Mounting and Adhesive	46 x 1.50 mm²	30 x 2.50 mm²	White (WH)	500	40 pcs.	164-40035
HTWD-FLEX-A-40	40	Screw Mounting and Adhesive	81 x 1.50 mm²	53 x 2.50 mm²	White (WH)	500	40 pcs.	164-40045

All dimensions in mm. Subject to technical changes.
Minimum Order Quantity (MOQ) may differ from package content.

03/2017 031-93468
BRO Panel Builder

chanhvinh.com

For mounting prior to wiring

HelaDuct HTWD-BWR Wire Retainers

HelaDuct HTWD-BWR are anchored securely on the raised mounting points of HTWD-PN and HTWD-PW ducts to allow insertion of wires. Wires are held in place during wiring, for instance in a vertical position or during ceiling installation.

Features and Benefits

- Quickly and easily fastend on raised mounting points with a 1/4 turn of a screwdriver
- Wires easily inserted and firmly held in place
- Anchor of retainer remains inside raised mounting point and does not protrude below surface of duct base
- Reduces strain on duct fingers especially at corners and eliminates bulging against sidewall
- Available for all duct sizes of width and height larger than 40
- Fits snuggly in duct for minimal loss of installation space



HTWD-BWR wire retainers are easy to mount and hold wires firmly during wiring.

MATERIAL	Acrylonitrile Butadiene Styrene alloyed with Polycarbonate (PC/ABS)
Operating Temperature	-5 °C to +85 °C
Flammability	UL 94 HB

HF ✓ RoHS ✓

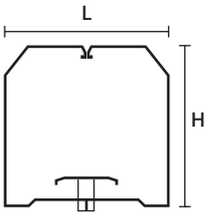

Width 40-60

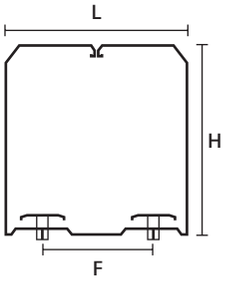

Width 80-120

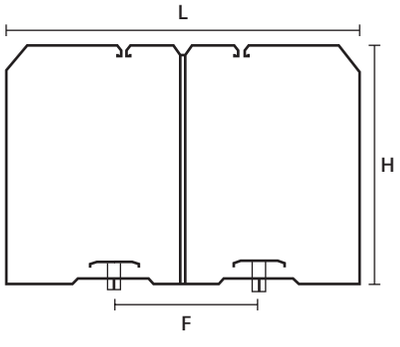

Width 150

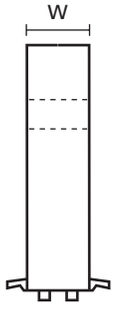

HTWD-BWR

TYPE	Length (L)	Height (H)	Width (W)	Fixing Hole Centres (F)	Colour	Pack Cont.	Article-No.
HTWD-BWR-40X80	34	75	20	-	Black (BK)	20 pcs.	181-50480
HTWD-BWR-40X40	35	36	20	-	Black (BK)	40 pcs.	181-50440
HTWD-BWR-40X60	35	56	20	-	Black (BK)	40 pcs.	181-50460
HTWD-BWR-60X60	54	55	20	-	Black (BK)	20 pcs.	181-50660
HTWD-BWR-60X80	54	75	20	-	Black (BK)	20 pcs.	181-50680
HTWD-BWR-60X100	54	95	20	-	Black (BK)	20 pcs.	181-50690
HTWD-BWR-60X40	55	35	20	-	Black (BK)	40 pcs.	181-50640
HTWD-BWR-80X60	74	55	20	50	Black (BK)	10 pcs.	181-50860
HTWD-BWR-80X80	74	74	20	50	Black (BK)	10 pcs.	181-50880
HTWD-BWR-80X100	74	94	20	50	Black (BK)	30 pcs.	181-50890
HTWD-BWR-100X100	93	94	20	50	Black (BK)	5 pcs.	181-51090
HTWD-BWR-100X60	94	55	20	50	Black (BK)	10 pcs.	181-51060
HTWD-BWR-100X80	94	75	20	50	Black (BK)	10 pcs.	181-51080
HTWD-BWR-120X80	113	74	20	50	Black (BK)	10 pcs.	181-51280
HTWD-BWR-120X60	114	54	20	50	Black (BK)	10 pcs.	181-51260
HTWD-BWR-150X100	143	94	20	50	Black (BK)	5 pcs.	181-51590

All dimensions in mm. Subject to technical changes.
Minimum Order Quantity (MOQ) may differ from package content.

03/2017 031-93468
BRO Panel Builder

chanhvinh.com

For mounting to duct fingers

HelaDuct HTWD-NFWR and HTWD-WFWR Wire Retainers

HTWD-NFWR for the HTWD-PN ducts and HTWD-WFWR for HTWD-PW ducts are easily inserted onto fingers and hold wires securely into place when cover is removed.

Features and Benefits

- Prevents wires from falling out even when vertical routed
- Easily inserted onto single fingers of duct
- Height can be freely adjusted
- Does not block insertion of wirings into slots
- One retainer for all duct widths: length of retainer can be shortened at break-off points to duct width
- HTWD-NFWR for HTWD-PN ducts, HTWD-WFWR for HTWD-PW ducts



HTWD-NFWR and HTWD-WFWR hold wires in place even when cover is removed.

MATERIAL	Polyamide 6 (PA6)
Operating Temperature	-40 °C to +80 °C
Flammability	UL 94 V0

HF RoHS

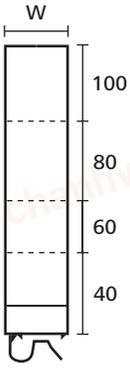

HTWD-NFWR, -WFWR

TYPE	For Wiring Ducts	Width (W)	Colour	Pack Cont.	Article-No.
HTWD-NFWR	HTWD-PN	14	Black (BK)	100 pcs.	181-10020
HTWD-WFWR	HTWD-PW	18	Black (BK)	100 pcs.	181-10010

All dimensions in mm. Subject to technical changes.
Minimum Order Quantity (MOQ) may differ from package content.

03/2017 031-93468
BRO Panel Builder

chanhvinh.com

For fastening components to base of ducts

HelaDuct HTWD-CTH and HTWD-TL Mounts

HelaDuct HTWD-CTH is used to anchor a cable tie securely to the base of a duct. The HTWD-TL is used to fix a HTWD-RB rail mounting block to duct or to fix smaller ducts inside larger ones.

Features and Benefits

- Holds all components firmly in place
- Cable tie easily laced through HTWD-CTH
- Anchor of mount remains inside raised mounting point and does not protrude below surface of duct base



HTWD-CTH and HTWD-TL for mounting components to base of ducts.

MATERIAL	Polyamide 6 (PA6)
Operating Temperature	-40 °C to +80 °C
Flammability	UL 94 V2

HF ✓ RoHS ✓

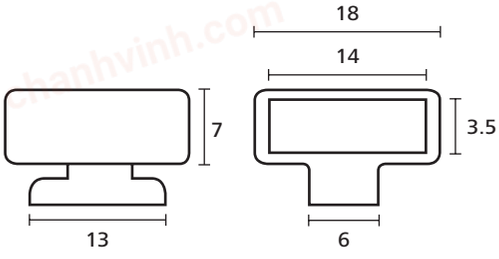

HTWD-CTH Mount

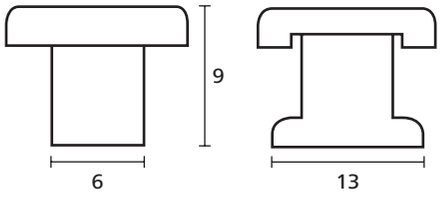

HTWD-TL Mount

TYPE	For Wiring Ducts	Colour	Pack Cont.	Article-No.
HTWD-CTH	HTWD-PN, HTWD-PW	White (WH)	50 pcs.	181-45029
HTWD-TL	HTWD-PN, HTWD-PW	White (WH)	100 pcs.	181-45019

All dimensions in mm. Subject to technical changes.
Minimum Order Quantity (MOQ) may differ from package content.

chanhvinh.com

For installing wiring ducts into fixing holes

HelaDuct HTWD-R4 and HTWD-R6 Rivets

HTWD-R4 and HTWD-R6 are used to rapidly mount and secure wiring ducts into fixing holes without the use of screws.

Features and Benefits

- Very good mechanical properties
- Good resistance to vibration
- Easily and rapidly applied with HTWD-RT4 and HTWD-RT6 rivet tools
- Colour-coded for easy identification for use with rivet tools



HTWD-R4 and HTWD-R6 Rivet.

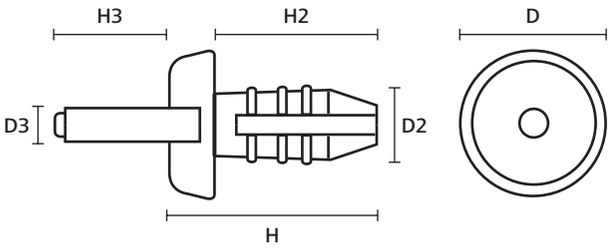

MATERIAL	Polyamide 6 (PA6)
Operating Temperature	-40 °C to +80 °C
Flammability	UL 94 V2

HF RoHS

TYPE	Height (H)	Height (H2)	Height (H3)	Ø (D)	Ø (D2)	Ø (D3)	Colour	Pack Cont.	Article-No.
HTWD-R4	14.0	12.0	11.5	9.0	5.0	4.0	Blue (BU)	1,000 pcs.	181-42400
HTWD-R6	16.0	12.7	13.0	-	6.0	3.0	Black (BK)	250 pcs.	181-42600
	16.0	14.0	13.5	10.0	7.5	6.0	Orange (OG)	500 pcs.	181-42500

All dimensions in mm. Subject to technical changes.
Minimum Order Quantity (MOQ) may differ from package content.

For inserting R4 and R6 rivets

HelaDuct HTWD-RT4 and HTWD-RT6 Rivet Tools

HelaDuct HTWD-RT4 and HTWD-RT6 tools are used to insert HTWD-R4 and HTWD-R6 rivets into fixing holes and thus mounting ducts without the use of screws.

Features and Benefits

- Durable and reliable
- Long aluminum body enables insertion even into very high ducts
- Soft plastic ergonomic handle
- Colour-coded for easy identification for use with correct rivets



Rivet Tools HTWD-RT4, -RT6.

MATERIAL	Metal (MET), Plastic (PL)

RoHS

TYPE	For Wiring Duct Rivets	Weight	Colour	Article-No.
HTWD-RT4	R4	0.5 kg	Blue (BU)	181-41542
HTWD-RT6	R6	0.5 kg	Orange (OG)	181-41564

All dimensions in mm. Subject to technical changes.

03/2017 031-93468
BRO Panel Builder

chanhvinh.com

For mounting ducts to DIN rails

HelaDuct HTWD-RB Rail Mounting Blocks

HelaDuct HTWD-RB is used fix wiring ducts or other elements firmly to DIN rail.

Features and Benefits

- Easily snapped onto DIN rail
- Rapidly fixed to wiring duct with a HTWD-TL mount
- Assembly direction of wiring duct can be either parallel or perpendicular to DIN rail

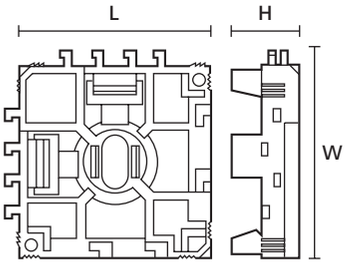

HTWD-RB Rail Mounting Block



HTWD-RB rail mounting blocks for mounting ducts to DIN rails.

MATERIAL	Polyamide 6.6 (PA66)
Operating Temperature	-40 °C to +80 °C
Flammability	UL 94 V2

HF ✓ RoHS ✓

TYPE	Width (W)	Length (L)	Height (H)	Colour	Pack Cont.	Article-No.
HTWD-RB	50	50	14	Black (BK)	25 pcs.	181-45130

All dimensions in mm. Subject to technical changes.
Minimum Order Quantity (MOQ) may differ from package content.

03/2017 031-93468
BRO Panel Builder

chanhvinh.com

Helawrap Cable Cover

HWPP for industrial applications

Helawrap is used to bundle and protect cables and wires in the electrical industry, panel building, machine building and many other industrial applications. Helawrap is the time-saving solution for industrial applications.

Features and Benefits

- Ideal solution for bundling, protecting and fixing cables
- Quick and effortless to apply
- Good abrasion protection
- Special profile enables branching off cable at any point
- Can be removed and reapplied often
- Available in several colours and sizes
- Handy applicator tool included



Complete cable management for home and office.

MATERIAL	Polypropylene (PP)
Operating Temperature	-60 °C to +110 °C, intermittent +140 °C
Flammability	UL 94 HB

HF ✓ RoHS ✓

Application video: Helawrap

More variants and dimensions are available on request. Please contact us for more information.

TYPE	Bundle Ø max.	Colour	Reel Length	Application Tool	Article-No.
HWPP8	9	Black (BK)	25 m	HAT8	161-64101
	9	Grey (GY)	25 m	HAT8	161-64102
	9	Silver (SR)	25 m	HAT8	161-64103
	9	White (WH)	25 m	HAT8	161-64104
HWPP16	16	Black (BK)	25 m	HAT16	161-64201
	16	Grey (GY)	25 m	HAT16	161-64202
	16	Silver (SR)	25 m	HAT16	161-64203
	16	White (WH)	25 m	HAT16	161-64207
HWPP20	21	Black (BK)	25 m	HAT20	161-64301
	21	Grey (GY)	25 m	HAT20	161-64302
	21	Silver (SR)	25 m	HAT20	161-64303
	21	White (WH)	25 m	HAT20	161-64304
HWPP25	27	Black (BK)	25 m	HAT25	161-64401
	27	Grey (GY)	25 m	HAT25	161-64402
	27	Silver (SR)	25 m	HAT25	161-64403
	27	White (WH)	25 m	HAT25	161-64407
HWPP30	32	Black (BK)	25 m	HAT30	161-64501
	32	Grey (GY)	25 m	HAT30	161-64502
	32	Silver (SR)	25 m	HAT30	161-64503
	32	White (WH)	25 m	HAT30	161-64504
HWPP40	42	Black (BK)	20 m	HAT40	161-64601

All dimensions in mm. Subject to technical changes.
Minimum Order Quantity (MOQ) may differ from package content.

03/2017 031-93468
BRO Panel Builder

chanhvinh.com

Standard Polyethylene Spiral Binding for general applications

SBPE

SBPE spiral binding is suitable for standard electrical applications and panel building and plant engineering. Sizes 4 and 9 are also available in practical 5 metre lengths.

Features and Benefits

- Organises and protects cables and hoses
- Suitable for retro-fitting
- Cables branch out at any point
- Wide range of diameters and colours

One Step to the Web!

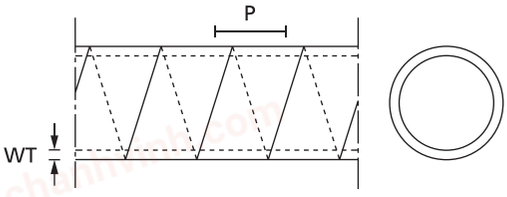

Spiral binding



Spiral binding SBPE.

MATERIAL	Polyethylene (PE)
Operating Temperature	-60 °C to +80 °C, intermittent +120 °C

HF ✓ RoHS ✓

TYPE	Nominal Ø	Wall (WT)	Pitch (P)	Bundle Ø min.	Bundle Ø max.	Colour	Reel Length	Article-No.
SBPE1.5	1.5	0.8	6.0	1.6	8	Black (BK)	30 m	161-41001
	1.5	0.8	6.0	1.6	8	Grey (GY)	30 m	161-41002
	1.5	0.8	6.0	1.6	8	Natural (NA)	30 m	161-41000
SBPE4	4	1.0	7.8	5	20	Natural (NA)	30 m	161-41100
	4	1.0	7.8	5	20	Black (BK)	30 m	161-41101
	4	1.0	7.8	5	20	Grey (GY)	30 m	161-41102
SBPE9	9	1.4	12.5	10	100	Black (BK)	30 m	161-41201
	9	1.4	12.5	10	100	Grey (GY)	30 m	161-41202
	9	1.4	12.5	10	100	Natural (NA)	30 m	161-41200
SBPE16	16	1.6	16.0	20	150	Black (BK)	30 m	161-41301
	16	1.6	16.0	20	150	Grey (GY)	30 m	161-41302
	16	1.6	16.0	20	150	Natural (NA)	30 m	161-41300

All dimensions in mm. Subject to technical changes.
Minimum Order Quantity (MOQ) may differ from package content.

TYPE	Nominal Ø	Wall (WT)	Pitch (P)	Bundle Ø min.	Bundle Ø max.	Colour	Reel Length	Article-No.
SBPE4D	4	1.0	7.8	5	20	Black (BK)	5 m	161-41104
	4	1.0	7.8	5	20	Grey (GY)	5 m	161-41105
	4	1.0	7.8	5	20	Natural (NA)	5 m	161-41103
SBPE9D	9	1.4	12.5	10	100	Black (BK)	5 m	161-41204
	9	1.4	12.5	10	100	Grey (GY)	5 m	161-41205
	9	1.4	12.5	10	100	Natural (NA)	5 m	161-41203

All dimensions in mm. Subject to technical changes.
Minimum Order Quantity (MOQ) may differ from package content.

03/2017 031-93468
BRO Panel Builder

chanhvinh.com

Polyethylene Spiral Binding for enhanced flame protection

SBPEFR

The flame-retardant properties of SBPEFR make it suitable for applications in the automobile and electrical industries, where enhanced fire protection is needed.

Features and Benefits

- Organises and protects cables and hoses
- Self-extinguishing according to UL94 V2
- Suitable for retro-fitting
- Cables branch out at any point
- Wide range of diameters and colours

More variants and dimensions are available on request. Please contact us for more information.



Spiral binding SBPEFR is available in a wide range of diameters and in colours black and white.

MATERIAL	Polyethylene (PEFR), Flame retardant
Operating Temperature	-60 °C to +80 °C, intermittent +120 °C
Flammability	UL 94 V2, FMVSS 302, Type B

RoHS

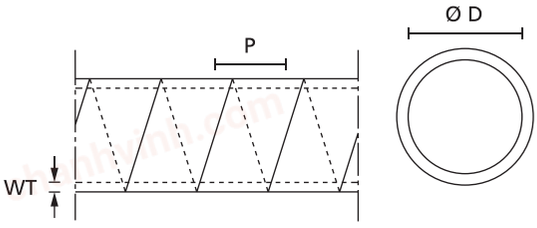

Spiral binding

TYPE	Nominal Ø	Wall (WT)	Pitch (P)	Bundle Ø min.	Bundle Ø max.	Colour	Reel Length	Article-No.
SBPEFR1.5	1.5	0.8	6.0	1.6	8	Black (BK)	30 m	161-43001
	1.5	0.8	6.0	1.6	8	White (WH)	30 m	161-43000
SBPEFR4	4	1.0	7.8	5	20	Black (BK)	30 m	161-43101
	4	1.0	7.8	5	20	White (WH)	30 m	161-43100
SBPEFR9	9	1.4	12.5	10	100	Black (BK)	30 m	161-43201
	9	1.4	12.5	10	100	White (WH)	30 m	161-43200
SBPEFR16	16	1.6	16.0	20	150	Black (BK)	30 m	161-43301
	16	1.6	16.0	20	150	White (WH)	30 m	161-43300

All dimensions in mm. Subject to technical changes.
Minimum Order Quantity (MOQ) may differ from package content.

03/2017 031-93468
BRO Panel Builder

chanhvinh.com

High-expansion polyester braided sleeving

Helagaine HEGPX

Helagaine HEGPX is used whenever a higher expansion rate is required. HEGPX is particularly suitable for use in the automotive industry and in electrical appliances.

Features and Benefits

- Made of sturdy polyester
- Highly flexible
- Expansion rate of 3:1
- Easy to apply over irregular shapes
- Good abrasion resistance



Helagaine HEGPX braided sleeving.

MATERIAL	Polyester (PET)
Operating Temperature	-50 °C to +150 °C
Melting Point	+240 °C
Flammability	material rated UL94 V2, FMVSS 302, Type B

RoHS

To prevent fraying, the sleeve can be cut with the hot cutting tool HSG0. Please see our Main Catalogue.

TYPE	Bundle Ø min.	Bundle Ø max.	Colour	Reel Length	Pack Cont.	Article-No.
HEGPX06	3	9	Grey (GY)	500 m	500 m	170-00065
HEGPX09	5	16	Grey (GY)	350 m	350 m	170-00098
HEGPX12	7	19	Grey (GY)	350 m	350 m	170-00128
HEGPX20	14	30	Grey (GY)	250 m	250 m	170-00204
HEGPX30	20	50	Grey (GY)	150 m	150 m	170-00303
HEGPX40	35	75	Grey (GY)	100 m	100 m	170-00403

All dimensions in mm. Subject to technical changes.
Minimum Order Quantity (MOQ) may differ from package content.

03/2017 031-93468
BRO Panel Builder

chanhvinh.com

FlexiGuard Conduits & Fittings

FlexiGuard PVC Protective Conduits

FlexiGuard protective hoses are used to protect cables in machines and plant construction, and robotics as well as leads to switch cabinets.

Features and Benefits

- Extremely flexible
- Excellent mechanical protection
- Good resistance to oils, acids and alkalis
- Good resistance to chemicals
- Good resistance to UV and ozone



FlexiGuard FG with FG-UH fitting.

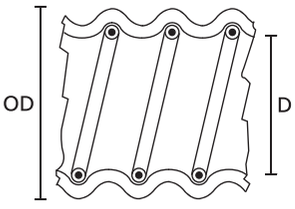

FlexiGuard

MATERIAL	Flexible Polyvinyl Chloride, cadmium free (PVC), Steel (ST)
Operating Temperature	-20 °C to +70 °C, (+80 °C, 200 h)
Flammability	UL 94 HB

RoHS

TYPE	Nominal Ø	Inside Ø (ID)	Outside Ø (OD)	Min. Bending Radius (R)	Reel Length	Colour	Pack Cont.	Article-No.
FG14	14	10	14	14	10 m	Grey (GY)	10 m	167-00209
FG17	17	13	17	17	10 m	Grey (GY)	10 m	167-00211
FG19	19	15	19	19	10 m	Grey (GY)	10 m	167-00213
FG21	21	16	21	21	10 m	Grey (GY)	10 m	167-00216
FG27	27	21	27	27	10 m	Grey (GY)	10 m	167-00221
FG36	36	30	36	36	10 m	Grey (GY)	10 m	167-00229
FG45	45	38	45	45	10 m	Grey (GY)	10 m	167-00236
FG56	56	48	56	56	10 m	Grey (GY)	10 m	167-00248

All dimensions in mm. Subject to technical changes.
Minimum Order Quantity (MOQ) may differ from package content.

03/2017 031-93468
BRO Panel Builder

chanhvinh.com

FlexiGuard Conduits & Fittings

FG-M Fittings

The TV fittings and TH fasteners are used to protect against dust and moisture, for instance outdoors or wherever dust and moisture are a particular hazard.

Features and Benefits

- One piece, easy fit
- Swivel thread
- Vibration and tension resistant
- Large bore size
- Inner ferrule protects cables
- Good resistance to chemicals
- Good resistance to UV and ozone

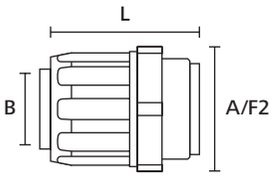

FlexiGuard fitting, straight with swivel thread



FG conduit fitting.

MATERIAL	Polypropylene (PP)
Operating Temperature	-35 °C to +80 °C
Flammability	UL 94 V2

HF RoHS

TYPE	Nominal Ø	Thread Size	Min. Bore Size (B)	Length (L)	A/F Thread (A/F2)	Colour	Pack Cont.	Article-No.
FG14-M16	14	M16	8.8	42.0	20	Grey (GY)	10 pcs.	167-00530
FG14-PG9	14	PG9	8.8	42.0	20	Grey (GY)	10 pcs.	167-00510
FG17-M20	17	M20	11.1	45.5	24	Grey (GY)	10 pcs.	167-00531
FG17-PG11	17	PG11	11.1	45.5	24	Grey (GY)	10 pcs.	167-00511
FG19-PG13	19	PG13.5	13.0	47.5	27	Grey (GY)	10 pcs.	167-00512
FG21-M25	21	M25	14.8	49.8	30	Grey (GY)	10 pcs.	167-00533
FG21-PG16	21	PG16	14.8	49.8	30	Grey (GY)	10 pcs.	167-00513
FG27-M32	27	M32	19.4	52.0	36	Grey (GY)	10 pcs.	167-00534
FG27-PG21	27	PG21	19.4	52.0	36	Grey (GY)	10 pcs.	167-00514
FG36-M40	36	M40	27.9	55.0	46	Grey (GY)	10 pcs.	167-00535
FG36-PG29	36	PG29	27.9	55.0	46	Grey (GY)	10 pcs.	167-00515
FG45-M50	45	M50	35.6	58.0	55	Grey (GY)	10 pcs.	167-00536
FG45-PG36	45	PG36	35.6	58.0	55	Grey (GY)	10 pcs.	167-00516
FG56-M63	56	M63	45.9	60.5	65	Grey (GY)	10 pcs.	167-00537
FG56-PG48	56	PG48	45.9	60.5	65	Grey (GY)	10 pcs.	167-00517

All dimensions in mm. Subject to technical changes.
Minimum Order Quantity (MOQ) may differ from package content.

03/2017 031-93468
BRO Panel Builder

chanhvinh.com

FlexiGuard Conduits & Fittings

FG-UH Fittings with Bracket

Straight swivel bracket.

Fulfils IP54 with FlexiGuard FG conduits.

Features and Benefits

- One piece, easy fit
- Swivel bracket
- Vibration and tension resistant
- Large bore size
- Inner ferrule protects cables
- Good resistance to chemicals
- Good resistance to UV and ozone



FG-UH fitting with bracket.

MATERIAL	Polypropylene (PP)
Operating Temperature	-35 °C to +80 °C
Flammability	UL 94 V2

HF ✓ RoHS ✓

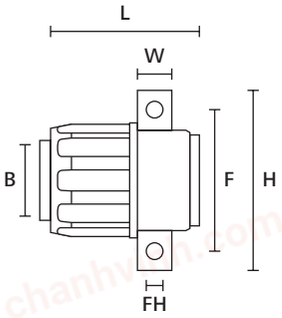

FlexiGuard fitting, straight with bracket

TYPE	Nominal Ø	Min. Bore Size (B)	Length (L)	Width (W)	Height (H)	Hole Ø (FH)	Fixing Hole Centres (F)	Colour	Pack Cont.	Article-No.
FG14-UH	14	8.8	42.0	10.0	40.0	5,7	29.0	Grey (GY)	10 pcs.	167-00520
FG17-UH	17	11.1	45.5	12.0	50.0	5,7	37.0	Grey (GY)	10 pcs.	167-00521
FG19-UH	19	13.0	47.5	12.0	50.0	5,7	37.0	Grey (GY)	10 pcs.	167-00522
FG21-UH	21	14.8	49.8	12.0	50.0	5,7	37.0	Grey (GY)	10 pcs.	167-00523
FG27-UH	27	19.4	52.0	12.5	57.0	5,7	43.0	Grey (GY)	10 pcs.	167-00524
FG36-UH	36	27.9	55.0	13.0	67.0	6,7	53.0	Grey (GY)	10 pcs.	167-00525
FG45-UH	45	35.6	58.0	14.0	80.0	6,7	65.0	Grey (GY)	10 pcs.	167-00526
FG56-UH	56	45.9	60.5	16.5	93.0	6,7	76.0	Grey (GY)	10 pcs.	167-00527

All dimensions in mm. Subject to technical changes.
Minimum Order Quantity (MOQ) may differ from package content.

03/2017 031-93468
BRO Panel Builder

chanhvinh.com

Identification Systems



Wire and Cable Markers

Shrinkable markers „Continuous Tube“, thermal transfer	
TCGT - 3:1 Commercial Grade Tubing	36
Identification tags for cable bundle „Ladder Style“, thermal transfer	
TAGUL - Standard Tiptags „Ladder Style“	37
Self-laminating labels, thermal transfer	
Helatag 1209 (White-Transparent)	38
Pre-printed cable markers	
Helagrip, slide on, chevron cut	39
Ovalgrip, slide on, straight cut	41
WIC, snap on	43
Identification for marking cable bundles	
Q-tags - Identification plates	45
IT Ties - Identification ties	46
Adhesive labels for ties, plates and tags, thermal transfer	
Helatag 892 (White)	46
Carrier marking system, laser	
Helafix HC and HCR Carriers	47
Carrier marking system, laser printer	
Helafix HFX Labels	48
Indelible ink marker pen for manual labeling	
Marker pen T82	48, 52

Application Tooling for Identification

Manual Tool for Helafix HCR	
Helafix HCT Application tool	49

Control Panel Labelling

Labels for control panel identification, thermal transfer	
Helatag 880 (Yellow matt), removable	50
Helatag 1211 (Yellow gloss)	50
Helatag 1216 (White)	51
Cotton cloth labels, manual marking	
HELASIGN, Material 270 (Yellow), A4 Sheets	52

Industrial Identification

Panel plate labels, thermal transfer	
Helatag 1220 (White)	53

Hazardous Area Identification

Stainless steel printing system	
M-BOSS Compact Markers	54

Printers and Software

Thermal transfer printer	
TT430, Small to medium volume printing	55
TT430 accessories and spare parts	55
Thermal Transfer Ribbons for	
Adhesive labels	56
Heatshrink and TIPTAGs	56

03/2017 031-93468
BRO Panel Builder

chanhvinh.com

Shrinkable markers, „Continuous Tube“, thermal transfer

TCGT - 3:1 Commercial Grade

TCGT is a commercial grade 3:1 heatshrink material supplied as a continuous tube and printable on both sides. The supplied accessories allow users to either perforate the tubing at pre-determined lengths (P4000), or fully sever the markers (S4000) whilst printing with the TrakMark DS or TT4000+ printer.

Print with HellermannTyton's premium range of thermal printers and ribbons.

Printers: TrakMark DS, TT4000+, and TT430

Ribbons: TTRC+, TTDTHOUT, TTRW, TT822OUT8

Accessories for TrakMark DS and TT4000+: Perforator (P4000), Cutter (S4000)

Accessories for TT430: Cutter (S430)

Software: TagPrint Pro

Features and Benefits

- Shrink ratio 3:1
- Available in Black, Blue, Red, White, and Yellow
- Cable range from 39mm to 1mm
- Good mechanical strength and resistance to organic solvents and chemicals
- Highly flexible
- Fulfils CSA requirements
- Delivery in convenient storage boxes
- Easy label design with TagPrint Pro



TCGT – 5 colours of printable tube to cover a wide range of diameters.

MATERIAL	Polyolefin, cross-linked (PO-X)
Operating Temperature	-55 °C to +135 °C
Min. Shrink Temperature	+90 °C
Shrink Ratio	3:1
Recommended Ribbon Type	TTRC+, TTDTHOUT, TTRW, TT822OUT8

RoHS

More colours and sizes availabe on request.





TYPE	Supplied Ø D min.	Recov. Ø d max.	Wall (WT)	Pack Cont.	Colour	Article-No.
TCGT3-1WH	3.0	1.0	0.60	176 m	White (WH)	553-30351
TCGT3-1YE	3.0	1.0	0.60	176 m	Yellow (YE)	553-30350
TCGT4.8-1.6WH	4.8	1.6	0.65	110 m	White (WH)	553-30451
TCGT4.8-1.6YE	4.8	1.6	0.65	110 m	Yellow (YE)	553-30450
TCGT6-2WH	6.0	2.0	0.70	110 m	White (WH)	553-30651
TCGT6-2YE	6.0	2.0	0.70	110 m	Yellow (YE)	553-30650
TCGT9-3WH	9.0	3.0	0.80	72 m	White (WH)	553-30951
TCGT9-3YE	9.0	3.0	0.80	72 m	Yellow (YE)	553-30950
TCGT12-4WH	12.0	4.0	0.85	54 m	White (WH)	553-31251
TCGT12-4YE	12.0	4.0	0.85	54 m	Yellow (YE)	553-31250
TCGT18-6WH	18.0	6.0	1.00	26 m	White (WH)	553-31851
TCGT18-6YE	18.0	6.0	1.00	26 m	Yellow (YE)	553-31850
TCGT24-8WH	24.0	8.0	1.20	26 m	White (WH)	553-32451
TCGT24-8YE	24.0	8.0	1.20	26 m	Yellow (YE)	553-32450
TCGT39-13WH	39.0	13.0	1.25	10 m	White (WH)	553-33951
TCGT39-13YE	39.0	13.0	1.25	10 m	Yellow (YE)	553-33950

All dimensions in mm. Subject to technical changes.
Minimum Order Quantity (MOQ) may differ from package content. Other packaging options may also be available. More colours on request.

Please note! Not all products listed on this page may have this approval. Please check our website for latest approvals.

03/2017 031-93468
BRO Panel Builder

chanhvinh.com

Identification tags for cable bundle „Ladder Style“, thermal transfer

TAGUL - Standard Tiptags „Ladder Style“

TAGUL is a specially designed for use in identifying wire and cable bundles in electronics and general cabling environments. The labels are applied to cables and harness assemblies with cable ties, and are also suitable for retrofit purposes. The material has been conditioned for printing on both thermal transfer and laser beam printers. The Tiptags are formatted onto a convenient „ladder“ system. Simply print and press out the required Tiptag and apply with cable ties. Print with HellermannTyton‘s premium range of thermal printers and ribbons or a laser beam marking device.

Printers: TT4000+ and TT430

Ribbon: TTDTHOUT

Accessories for TT4000+: Cutter (S4000)

Accessories for TT430: Cutter (S430)

Software: TagPrint Pro

Features and Benefits

- TAGUL is a general purpose Tiptag
- Thermal transfer or laser beam printable
- Meets MIL-STD 202G Method 215 mark permanence tests
- Good mechanical strength and highly flexible
- Delivery in convenient storage boxes
- Easy label design with TagPrint Pro



Identification tags TAGUL for electronics and general cabling environments.

MATERIAL	Polyolefin, cross-linked (PO-X)
Operating Temperature	-55 °C to +135 °C
Flammability	ASTM D2671 B
Recommended Ribbon Type	TTDTHOUT

RoHS



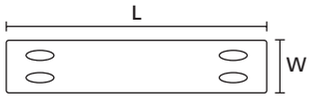

TAG10x51-4

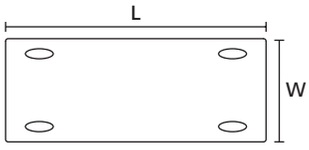

TAG20x51-4

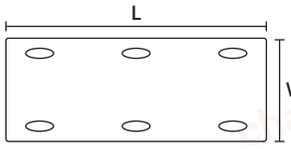

TAG20x51-6

TYPE	Length (L)	Width (W)	Pack Cont.	Colour	Article-No.
TAGUL10X51-4WH	51.0	10.0	2,000 pcs.	White (WH)	556-82000
TAGUL10X51-4YE	51.0	10.0	2,000 pcs.	Yellow (YE)	556-82001
TAGUL20X51-4WH	51.0	20.0	1,000 pcs.	White (WH)	556-82005
TAGUL20X51-4YE	51.0	20.0	1,000 pcs.	Yellow (YE)	556-82004

All dimensions in mm. Subject to technical changes.
Minimum Order Quantity (MOQ) may differ from package content. More colours on request.

03/2017 031-93468
BRO Panel Builder

SAE

Please note! Not all products listed on this page may have this approval. Please check our website for latest approvals.

chanhvinh.com

Self-laminating labels, thermal transfer

Helatag 1209 (White-Transparent)

The specially formulated adhesive labels give the highest quality print clarity when printed on thermal transfer printers. The range of materials and ribbons have been developed to suit the needs of most users. Designing and printing labels is simple and users can quickly print out professional labels in a matter of moments when using TagPrint Pro labelling software.

Features and Benefits

- High-quality self-laminating labels
- Suitable for marking of wires and cables
- Laminating function gives excellent protection against humidity and mechanical abrasion
- Excellent print performance using TT932DOUT ribbon
- Print with TT4000+, TT430 for best results
- Easy label design with TagPrint Pro
- Available in White-Transparent, other colours on request

More variants and dimensions are available on request. Please contact us for more information.

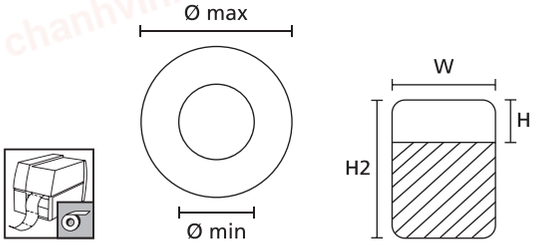



Self-laminating labels offer an excellent protection against abrasion and environmental impact.

MATERIAL	Type 1209, Vinyl (PVC), white-transparent (WH/CL)
Operating Temperature	-20 °C to +80 °C
Curing Temperature	from 0 °C
Adhesive	Acrylic
Thickness of Foil (µm)	90 µm
Chem. Material Properties	Resistant to water, alcohol, most oils, greases, fuel, aliphatic solvents, weak acids, salts and alkalis.
Recommended Ribbon Type	TT932DOUT

RoHS

TYPE	Bundle Ø min.	Bundle Ø max.	Width (W)	Height (H)	Height (H2)	Width of Liner (WL)	Labels per Row	Pack Cont.	Article-No.
TAG51TD3-1209-WHCL	1.4	3.0	25.4	8.8	19.1	85.0	3 pcs.	5,000 pcs.	596-12091
TAG26TD6-1209-WHCL	1.5	3.0	12.7	9.5	19.1	85.0	6 pcs.	10,000 pcs.	596-12096
TAG36TD7-1209-WHCL	2.0	4.7	12.7	9.0	23.8	95.0	7 pcs.	10,000 pcs.	596-12097
TAG2TD6-1209-WHCL	3.5	7.6	12.7	12.7	36.5	82.0	6 pcs.	5,000 pcs.	596-61209
TAG22TD3-1209-WHCL	3.5	7.6	25.4	12.7	36.5	82.0	3 pcs.	2,500 pcs.	596-32091
TAG24TD1-1209-WHCL	3.5	7.6	50.8	12.7	36.5	55.0	1 pc.	1,000 pcs.	596-12094
TAG23TD5-1209-WHCL	4.5	10.0	19.1	12.7	44.5	101.6	5 pcs.	5,000 pcs.	596-12095
TAG25TD3-1209-WHCL	4.5	10.0	25.4	12.7	44.5	82.0	3 pcs.	2,500 pcs.	596-51209
TAG9TD3-1209-WHCL	5.5	12.1	25.4	19.1	57.1	82.0	3 pcs.	2,500 pcs.	596-91209
TAG10TD2-1209-WHCL	5.5	12.1	49.5	19.1	57.1	101.6	2 pcs.	1,000 pcs.	596-12090
TAG91TD1-1209-WHCL	8.0	16.0	70.0	35.0	85.0	74.0	1 pc.	500 pcs.	596-41209
TAG1TD2-1209-WHCL	8.5	18.2	48.2	19.1	79.2	101.6	2 pcs.	1,000 pcs.	596-21209
TAG3TD3-1209-WHCL	10.0	22.2	25.4	25.4	95.3	82.0	3 pcs.	1,000 pcs.	596-31209
TAG6TD1-1209-WHCL	10.0	22.2	50.8	25.4	95.3	55.0	1 pc.	500 pcs.	596-11209
TAG107TD3-1209-WHCL	12.0	37.5	25.4	31.8	149.9	82.0	3 pcs.	1,000 pcs.	596-01209
TAG38TD3-1209-WHCL	20.8	47.5	25.4	38.1	187.2	82.0	3 pcs.	1,000 pcs.	596-12098
TAG07TD1-1209-WHCL	20.8	47.5	50.8	25.4	187.2	55.0	1 pc.	250 pcs.	596-71209

All dimensions in mm. Subject to technical changes.
Minimum Order Quantity (MOQ) may differ from package content. Other packaging options may also be available. More colours on request.

03/2017 031-93468
BRO Panel Builder

chanhvinh.com

Pre-printed Cable Markers

Helagrip, slide on, chevron cut

Helagrip is used to mark cable and wire. Ideally suited to panel building, mass transit, utilities, telecommunications and electrical contracting.

Markers are available as standard in international resistor colour code and yellow material marked in black. White material marked in black is available to special order.

Characters are 0-9, A-Z and standard electrical symbols.

Features and Benefits

- Easily apply one size marker to wide range of cables
- Markers are applied before termination takes place
- Chevron cut to lock markers together ensuring text remains in place
- Traditional wire marking available in yellow, white and colour code
- Flexible material so product returns securely on the wire

More variants and dimensions are available on request. Please contact us for more information.



Clearly a better way to identify in confined spaces.

MATERIAL	Flexible Polyvinyl Chloride, cadmium free (PVC)
Operating Temperature	-65 °C to +105 °C, intermittent +135 °C
Flammability	UL 94 V0 (3mm)

RoHS

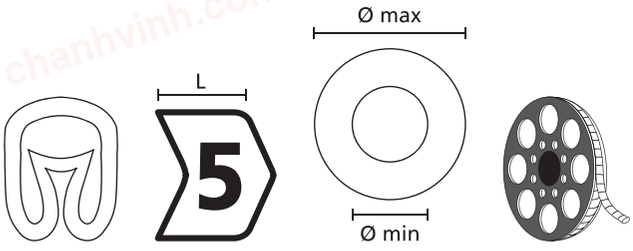

Helagrip chevron cut.

The products have been tested in-house according to UL224.

TYPE	Bundle Ø min.	Bundle Ø max.	Length (L)	Pack Cont.
HGDC1-3	1.0	3.0	3.5	1,000 pcs.
HGDC2-5	2.0	5.0	3.5	1,000 pcs.
HGDC4-9	4.0	9.0	5.0	250 pcs.

All dimensions in mm. Subject to technical changes.
Minimum Order Quantity (MOQ) may differ from package content. Other packaging options may also be available. More colours on request.

03/2017 031-93468
BRO Panel Builder

IEC

Please note! Not all products listed on this page may have this approval. Please check our website for latest approvals.

chanhvinh.com

Pre-printed Cable Markers

Helagrip, slide on, chevron cut

HGDC1-3	
	Article-No.
A	515-01014
B	515-01024
C	515-01034
D	515-01044
E	515-01054
F	515-01064
G	515-01074
H	515-01084
I	515-01094
J	515-01104
K	515-01114
L	515-01124
M	515-01134
N	515-01144
O	515-01154
P	515-01164
Q	515-01174
R	515-01184
S	515-01194
T	515-01204
U	515-01214
V	515-01224
W	515-01234
X	515-01244
Y	515-01254
Z	515-01264

HGDC1-3	
	Article-No.
0	515-01604
1	515-01614
2	515-01624
3	515-01634
4	515-01644
5	515-01654
6	515-01664
7	515-01674
8	515-01684
9	515-01694
+	515-01704
–	515-01714
/	515-01724
⏚	515-01734
•	515-01804
0	515-01600
1	515-01611
2	515-01622
3	515-01633
5	515-01655
6	515-01666
7	515-01677
8	515-01688
9	515-01699

HGDC2-5	
	Article-No.
A	515-02014
B	515-02024
C	515-02034
D	515-02044
E	515-02054
F	515-02064
G	515-02074
H	515-02084
I	515-02094
J	515-02104
K	515-02114
L	515-02124
M	515-02134
N	515-02144
O	515-02154
P	515-02164
Q	515-02174
R	515-02184
S	515-02194
T	515-02204
U	515-02214
V	515-02224
W	515-02234
X	515-02244
Y	515-02254
Z	515-02264

HGDC2-5	
	Article-No.
0	515-02604
1	515-02614
2	515-02624
3	515-02634
4	515-02644
5	515-02654
6	515-02664
7	515-02674
8	515-02684
9	515-02694
+	515-02704
–	515-02714
•	515-02715
/	515-02724
⏚	515-02734
0	515-02600
1	515-02611
2	515-02622
3	515-02633
5	515-02655
6	515-02666
7	515-02677
8	515-02688
9	515-02699

HGDC4-9	
	Article-No.
A	515-03014
B	515-03024
C	515-03034
D	515-03044
E	515-03054
F	515-03064
G	515-03074
H	515-03084
I	515-03094
J	515-03104
K	515-03114
L	515-03124
M	515-03134
N	515-03144
O	515-03154
P	515-03164
Q	515-03174
R	515-03184
S	515-03194
T	515-03204
U	515-03214
V	515-03224
W	515-03234
X	515-03244
Y	515-03254
Z	515-03264

HGDC4-9	
	Article-No.
0	515-03604
1	515-03614
2	515-03624
3	515-03634
4	515-03644
5	515-03654
6	515-03664
7	515-03674
8	515-03684
9	515-03694
+	515-03704
–	515-03714
/	515-03724
•	515-01946
⏚	515-01947
0	515-03600
1	515-03611
2	515-03622
3	515-03633
5	515-03655
6	515-03666
7	515-03677
8	515-03688
9	515-03699

More variants and dimensions are available on request. Please contact us for more information.



Please note! Not all products listed on this page may have this approval. Please check our website for latest approvals.

03/2017 031-93468
BRO Panel Builder

chanhvinh.com

Pre-printed Cable Markers

Ovalgrip, slide on, straight cut

Ideally suited to panel building, mass transit, utilities, telecommunications and electrical contracting.

These markers are supplied continuous on a reel (HODS).

Markers are available as standard in yellow material marked in black and international resistor colour code. Characters are 0-9, A-Z and standard electrical symbols.

White material marked in black available on special request.

AT1 Arrowtags will fit 7 size 50 markers.

AT2 Arrowtags will fit 8 size 85 markers.

AT3 Arrowtags will fit 14 size 85 markers.



Ovalgrip product family.

Features and Benefits

- Oval shaped markers designed to fit AT1, AT2 or AT3 (depends on Ovalgrip size)
- Ideal for use in maintenance and repair and fixed with cable ties
- Direct application to wire and cable before termination is also recommended
- Traditional wire marking available in yellow, white and colour code

MATERIAL	Flexible Polyvinyl Chloride, cadmium free (PVC)
Operating Temperature	-65 °C to +105 °C, intermittent +135 °C
Flammability	UL 94 V0 (3mm)

RoHS

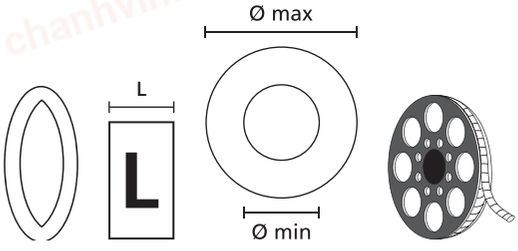

Ovalgrip straight cut.

More variants and dimensions are available on request. Please contact us for more information.

The products have been tested in-house according to UL224.

TYPE	Bundle Ø min.	Bundle Ø max.	Length (L)	Pack Cont.	For Size
HODS50	1.7	3.6	4.0	1,000 pcs.	AT1
HODS85	1.8	6.3	4.5	1,000 pcs.	AT2/AT3

All dimensions in mm. Subject to technical changes.
Minimum Order Quantity (MOQ) may differ from package content. Other packaging options may also be available. More colours on request.

03/2017 031-93468
BRO Panel Builder

IEC

Please note! Not all products listed on this page may have this approval. Please check our website for latest approvals.

chanhvinh.com

Pre-printed Cable Markers

Ovalgrip, slide on, straight cut

HODS50	
	Article-No.
A	531-15014
B	531-15024
C	531-15034
D	531-15044
E	531-15054
F	531-15064
G	531-15074
H	531-15084
I	531-15094
J	531-15104
K	531-15114
L	531-15124
M	531-15134
N	531-15144
O	531-15154
P	531-15164
Q	531-15174
R	531-15184
S	531-15194
T	531-15204
U	531-15214
V	531-15224
W	531-15234
X	531-15244
Y	531-15254
Z	531-15264

HODS50	
	Article-No.
0	531-15274
1	531-15284
2	531-15294
3	531-15304
4	531-15314
5	531-15324
6	531-15334
7	531-15344
8	531-15354
9	531-15364
.	531-00174
/	531-00175
⏚	531-00176
+	531-00451
-	531-00452
0	531-15365
1	531-15366
2	531-15367
3	531-15368
5	531-15370
6	531-15371
7	531-15372
8	531-15373
9	531-15374

HODS85	
	Article-No.
A	531-07935
B	531-07936
C	531-07937
D	531-07938
E	531-07939
F	531-07940
G	531-07941
H	531-07942
I	531-07943
J	531-07944
K	531-07945
L	531-07946
M	531-07947
N	531-07948
O	531-07949
P	531-07950
Q	531-07951
R	531-07952
S	531-07953
T	531-07954
U	531-07955
V	531-07956
W	531-07957
X	531-07958
Y	531-07959
Z	531-07960

HODS85	
	Article-No.
0	531-07925
1	531-07926
2	531-07927
3	531-07928
4	531-07732
5	531-07930
6	531-07931
7	531-07932
8	531-07933
9	531-07934
.	531-00384
/	531-07961
⏚	531-00386
+	531-07924
-	531-07923
0	531-07728
1	531-07729
2	531-07730
3	531-07731
5	531-07733
6	531-07734
7	531-07735
8	531-07736
9	531-07737





More variants and dimensions are available on request. Please contact us for more information.

IEC

Please note! Not all products listed on this page may have this approval. Please check our website for latest approvals.

03/2017 031-93468
BRO Panel Builder

chanhvinh.com

Pre-printed Cable Markers

WIC, snap on

WIC markers are applied to the wire by simply clicking them on using the WIC tool or if no tool is available they can easily be applied by hand.

Simply insert the marker strip into the back of the tool and slide down to the end and simply press the marker down over the wire. Twist the marker off and apply the next marker. Once all the markers are on slide them together until the locking mechanism engages.

Features and Benefits

- Fast and easy to use pre-printed nylon snap-on marker
- Ideal where termination is completed or for maintenance and repair
- Markers lock together to give perfect text alignment
- Vibration resistant markers, WIC markers lock onto wire and cable tightly
- WIC tool holds 20 WIC marker in all three sizes
- Gripping system locks markers onto wire and resists rotation
- Available in Yellow, White and international resistor colour code
- Popular 2 digit markings such as L1, L2, L3, PE are available in Yellow or colour code
- Dispenser colour denotes marker size: WIC0 (GN), WIC1 (RD), WIC2 (BU), WIC3 (YE)



Use the applicator to simply snap the marker onto your cable.

MATERIAL	Polyamide 6.6 (PA66)
Operating Temperature	-40 °C to +85 °C, (+105 °C, 500 h)
Flammability	UL 94 V0

HF ✓ RoHS ✓

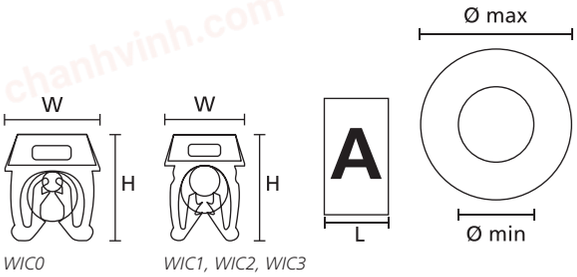

WIC0 *WIC1, WIC2, WIC3*

Customized marking on request

More variants and dimensions are available on request. Please contact us for more information.

TYPE	Drawing	Bundle Ø min.	Bundle Ø max.	Width (W)	Height (H)	Length (L)	Wire Size Range (mm²)	Pack Cont.	Application Tool	Article-No.
WIC0-0-9	0 9	0.8	2.2	5.0	5.5	3.0	0.15-0.75	1,000 pcs.	WIC Tool	561-00101
WIC0-A,E,L,N, R,S,T,+,-,⏚	A E L N R S T + - ⏚	0.8	2.2	5.0	5.5	3.0	0.15-0.75	1,000 pcs.	WIC Tool	561-00994
WIC0-0-9	0 1 2 3 4 5 6 7 8 9	0.8	2.2	5.0	5.5	3.0	0.15-0.75	1,000 pcs.	WIC Tool	561-00100
WIC1-0-9	0 9	2.0	2.8	5.0	6.4	3.0	0.50-1.50	1,000 pcs.	WIC Tool	561-01101

All dimensions in mm. Subject to technical changes.
Minimum Order Quantity (MOQ) may differ from package content. Other packaging options may also be available. More colours on request.

Application Tool	
WIC Tool	561-00001

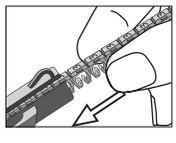

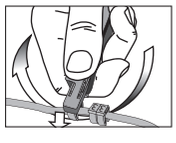

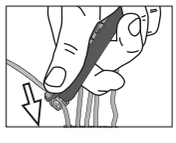

Application video: WIC

Please note! Not all products listed on this page may have this approval. Please check our website for latest approvals.

chanhvinh.com

Pre-printed Cable Markers

WIC, snap on

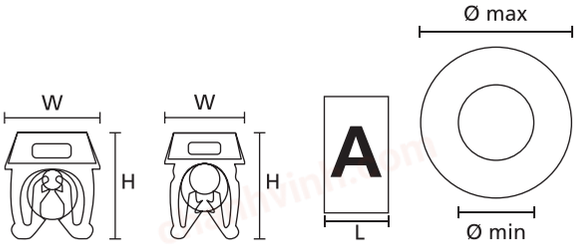

WIC0 *WIC1, WIC2, WIC3*

TYPE	Drawing	Bundle Ø min.	Bundle Ø max.	Width (W)	Height (H)	Length (L)	Wire Size Range (mm²)	Pack Cont.	Application Tool	Article-No.
WIC1-A,E,L,N, R,S,T,+,-, ⏚	A E L N R S T + - ⏚	2.0	2.8	5.0	6.4	3.0	0.50-1.50	1,000 pcs.	WIC Tool	561-01994
WIC1-0-9	0 1 2 3 4 5 6 7 8 9	2.0	2.8	5.0	6.4	3.0	0.50-1.50	1,000 pcs.	WIC Tool	561-01100
WIC2-0-9	0 9	2.8	3.8	5.6	7.1	3.0	1.50-2.50	1,000 pcs.	WIC Tool	561-02101
WIC2-A,E,L,N, R,S,T,+,-, ⏚	A E L N R S T + - ⏚	2.8	3.8	5.6	7.1	3.0	1.50-2.50	1,000 pcs.	WIC Tool	561-02994
WIC2-0-9	0 1 2 3 4 5 6 7 8 9	2.8	3.8	5.6	7.1	3.0	1.50-2.50	1,000 pcs.	WIC Tool	561-02100
WIC3-0-9	0 9	4.3	5.3	8.0	9.6	3.0	4.00-6.00	500 pcs.	WIC Tool	561-03101
WIC3-A,E,L,N, R,S,T,+,-, ⏚	A E L N R S T + - ⏚	4.3	5.3	8.0	9.6	3.0	4.00-6.00	500 pcs.	WIC Tool	561-03994
WIC3-0-9	0 1 2 3 4 5 6 7 8 9	4.3	5.3	8.0	9.6	3.0	4.00-6.00	500 pcs.	WIC Tool	561-03100

All dimensions in mm. Subject to technical changes.
Minimum Order Quantity (MOQ) may differ from package content. Other packaging options may also be available. More colours on request.

IEC Please note! Not all products listed on this page may have this approval. Please check our website for latest approvals.

03/2017 031-93468
BRO Panel Builder

chanhvinh.com

Identification tags for marking cable bundles

Q-tags

Q-tags are used to identify a cable or a cable bundle and are secured with a Q-tie. The Q-tag's flag design allows the user to quickly read or scan the printed information.

Features and Benefits

- Identify cable or cable bundle
- Quickly read or scan printed information
- Mark by hand with T82 series marker pen or use printed adhesive label
- HellermannTyton offers complete printing solution (printers, labels, ribbons)
- Perfect combination with Q-ties to safely secure and mark cables with highly visible text



The flagged orientation of Q-tags ensures that printed texts are easily visible.

Please find more Q-Series products for your system solution on page 62, 72.

Application video: Q-Series



Q-tags can be labelled with pre-printed labels or by hand.



Q-tags are available in different sizes and types.

MATERIAL	Polyamide 6.6 (PA66)
Operating Temperature	-40 °C to +85 °C
Flammability	UL 94 V2

HF RoHS



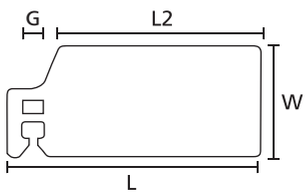

Q-tag QT7040S

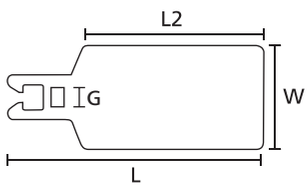

Q-tag QT7040R, QT10065R

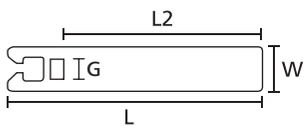

Q-tag QT7016R

TYPE	Length (L)	Length (L2)	Width (W)	Strap Width max. (G)	Pack Cont.	Colour	Article-No.
QT7040S	88.0	70.0	42.0	3.6	50 pcs.	White (WH)	151-10952
QT7016R	100.0	70.0	18.0	4.7	50 pcs.	White (WH)	151-10950
QT7040R	100.0	70.0	42.0	4.7	50 pcs.	White (WH)	151-10951
QT10065R	135.0	100.0	67.0	4.7	25 pcs.	White (WH)	151-10953

All dimensions in mm. Subject to technical changes. Minimum Order Quantity (MOQ) may differ from package content.

T82 Marker Pen

TYPE	Description	Pack Cont.	Colour	Article-No.
T82S-BK	Indelible Marker Pen	2 pcs.	Black (BK)	500-50820
T82R-RD	Indelible Marker Pen	2 pcs.	Red (RD)	500-50822

Subject to technical changes. Minimum Order Quantity (MOQ) may differ from package content. Other packaging options may also be available.

03/2017 031-93468
BRO Panel Builder

chanhvinh.com

Identification ties and plates for marking cable bundles

IT Ties

One of the major benefits is the ability to both secure and identify cable bundles at different times.

Features and Benefits

- Identification ties made of Polyamide 6.6
- For simple identification and securing of cable bundles in one step
- Printable labels are available for a professional finish
- Manual or temporary marking is possible with an indelible pen (T82S-BK / T82R-RD)

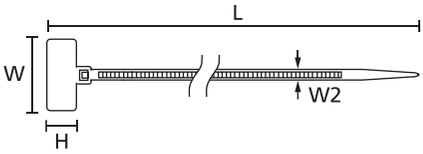

IT18FL

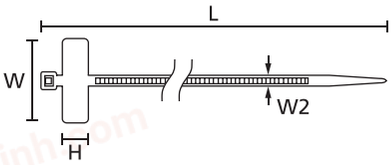

IT18R





One operation with two benefits.

MATERIAL	Polyamide 6.6 (PA66)
Operating Temperature	-40 °C to +85 °C
Flammability	UL 94 V2

HF RoHS

TYPE	Bundle Ø min.	Bundle Ø max.	Width (W)	Height (H)	Length (L)	Width (W2)	N	Recommended Labels	Pack Cont.	Colour	Article-No.
IT18FL	1.5	19.0	20.5	9.0	110.0	2.5	80	TAG18-07TD1	100 pcs.	Natural (NA)	111-81919
IT18R	6.0	22.0	25.0	8.0	100.0	2.3	80	TAG23-06TD1	100 pcs.	Natural (NA)	111-81821

All dimensions in mm. Subject to technical changes. Minimum Order Quantity (MOQ) may differ from package content. Other packaging options may also be available.

c UL us DNV·GL IEC

Please note! Not all products listed on this page may have this approval. Please check our website for latest approvals.

Labels for IT ties, IMP plates and Q-tags, thermal transfer

Helatag 892 (White)

Features and Benefits

- Suited to the slightly rough surfaces of Q-tags, IT ties and IMP/IT plates
- Adheres to rounded surfaces
- Excellent print performance using TT822OUT ribbon
- Print with TT4000+, TT430 for best results
- Easy label design with TagPrint Pro

MATERIAL	Type 892, Vinyl (PVC), white (WH)
Operating Temperature	-40 °C to +80 °C
Curing Temperature	from 0 °C
Adhesive	Acrylic
Thickness of Foil (µm)	83 µm
Chem. Material Properties	Good resistance against water, oils and most solvents.
Recommended Ribbon Type	TT822OUT

RoHS

TYPE	Width (W)	Height (H)	Width of Liner (WL)	Labels per Row	For Size	Pack Cont.	Colour	Article-No.
TAG18-07TD1-892-WH	18.0	7.0	24.0	1 pc.	IT18FL	5,000 pcs.	White (WH)	596-12253
TAG23-06TD1-892-WH	23.0	6.0	30.0	1 pc.	IT18R	5,000 pcs.	White (WH)	596-12255
TAG63TD1-892-WH	63.5	38.1	70.0	1 pc.	QT7040R, QT7040S	1,000 pcs.	White (WH)	596-12263
TAG102-64TD1-892-WH	102.0	64.0	106.0	1 pc.	QT10065R	250 pcs.	White (WH)	596-12265

All dimensions in mm. Subject to technical changes. Minimum Order Quantity (MOQ) may differ from package content. Other packaging options may also be available.

03/2017 031-93468
BRO Panel Builder

chanhvinh.com

Carrier Marking System, laser

Helafix HC and HCR Carriers

Marking of cable looms, cables, pipes, transport systems, valves, sensors, for inventory marking on machines or other parts.

Features and Benefits

- Versatile transparent carriers for HFX labels used for temporary or permanent marking
- Fixed in place using T18 series cable ties, screws or rivets (carrier HC06, no rivet hole)
- Protects inserted HFX label against damp, dirt, damage and UV radiation
- Helafix HC supplied as cut lengths in bags, pre-cut and pre-punched rivet hole (carrier HC06 have no punched hole)
- Helafix HCR supplied in continuous tube format and can be cut to size with HCT tool
- Helafix HFX labels designed to fit into HC and HCR carriers



Multi-purpose identification potential: Helafix HC and HCR.

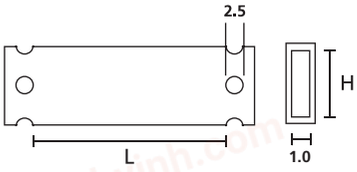

MATERIAL	Polyethylene, UV Resistant (PEUV)
Operating Temperature	-60 °C to +65 °C
Flammability	UL 94 HB
Chem. Material Properties	Resistance to UV light, water and a variety of solvents.

HF ✓ RoHS ✓

TYPE	Length (L)	Height (H)	Reel Length	Pack Cont.	Recommended Labels	Tools	Article-No.
HCR06	-	7.0	25 m	25 m	-	-	525-07003
HCR09	-	10.0	25 m	25 m	HFX9	50	525-10003
HCR12	-	13.0	25 m	25 m	HFX12	51	525-13003
HCR18	-	19.0	25 m	25 m	-	-	525-19003
HCR24	-	25.0	25 m	25 m	-	-	525-25003
HC06-17	17.5	7.0	-	50 pcs.	-	-	525-07173
HC09-17	17.5	10.0	-	50 pcs.	HFX9-17P	-	525-10173
HC12-17	17.5	13.0	-	50 pcs.	-	-	525-13173
HC06-35	35.0	7.0	-	50 pcs.	-	-	525-07353
HC09-35	35.0	10.0	-	50 pcs.	HFX9-35P	-	525-10353
HC12-35	35.0	13.0	-	50 pcs.	HFX12-35P	-	525-13353
HC18-35	35.0	19.0	-	50 pcs.	-	-	525-19353
HC09-52	52.0	10.0	-	50 pcs.	HFX9-52P	-	525-10523
HC12-52	52.0	13.0	-	50 pcs.	HFX12-52P	-	525-13523
HC18-52	52.0	19.0	-	50 pcs.	-	-	525-19523
HC24-52	52.0	25.0	-	50 pcs.	-	-	525-25523
HC12-70	70.0	13.0	-	50 pcs.	-	-	525-13703
HC18-70	70.0	19.0	-	50 pcs.	-	-	525-19703
HC24-70	70.0	25.0	-	50 pcs.	-	-	525-25703

All dimensions in mm. Subject to technical changes. Minimum Order Quantity (MOQ) may differ from package content. Other packaging options may also be available.

03/2017 031-93468
BRO Panel Builder

chanhvinh.com

Carrier Marking System, laser

Helafix HFX Labels

Use marking pen T82 or print the labels with laser printer. For indoor use in bundle applications in machines, panel building or wherever flexible self marked marking is needed.

Features and Benefits

- Laser printable non-adhesive labels for Helafix carrier strip (HC and HCR) range
- Every sheet in two colours (front yellow, back white)
- A4 format
- Simple and efficient label design and printing with TagPrint Pro software
- Mark manually with T82 series indelible markers pens



A precise match for Helafix, for permanent identification coding.

For MS-Windows Word design templates for simple applications please refer to www.HellermannTyton.com (downloadzone).

MATERIAL	Polyester (SP)
Operating Temperature	-70 °C to +125 °C
Chem. Material Properties	Resistance to a variety of solvents. Good UV light resistance.

HF RoHS

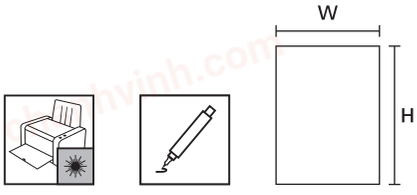

TYPE	Width (W)	Height (H)	Labels per Sheet	Sheets per Pack	Carton Quantity	Colour	Article-No.
HFX9-17P	17.5	9.0	319 pcs.	20 pcs.	6,380 pcs.	Yellow (YE), White (WH)	526-01014
HFX9-35P	35.0	9.0	145 pcs.	20 pcs.	2,900 pcs.	Yellow (YE), White (WH)	526-01514
HFX12-35P	35.0	12.0	110 pcs.	20 pcs.	2,200 pcs.	Yellow (YE), White (WH)	526-01714
HFX9-52P	52.5	9.0	124 pcs.	20 pcs.	2,480 pcs.	Yellow (YE), White (WH)	526-02014
HFX12-52P	52.5	12.0	92 pcs.	20 pcs.	1,840 pcs.	Yellow (YE), White (WH)	526-02214
HFX12-105P	105.0	12.0	44 pcs.	20 pcs.	880 pcs.	Yellow (YE), White (WH)	526-02514
HFX24-105P	105.0	24.0	22 pcs.	20 pcs.	440 pcs.	Yellow (YE), White (WH)	526-03014
HFX12-210P	210.0	12.0	22 pcs.	20 pcs.	440 pcs.	Yellow (YE), White (WH)	526-05014
HFX24-210P	210.0	24.0	11 pcs.	20 pcs.	220 pcs.	Yellow (YE), White (WH)	526-05514

All dimensions in mm. Subject to technical changes.
Minimum Order Quantity (MOQ) may differ from package content. Other packaging options may also be available.

T82 Marker Pen

TYPE	Description	Pack Cont.	Colour	Article-No.
T82S-BK	Indelible Marker Pen	2 pcs.	Black (BK)	500-50820
T82R-RD	Indelible Marker Pen	2 pcs.	Red (RD)	500-50822

Subject to technical changes.
Minimum Order Quantity (MOQ) may differ from package content. Other packaging options may also be available.

03/2017 031-93468
BRO Panel Builder

chanhvinh.com

Helafix Tool

HCT1 for carrier size HCR09

HCT2 for carrier size HCR12

HCT1 and HCT2 tools are ideal for cleanly cutting the carrier strip as well as punching out the securing holes. For HCR06, HCR18 and HCR24, the front part of the pliers can be used. To fix the character holders HC and HCR simply use the T18 range of cable ties, fixings or rivets.

Features and Benefits

- Cleanly cut Helafix HCR carrier tubing
- Punch securing holes on edges of HCR09 (HCT1) and HCR12 (HCT2)
- Apply punched HCR09 and HCR12 with T18 range of cable ties
- Suitable for punching rivet holes in HCR06, HCR18 and HCR24 tubing
- Punch hole diameter 2.5 mm
- Fix with T18 range of cable ties or suitable rivets



Any length can be used…



…just cut to suit.

TYPE	For Carrier Width	For Size	Ø (D)	Article-No.
HCT1	10.0	HCR09	2.5	525-00010
HCT2	13.0	HCR12	2.5	525-00013

All dimensions in mm. Subject to technical changes.

03/2017 031-93468
BRO Panel Builder

chanhvinh.com

Labels for control panel identification, thermal transfer

Helatag 880 (Yellow matt), removable

Helatag 1211 (Yellow) for rough surfaces

The specially formulated adhesive labels give the highest quality print clarity when printed on thermal transfer printers. The range of materials and ribbons have been developed to suit the needs of most users. Designing and printing labels is simple and users can quickly print out professional labels in a matter of moments when using TagPrint Pro labelling software.

Due to the structure of the vinyl label they are suitable for rougher surfaces.



Switchgear application.

Features and Benefits

- Suited to labelling electrical panels
- Excellent print performance using TT822OUT ribbon
- Print with TT4000+, TT430 for best results
- Easy label design with Tagprint Pro

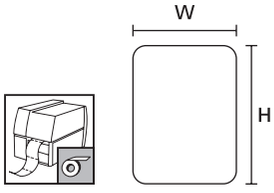

MATERIAL	Type 880, Vinyl (PVC), yellow matt (MTYE), removable
Operating Temperature	-40 °C to +80 °C
Curing Temperature	from +10 °C
Adhesive	Acrylic
Thickness of Foil (µm)	80 µm
Chem. Material Properties	Good resistance to water, oil and most solvents.
Recommended Ribbon Type	TT822OUT

RoHS

MATERIAL	Type 1211, Vinyl (PVC), yellow gloss (GSYE)
Operating Temperature	-20 °C to +80 °C
Curing Temperature	from +5 °C
Adhesive	Acrylic
Thickness of Foil (µm)	83 µm
Chem. Material Properties	Resistant to water, alcohol, most oils, greases, fuel, aliphatic solvents, weak acids, salts and alkalis.
Recommended Ribbon Type	TT822OUT

RoHS

TYPE	Width (W)	Height (H)	Width of Liner (WL)	Labels per Row	Pack Cont.	Colour	Article-No.
TAG15-09TE-880-YE	15.0	9.0	89.0	5 pcs.	10,000 pcs.	Yellow matt (MTYE)	596-12174
TAG16-06TE-880-YE	16.5	6.0	101.6	5 pcs.	20,000 pcs.	Yellow matt (MTYE)	596-12172
TAG19-11TE-880-YE	19.0	11.0	89.0	4 pcs.	10,000 pcs.	Yellow matt (MTYE)	596-12175
TAG20-08TE-880-YE	20.0	8.0	101.6	4 pcs.	10,000 pcs.	Yellow matt (MTYE)	596-12173
TAG38-11TE-880-YE	38.0	11.0	85.1	2 pcs.	5,000 pcs.	Yellow matt (MTYE)	596-12176
TAG56-22TE-880-YE	56.0	22.0	62.0	1 pc.	2,000 pcs.	Yellow matt (MTYE)	596-12177

All dimensions in mm. Subject to technical changes.
Minimum Order Quantity (MOQ) may differ from package content. Other packaging options may also be available.

TYPE	Width (W)	Height (H)	Width of Liner (WL)	Labels per Row	Pack Cont.	Colour	Article-No.
TAG15-09TE-1211-YE	15.0	9.0	89.0	5 pcs.	10,000 pcs.	Yellow gloss (GSYE)	596-21211
TAG16-06TE-1211-YE	16.5	6.0	101.6	5 pcs.	20,000 pcs.	Yellow gloss (GSYE)	596-01211
TAG20-08TE-1211-YE	20.0	8.0	101.6	4 pcs.	10,000 pcs.	Yellow gloss (GSYE)	596-11211
TAG38-11TE-1211-YE	38.0	11.0	85.1	2 pcs.	5,000 pcs.	Yellow gloss (GSYE)	596-41211
TAG56-22TE-1211-YE	56.0	22.0	62.0	1 pc.	2,000 pcs.	Yellow gloss (GSYE)	596-51211

All dimensions in mm. Subject to technical changes.
Minimum Order Quantity (MOQ) may differ from package content. Other packaging options may also be available.

03/2017 031-93468
BRO Panel Builder

chanhvinh.com

Labels for control panel identification, thermal transfer

Helatag 1216 (White) for rough surfaces

The specially formulated adhesive labels give the highest quality print clarity when printed on thermal transfer printers. The range of materials and ribbons have been developed to suit the needs of most users. Designing and printing labels is simple and users can quickly print out professional labels in a matter of moments when using TagPrint Pro labelling software.

Features and Benefits

- Suited to labelling electrical panels
- White labels give excellent contrast
- Excellent print performance using TT822OUT ribbon
- Print with TT4000+, TT430 for best results
- Easy label design with TagPrint Pro



Clear and permanent identification.

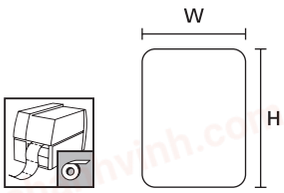

MATERIAL	Type 1216, Polyethylene (PE), white (WH)
Operating Temperature	-30 °C to +60 °C
Curing Temperature	from 0 °C
Adhesive	Acrylic
Thickness of Foil (µm)	110 µm
Chem. Material Properties	Resistant to water, alcohol, most oils, greases, fuel, aliphatic solvents, weak acids, salts and alkalis.
Recommended Ribbon Type	TT822OUT

HF ✓ RoHS ✓

TYPE	Width (W)	Height (H)	Width of Liner (WL)	Labels per Row	Pack Cont.	Colour	Article-No.
TAG05-08TC-1216-WH	5.0	8.0	85.0	16 pcs.	25,000 pcs.	White (WH)	596-12147
TAG05-15TC-1216-WH	5.0	15.0	85.0	16 pcs.	25,000 pcs.	White (WH)	596-12151
TAG06-10TC-1216-WH	6.0	10.0	85.0	13 pcs.	25,000 pcs.	White (WH)	596-12149
TAG08-15TC-1216-WH	8.0	15.0	85.0	10 pcs.	25,000 pcs.	White (WH)	596-12152

All dimensions in mm. Subject to technical changes.
Minimum Order Quantity (MOQ) may differ from package content. Other packaging options may also be available.

03/2017 031-93468
BRO Panel Builder

chanhvinh.com

Cotton cloth labels, manual marking

HELASIGN, Material 270 (Yellow), A4 Sheets

For areas where high label visibility is required, or where temporary labels are needed. The synthetic rubber adhesive allows the easy removal or repositioning of the label when needed. Using the T82 pens ensures clarity of written text and excellent mark permanence.

Features and Benefits

- Yellow fabric adhesive labels
- Easily remove or reposition labels as required
- No sticky residue on removal
- Labels available with or without black border
- Use T82 marker pen for market leading mark endurance
- Clear protective box to ensures labels stay as good as new



Cotton fabric labels will adhere to most surfaces and are repositionable.

Please note: These labels are not suitable for laser printing.

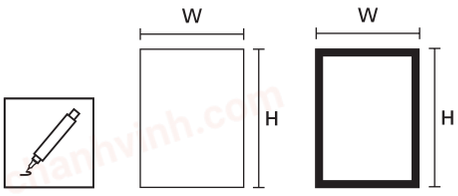

MATERIAL	Type 270, Cotton cloth, yellow (YE)
Operating Temperature	-29 °C to +80 °C
Curing Temperature	from +10 °C
Adhesive	Synthetic rubber
Thickness of Foil (µm)	150 µm
Chem. Material Properties	Good resistance against water, oils and most solvents.

RoHS

TYPE	Drawing	Width (W)	Height (H)	Labels per Sheet	Pack Cont.	Colour	Article-No.
TAG120A4-270-YE		15.0	6.0	611 pcs.	15,275 pcs.	Yellow (YE)	597-12027
TAG122A4-270-YE		15.0	9.0	348 pcs.	9,300 pcs.	Yellow (YE)	597-12227
TAG124A4-270-YE		19.0	11.0	240 pcs.	6,000 pcs.	Yellow (YE)	597-12427
TAG121A4-270-YE		20.0	8.0	315 pcs.	7,875 pcs.	Yellow (YE)	597-12127
TAG123A4-270-YE		26.0	10.0	196 pcs.	4,900 pcs.	Yellow (YE)	597-12327
TAG126A4-270-YE		30.0	20.0	36 pcs.	2,100 pcs.	Yellow (YE)	597-12627
TAG125A4-270-YE		38.0	11.0	130 pcs.	3,250 pcs.	Yellow (YE)	597-12527
TAG127A4-270-YE		56.0	22.0	39 pcs.	975 pcs.	Yellow (YE)	597-12727
TAG128A4-270-YE		60.0	35.0	24 pcs.	600 pcs.	Yellow (YE)	597-12827
TAG122FA4-270-YE		15.0	9.0	348 pcs.	9,300 pcs.	Yellow (YE)	597-92227
TAG124FA4-270-YE		19.0	11.0	240 pcs.	6,000 pcs.	Yellow (YE)	597-92427
TAG121FA4-270-YE		20.0	8.0	315 pcs.	7,875 pcs.	Yellow (YE)	597-92127
TAG125FA4-270-YE		38.0	11.0	130 pcs.	3,250 pcs.	Yellow (YE)	597-92527
TAG127FA4-270-YE		56.0	22.0	39 pcs.	975 pcs.	Yellow (YE)	597-92727
TAG128FA4-270-YE		60.0	35.0	24 pcs.	600 pcs.	Yellow (YE)	597-92827

All dimensions in mm. Subject to technical changes.
Minimum Order Quantity (MOQ) may differ from package content. Other packaging options may also be available.

T82 Marker Pen

TYPE	Description	Pack Cont.	Colour	Article-No.
T82S-BK	Indelible Marker Pen	2 pcs.	Black (BK)	500-50820
T82R-RD	Indelible Marker Pen	2 pcs.	Red (RD)	500-50822

Subject to technical changes.
Minimum Order Quantity (MOQ) may differ from package content. Other packaging options may also be available.

03/2017 031-93468
BRO Panel Builder

chanhvinh.com

Panel plate labels, thermal transfer

Helatag 1220 (White)

Panel Labels are durable adhesive labels made from a thick material that is designed to replace traditional engraved plastic plates. The white and silver glossy colours are suited to industrial control panels, switchgear, data racks, and general equipment labeling.

Create crisp and clear professional looking labels by printing with TT4000+ or TT430 printers and TT822OUT ribbons.

Simple label design creation is easily achieved using Tagprint Pro.

Features and Benefits

- Cost-effective replacement for engraved plastic plates, no need for additional label holder
- High performance adhesive and compressible foam backing ensures optimal adhesion to uneven surfaces if required
- Rounded corners ensure better long term durability of adhesion
- Print high contrast text and barcodes
- Print 'On Site' not order 'Off Site'
- Special sizes and colours are possible on request
- Excellent print performance using TT122OUT and TT822OUT ribbons
- For outstanding chemical resistance use TT122OUT
- Print with TT4000+, TT430 for best results
- Easy label design with TagPrint Pro



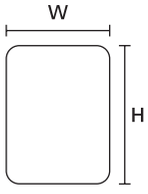

One Step to the Web!



Panel labels are an ideal replacement for engraved plates.

MATERIAL	Type 1220, Polyester (PET), white (WH)
Operating Temperature	-40 °C to +90 °C
Curing Temperature	from +4 °C
Adhesive	Acrylic
Thickness of Foil (µm)	625 µm
Chem. Material Properties	Excellent resistance to aging, weathering and UV-radiation. Extensive resistance to the influence of chemicals and solvents.
Recommended Ribbon Type	TT122OUT, TT822OUT

RoHS

TYPE	Width (W)	Height (H)	Width of Liner (WL)	Labels per Row	Pack Cont.	Colour	Article-No.
TAG13-07TDK1-1220-WH	13.0	7.0	21.0	1 pc.	1,000 pcs.	White (WH)	596-00560
TAG22-22TDK1-1220-WH	22.0	22.0	28.0	1 pc.	1,000 pcs.	White (WH)	596-00561
TAG27-08TDK1-1220-WH	27.0	8.0	33.0	1 pc.	1,000 pcs.	White (WH)	596-00562
TAG27-12.5TDK1-1220-WH	27.0	12.5	33.0	1 pc.	1,000 pcs.	White (WH)	596-00558
TAG27-15TDK1-1220-WH	27.0	15.0	33.0	1 pc.	1,000 pcs.	White (WH)	596-00563
TAG27-18TDK1-1220-WH	27.0	18.0	33.0	1 pc.	1,000 pcs.	White (WH)	596-00564
TAG27-27TDK1-1220-WH	27.0	27.0	33.0	1 pc.	1,000 pcs.	White (WH)	596-00565
TAG35-18TDK1-1220-WH	35.0	18.0	41.0	1 pc.	1,000 pcs.	White (WH)	596-00566
TAG45-15TDK1-1220-WH	45.0	15.0	51.0	1 pc.	1,000 pcs.	White (WH)	596-00567
TAG45-25TDK1-1220-WH	45.0	25.0	51.0	1 pc.	1,000 pcs.	White (WH)	596-00568
TAG60-30TDK1-1220-WH	60.0	30.0	66.0	1 pc.	500 pcs.	White (WH)	596-00569
TAG90-45TDK1-1220-WH	90.0	45.0	96.0	1 pc.	500 pcs.	White (WH)	596-00570
TAG100-30TDK1-1220-WH	100.0	30.0	106.0	1 pc.	250 pcs.	White (WH)	596-00571
TAG100-70TDK1-1220-WH	100.0	70.0	106.0	1 pc.	250 pcs.	White (WH)	596-00572

All dimensions in mm. Subject to technical changes.
Minimum Order Quantity (MOQ) may differ from package content. Other packaging options may also be available.

03/2017 031-93468
BRO Panel Builder

chanhvinh.com

Stainless Steel Printing System

M-BOSS Compact Markers

M-BOSS Markers are used in all areas where severe mechanical or chemical conditions occur e.g. offshore industry, marine engineering, petrochemical industry, mining, underground or on radio and cellular masts where mark permanence is critical.

The raised surface of the embossed print ensures that the text remains visible even with dirt, grease, and paint cover the marker. The physical characteristics of the metal and the height of the embossed mark allows users to apply a stiff or metallic brush to the surface and remove excess layers of paint or grease without damaging the integrity of the text.

Features and Benefits

- Raised marking ensure text visibility even when covered in dust, debris, grease and oil
- Stainless steel grade SS316 is suited for use in harsh environments
- Marker plates are designed for use with stainless steel cable ties with a 4.6 mm strap width
- Apply ties with a MK9SST



Identification for hazardous environments: M-BOSS Compact stainless steel markers.



Identification for hazardous environments: M-BOSS Compact stainless steel markers.

Application video: M-BOSS Compact

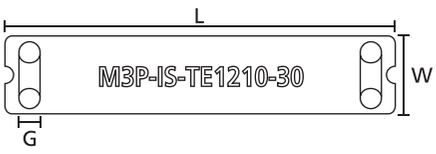

MBML

MATERIAL	Stainless Steel (SS316)
Operating Temperature	-80 °C to +538 °C

HF ✓ LFH ✓
RoHS ✓

TYPE	Strap Width max. (G)	Number of lines	Characters per line	Number of characters	Width (W)	Length (L)	Pack Cont.	Article-No.
MBMLE-DE10X45	4.6	1	8	8	10.0	45.0	10	544-80103
MBMLE-DE10X90	4.6	1	23	23	10.0	90.0	10	544-80104
MBMLE-DE20X45	4.6	3	8	24	20.0	45.0	10	544-80203
MBMLE-DE20X90	4.6	3	23	69	20.0	90.0	10	544-80204

All dimensions in mm. Subject to technical changes.
Minimum Order Quantity (MOQ) may differ from package content. Other packaging options may also be available.

03/2017 031-93468
BRO Panel Builder

chanhvinh.com

Thermal transfer printer

TT430

The TT430 is perfect for printing on HellermannTyton materials such as self-adhesive labels, shrinkable tubing and identification tags. Thanks to its low weight and compact construction, the TT430 integrates seamlessly into any workstation. It is easy to use due to its intuitive touch display and clear status messages which can be shown in multiple languages. The optional cutter and perforator make this printer ideal for a wide range of applications. 300 dpi resolution ensures that barcodes, warning symbols, logos and text are as sharp as they can be.

Features and Benefits

- Medium volume single sided printing
- Print on THTT DS, TLFX DS, TDRT DS and TULT DS (Ladder Products)
- Print on THTT, TLFX, TDRT, TULT, and TCGT (Continuous Tubing)
- Print on TAGHT, TAGLF, TAGDR, TAGUL,TAGPU, Tiptags
- Print on Adhesive Labels
- Uses standard ribbons
- Barcodes: standard and 2D
- Print speed up to 125 mm/s (30mm/s recommended for Ladder Products and Tubing)
- Adjustable label sensor
- Multiple language selection
- Windows drivers: 32/64 bit for Windows XP, Windows Vista, Windows 7 and Windows 8

One Step to the Web!



TT430 thermal transfer printer.

Print Method	Thermal Transfer
Print Head Type	300 dpi, flat type
Print Speed	up to 125 mm/s
Max. Print Width	106 mm
Label Height Max (metric)	1,000 mm
Interfaces	USB 2.0, Ethernet 10/100 Base T
Supported Barcodes, Printer	Standard and 2D
Printer Memory	64 MB RAM
Dimensions W x H x D	253 mm x 189 mm x 322 mm
Weight	4 kg

RoHS

TYPE	Pack Cont.	Article-No.
TT430	1 pc.	556-00450

Subject to technical changes.

TYPE	Description	Pack Cont.	Article-No.
TT External Reel Holder	External Reel Holder	1 pc.	556-00451

Subject to technical changes.

03/2017 031-93468
BRO Panel Builder

Please note! Not all products listed on this page may have this approval. Please check our website for latest approvals.

chanhvinh.com

Thermal transfer ribbons for

Adhesive Labels

Heatshrink and Tiptags

The thermal transfer print technology is based on heating up certain dots in the print head. This transfers the ink very precisely from the ribbon onto the surface of the printed material.

Features and Benefits

- Thermal transfer ribbons for highest quality and performance of printed labels
- Ribbons are specifically designed to maximise print performance for the recommended material



Ribbons for printing on Adhesive Labels.

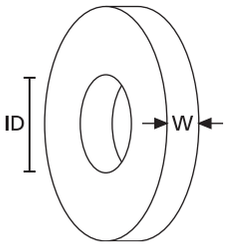

ID: The standard inside core diameter is 25.4 mm.

Adhesive Labels

TYPE	Recommended Material	Colour	Width (W)	Reel Length	Article-No.
TT822OUT 60MM	323/823/880/951/1203/1204/1206/ 1208/1210/1211/1213/1216/1220/1221	Black (BK)	60.0	300 m	556-00111
TT822OUT 110MM	323/823/880/951/1203/1204/1206/ 1208/1210/1211/1213/1216/1220/1221	Black (BK)	110.0	300 m	556-00101
TT932DOUT 85MM	323/1209	Black (BK)	85.0	300 m	556-00117
TT932DOUT 110MM	323/1209	Black (BK)	110.0	300 m	556-00118
TT122OUT 60mm	1220/1221	Black (BK)	60.0	300 m	556-00060
TT122OUT 110mm	1220/1221	Black (BK)	110.0	300 m	556-00061

All dimensions in mm. Subject to technical changes.

Heatshrink and Tiptags

TYPE	Recommended Material	Colour	Width (W)	Reel Length	Article-No.
TTDTHOUT 40MM	TCGT/TULT/TLFX/TDRT/TIPTAG	Black (BK)	40.0	300 m	556-00139
TTDTHOUT 60MM	TCGT/TULT/TLFX/TDRT/TIPTAG	Black (BK)	60.0	300 m	556-00140
TTDTHOUT 100MM	TCGT/TULT/TLFX/TDRT/TIPTAG	Black (BK)	100.0	300 m	556-00141

All dimensions in mm. Subject to technical changes.

Please note! Not all products listed on this page may have this approval. Please check our website for latest approvals.

03/2017 031-93468
BRO Panel Builder

chanhvinh.com

Cable Ties and Fixings



Cable Ties Inside Serrated

Material Information		
Material Specification Overview		59
T-Series		
standard, natural and black	PA66	61
With Open Head		
standard, natural and black	Q-Series, PA66	62

Cable Ties With Fixing Elements

1-Piece Fixing Ties		
with Arrowhead and Wings	for round holes	63
	releasable	64
2-Piece Fixing Ties		
with Fir Tree	FT6, with disc	65
for Edges	1.0 - 3.0 mm, top fixing	66
	1.0 - 3.0 mm, side fixing	66

Application Tooling for Cable Ties

Manual Tensioning Tool, simple version	
MK20, MK21	67
Manual Tensioning Tool with Plastic Housing	
EVO7, EVO7SP	68

Cable Tie Mounts

Technical Information		
Installation of self adhesive mounts		69
Cable Tie Mounts with Special Adhesive		
Screwable, self adhesive	SolidTack-Series MB	70
Fixing Parts with Special Adhesive		
Screwable, self adhesive	SolidTack-Series	70
Square-cut		
screw-fixing, self adhesive	MB-Series	71
screw-fixing	MB-Series	71
screw-fixing, self adhesive	Q-Mount-Series QMA	72
screw-fixing	Q-Mount-Series QM	72
Curved design		
screw-fixing	KR-, CTM-Series	73
For limited space		
screw-fixing	CTAM-Series	74
Curved design		
screw-fixing	MB-, TY- Series	75
Screwable	TY-Series	75
Curved design, for sideways fixing		
screw-fixing	LKM-, CL-, FH-Series	77
Mounting Plates		
screw-fixing	MP-Series	77

Clips, Clamps and Plugs

Clips with Round Design		
self adhesive	RA-Series	78
Clips with Flat Design		
self adhesive	RB-Series	78

03/2017 031-93468
BRO Panel Builder

chanhvinh.com

Material Specification Overview

MATERIAL	Material Shortcut	Operating Temperature	Colour**	Flamm-ability	Material Properties*	Material Specifications
Polyacetal	POM	-40 °C to +90 °C, (+110 °C, 500 h)	Natural (NA)	UL 94 HB	• Limited brittleness sensitivity • Flexible at low temperature • Not moisture sensitive • Robust on impacts	RoHS
Polyamide 12	PA12	-40 °C to +85 °C, (+105 °C, 500 h)	Black (BK)	UL 94 HB	• Good chemical resistance to: • acids, bases, oxidizing agents • UV-resistant	HF RoHS
Polyamide 4.6	PA46	-40 °C to +150 °C (5000 h), +195 °C (500 h)	Natural (NA), Grey (GY)	UL 94 V2	• Resistance to high temperatures • Very moisture sensitive • Low smoke sensitive	HF LFH RoHS
Polyamide 6	PA6	-40 °C to +80 °C	Black (BK)	UL 94 V2	• High yield strength	RoHS
Polyamide 6, glass-fibre reinforced	PA6GF30	-40 °C to +100 °C	Black (BK)	UL 94 HB	• Good resistance to: lubricants, vehicle fuel and many solvents	HF RoHS
Polyamide 6, high impact modified	PA6HIR	-40 °C to +80 °C	Black (BK)	UL 94 HB	• Limited brittleness sensitivity • Higher flexibility at low temperature	RoHS
Polyamide 6.6	PA66	-40 °C to +85 °C, (+105 °C, 500 h)	Black (BK), Natural (NA)	UL 94 V2	• High yield strength	HF RoHS
Polyamide 6.6, glass-fibre reinforced	PA66GF13, PA66GF15	-40 °C to +105 °C	Black (BK)	UL 94 HB	• Good resistance to: lubricants, vehicle fuel, salt water and many solvents	HF RoHS
Polyamide 6.6, heat and UV stabilised	PA66HSW	-40 °C to +105 °C	Black (BK)	UL 94 V2	• High yield strength • Modified elevated max. temperature • UV-resistant	HF RoHS
Polyamide 6.6, heat stabilised	PA66HS	-40 °C to +105 °C	Black (BK), Natural (NA)	UL 94 V2	• High yield strength • Modified elevated max. temperature	HF RoHS
Polyamide 6.6, high impact modified	PA66HIR	-40 °C to +80 °C, (+105 °C, 500 h)	Black (BK)	UL 94 HB	• Limited brittleness sensitivity • Higher flexibility at low temperature	RoHS
Polyamide 6.6, high impact modified, heat and UV stabilised	PA66HIRHSW	-40 °C to +110 °C	Black (BK)	UL 94 HB	• Limited brittleness sensitivity • Higher flexibility at low temperature • Modified elevated max. temperature • High yield strength, UV-resistant	HF RoHS

Tefzel® is a registered trademark of DuPont. General linguistic usage for cable ties made from raw material E/TFE is Tefzel®-Tie. In additon to Tefzel® from DuPont HellermannTyton is also using equivalent E/TFE raw material from other suppliers.

**More colours on request.

*These details are only rough guide values. They should not be regarded as a material specification and are no substitute for a suitability test. Please see our datasheets for further details.

N = **Minimum Loop Tensile Strength for Cable Ties (Newton)**

HF = Halogenfree

LFH = Limited Fire Hazard

RoHS = Restriction of Hazardous Substances

03/2017 031-93468
BRO Panel Builder

chanhvinh.com

MATERIAL	Material Shortcut	Operating Temperature	Colour**	Flamm-ability	Material Properties*	Material Specifications
Polyamide 6.6, high impact modified, heat stabilised	PA66HIRHS	-40 °C to +105 °C	Black (BK)	UL 94 HB	• Limited brittleness sensitivity • Higher flexibility at low temperature • Modified elevated max. temperature	RoHS
Polyamide 6.6, high impact modified, scan black)	PA66HIR(S)	-40 °C to +80 °C, (+105 °C, 500 h)	Black (BK)	UL 94 HB	• Limited brittleness sensitivity • Higher flexibility at low temperature	HF RoHS
Polyamide 6.6, UV-resistant	PA66W	-40 °C to +85 °C, (+105 °C, 500 h)	Black (BK)	UL 94 V2	• High yield strength • UV-resistant	HF RoHS
Polyamide 6.6 V0	PA66V0	-40 °C to +85 °C, (+105 °C, 500 h)	White (WH)	UL 94 V0	• High yield strength • Low smoke emissions	HF LFH RoHS
Polyester	SP	-50 °C to +150 °C	Black (BK)	Halogen free	• UV-resistant • Good chemical resistance to: most acids, alkalis and oils	HF LFH RoHS
Polyetheretherketone	PEEK	-55 °C to +240 °C	Beige (BGE)	UL 94 V0	• Resistance to radioactivity • • Not moisture sensitive • Good chemical resistance to: acids, bases, oxidizing agents	HF LFH RoHS
Polyethylene	PE	-40 °C to +50 °C	Black (BK), Grey (GY)	UL 94 HB	• Low moisture absorption • Good chemical resistance to: most acids, alcohol and oils	HF RoHS
Polyolefin	PO	-40 °C to +90 °C	Black (BK)	UL 94 V0	• Low smoke emissions	HF LFH RoHS
Polypropylene	PP	-40 °C to +115 °C	Black (BK), Natural (NA)	UL 94 HB	• Floats in water • Moderate yield strength • Good chemical resistance to: organic acids	HF RoHS
Stainless Steel, Stainless Steel	SS304, SS316	-80 °C to +538 °C	Natural (NA)	Non burning	• Corrosion resistant • Antimagnetic • Weather resistant • Outstanding chemical resistance	HF LFH RoHS

Tefzel® is a registered trademark of DuPont. General linguistic usage for cable ties made from raw material E/TFE is Tefzel®-Tie. In additon to Tefzel® from DuPont HellermannTyton is also using equivalent E/TFE raw material from other suppliers.

**More colours on request.

*These details are only rough guide values. They should not be regarded as a material specification and are no substitute for a suitability test. Please see our datasheets for further details.

N = **Minimum Loop Tensile Strength for Cable Ties (Newton)**

HF = Halogenfree

LFH = Limited Fire Hazard

RoHS = Restriction of Hazardous Substances

03/2017 031-93468
BRO Panel Builder

chanhvinh.com

Cable Ties Polyamide 6.6 standard

T-Series in PA66 natural and black

T-Series cable ties for bundling and securing cables, pipes and hoses. These cable ties can be used for almost any type of application.

Features and Benefits

- Natural and black cable ties available in a wide range of sizes
- Made from 100% high quality plastic, allows for good recycling
- Inside serration for a strong hold around bundles
- Easy application either manually or with a processing tool
- Simple to insert due to the ergonomically bent tail

Material specification please see page 58-59.



Standard T-Series cable ties – for almost any type of application (PA66).

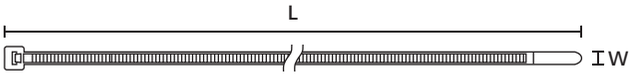

T-Series

TYPE	Width (W)	Length (L)	Bundle Ø max.	N	Material	Colour	Pack Cont.	Tools	Article-No.
T18S	2.3	83.0	16.0	80	PA66	Natural (NA)	1,000 pcs.	2;4-6	111-02809
T18R	2.5	100.0	22.0	80	PA66	Natural (NA)	100 pcs.	2;4-6	111-01919
	2.5	100.0	22.0	80	PA66	Black (BK)	100 pcs.	2;4-6	111-01910
T18I	2.5	145.0	35.0	80	PA66	Black (BK)	100 pcs.	2;4-6	111-02370
	2.5	145.0	35.0	80	PA66	Natural (NA)	100 pcs.	2;4-6	111-02319
T18L	2.5	205.0	55.0	80	PA66	Natural (NA)	100 pcs.	2;4-6	111-02119
	2.5	205.0	55.0	80	PA66	Black (BK)	100 pcs.	2;4-6	111-02110
T25L	2.8	240.0	65.0	110	PA66	Black (BK)	100 pcs.	2;4-6	111-02500
	2.8	240.0	65.0	110	PA66	Natural (NA)	100 pcs.	2;4-6	111-02519
T25LL	2.8	330.0	95.0	110	PA66	Natural (NA)	100 pcs.	2;4-6	111-02619
T30R	3.5	150.0	35.0	135	PA66	Natural (NA)	100 pcs.	2;4-6	111-03219
	3.5	150.0	35.0	135	PA66	Black (BK)	100 pcs.	2;4-6	111-03210
T30L	3.5	198.0	50.0	135	PA66	Natural (NA)	100 pcs.	2;4-6	111-03419
	3.5	198.0	50.0	135	PA66	Black (BK)	100 pcs.	2;4-6	111-03410
T30LL	3.5	290.0	80.0	135	PA66	Black (BK)	100 pcs.	2;4-6	111-03500
	3.5	290.0	80.0	135	PA66	Natural (NA)	100 pcs.	2;4-6	111-03529
T40R	4.0	175.0	40.0	180	PA66	Natural (NA)	100 pcs.	2;4-8	111-01626
T50S	4.6	150.0	35.0	225	PA66	Black (BK)	100 pcs.	2-10	111-05810
	4.6	150.0	35.0	225	PA66	Natural (NA)	100 pcs.	2-10	111-05819

All dimensions in mm. Subject to technical changes.
Minimum Order Quantity (MOQ) may differ from package content. Other packaging options may also be available.

Recommended Tools										
2	3	4	5	6	7	8	9	10	11	12
MK20	MK21	MK3SP	MK3PNSP2	EVO7	MK7HT	MK7P	MK6	MK9/EVO9	MK9HT/EVO9HT	MK9P

For detailed information on Application Tooling please refer to our Main Catalogue or the Internet.

Please note! Not all products listed on this page may have this approval. Please check our website for latest approvals.

03/2017 031-93468
BRO Panel Builder

chanhvinh.com

Cable Ties Polyamide 6.6 standard

T-Series in PA66 natural and black

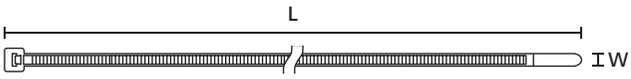

T-Series

See website or main catalogue for full range!

TYPE	Width (W)	Length (L)	Bundle Ø max.	N	Material	Colour	Pack Cont.	Tools	Article-No.
T50R	4.6	200.0	50.0	225	PA66	Black (BK)	100 pcs.	2-10	111-05000
	4.6	200.0	50.0	225	PA66	Natural (NA)	100 pcs.	2-10	111-05013
T50M	4.6	245.0	65.0	225	PA66	Natural (NA)	100 pcs.	2-10	111-06201
	4.6	245.0	65.0	225	PA66	Black (BK)	100 pcs.	2-10	111-06200
T50I	4.6	300.0	85.0	225	PA66	Black (BK)	100 pcs.	2-10	111-05210
	4.6	300.0	85.0	225	PA66	Natural (NA)	100 pcs.	2-10	111-05219
T50L	4.6	390.0	110.0	225	PA66	Natural (NA)	100 pcs.	2-10	111-05409
	4.6	390.0	110.0	225	PA66	Black (BK)	100 pcs.	2-10	111-05400
T50LL	4.6	445.0	130.0	225	PA66	Black (BK)	500 pcs.	2-10	111-06002
T80R	4.7	210.0	55.0	355	PA66	Natural (NA)	100 pcs.	2-12	111-05019
	4.7	210.0	55.0	355	PA66	Black (BK)	100 pcs.	2-12	111-08010
T80I	4.7	300.0	85.0	355	PA66	Natural (NA)	100 pcs.	2-12	111-08229
	4.7	300.0	85.0	355	PA66	Black (BK)	100 pcs.	2-12	111-08210
T80L	4.7	390.0	110.0	355	PA66	Black (BK)	100 pcs.	2-12	111-05410
	4.7	390.0	110.0	355	PA66	Natural (NA)	100 pcs.	2-12	111-05419

All dimensions in mm. Subject to technical changes.
Minimum Order Quantity (MOQ) may differ from package content. Other packaging options may also be available.

Recommended Tools										
2	3	4	5	6	7	8	9	10	11	12
MK20	MK21	MK3SP	MK3PNSP2	EVO7	MK7HT	MK7P	MK6	MK9/EVO9	MK9HT/EVO9HT	MK9P

For detailed information on Application Tooling please refer to our Main Catalogue or the Internet.

Please note! Not all products listed on this page may have this approval. Please check our website for latest approvals.

03/2017 031-93468
BRO Panel Builder

chanhvinh.com

Cable Ties with open head Polyamide 6.6 standard

Q-Series in PA66 natural and black

Q-Series cable ties for bundling and securing cables, pipes and hoses. These innovative and effective cable ties enable a simple and quick installation, even in difficult applications.

Features and Benefits

- Open lock head for quick and easy insertion
- Integrated pre-locking function
- More than 25% faster to apply than a standard cable tie
- Inside serration for a strong hold around bundles
- Easy application either manually or with a processing tool



Q-tie cable ties: choose from a wide product range in different sizes.

Application video: Q-Series

Please find more Q-Series products for your system solution on page 45.

See website or main catalogue for full range!

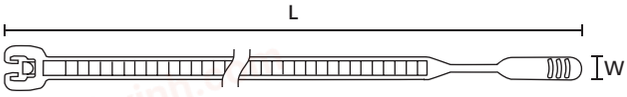

Q-Series

TYPE	Width (W)	Length (L)	Bundle Ø max.	N	Material	Colour	Pack Cont.	Tools	Article-No.
Q18R	2.6	105.0	24.0	80	PA66	Black (BK)	100 pcs.	2;4-6	109-00030
	2.6	105.0	24.0	80	PA66	Natural (NA)	100 pcs.	2;4-6	109-00001
Q18I	2.6	155.0	40.0	80	PA66	Black (BK)	100 pcs.	2;4-6	109-00033
	2.6	155.0	40.0	80	PA66	Natural (NA)	100 pcs.	2;4-6	109-00004
Q18L	2.6	195.0	50.0	80	PA66	Black (BK)	100 pcs.	2;4-6	109-00036
	2.6	195.0	50.0	80	PA66	Natural (NA)	100 pcs.	2;4-6	109-00007
Q30R	3.6	160.0	38.0	130	PA66	Black (BK)	100 pcs.	2;4-6;8	109-00039
	3.6	160.0	38.0	130	PA66	Natural (NA)	100 pcs.	2;4-6;8	109-00010
Q30L	3.6	200.0	50.0	130	PA66	Black (BK)	100 pcs.	2;4-6;8	109-00041
	3.6	200.0	50.0	130	PA66	Natural (NA)	100 pcs.	2;4-6;8	109-00012
Q30LR	3.6	250.0	65.0	130	PA66	Black (BK)	100 pcs.	2;4-6;8	109-00043
	3.6	250.0	65.0	130	PA66	Natural (NA)	100 pcs.	2;4-6;8	109-00014
Q50R	4.7	210.0	50.0	220	PA66	Black (BK)	100 pcs.	2-12;15	109-00047
	4.7	210.0	50.0	220	PA66	Natural (NA)	100 pcs.	2-12;15	109-00018
Q50I	4.7	290.0	75.0	220	PA66	Black (BK)	100 pcs.	2-12;15	109-00049
	4.7	290.0	75.0	220	PA66	Natural (NA)	100 pcs.	2-12;15	109-00020
Q50L	4.7	410.0	110.0	220	PA66	Black (BK)	100 pcs.	2-12;15	109-00051
	4.7	410.0	110.0	220	PA66	Natural (NA)	100 pcs.	2-12;15	109-00022

All dimensions in mm. Subject to technical changes. Minimum Order Quantity (MOQ) may differ from package content. Other packaging options may also be available.

Recommended Tools											
2	3	4	5	6	7	8	9	10	11	12	15
MK20	MK21	MK3SP	MK3PNSP2	EVO7	MK7HT	MK7P	MK6	MK9/EVO9	MK9HT/EVO9HT	MK9P	MK9SST

For detailed information on Application Tooling please refer to our Main Catalogue or the Internet.

Please note! Not all products listed on this page may have this approval. Please check our website for latest approvals.

03/2017 031-93468
BRO Panel Builder

chanhvinh.com

1-Piece Fixing Ties with Arrowhead, with Wings

1-Piece Fixing Ties with Arrowhead, with Wings, for Round Holes

For bundling and fixing of cable harnesses, pipes and hoses in many different industries, including automotive, aerospace, white goods manufacturing and panel building.

Features and Benefits

- Easy to assemble without the need for a tool
- Cable tie head always situated in defined position
- Arrowhead simply locks into place
- Supporting legs provide a secure and firm fixing in areas where space is limited



A wide range of arrowhead fixing ties which are suitable for different panel thicknesses and hole diameters.

Material specification please see page 58-59.

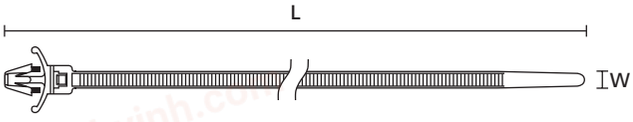

T50SL

TYPE	Drawing	Width (W)	Length (L)	Bundle Ø max.	N	Hole Ø (FH)	Panel Thickness	Material	Colour	Tools	Article-No.
T18RSF		2.5	100.0	16.0	80	4,6 - 4,8	0.8 - 3.0	PA66HS	Natural (NA)	2;4-6	111-85519
		2.5	100.0	16.0	80	4,6 - 4,8	0.8 - 3.0	PA66W	Black (BK)	2;4-6	111-85560
T50SL5	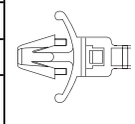	4.6	163.0	34.0	200	6,1 - 6,5	0.8 - 2.7	PA66HIRHS	Black (BK)	2-10	126-00005
T50SL6		4.6	165.0	34.0	225	6,3 - 7,5	0.5 - 2.5	PA66	Black (BK)	2-10	111-85460
T50SL7		4.6	165.0	34.0	225	6,9 - 7,1	0.8 - 2.5	PA66	Natural (NA)	2-10	111-85479
T50SL5		4.7	165.0	34.0	222	6,1 - 6,5	0.8 - 2.5	PA66HS	Black (BK)	2-10	126-00001
		4.7	165.0	34.0	222	6,1 - 6,5	0.8 - 2.5	PA66	Natural (NA)	2-10	111-85369
T50SSFM	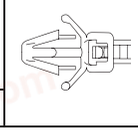	4.6	160.0	35.0	225	6,0 - 6,6	0.7 - 3.0	PA66	Natural (NA)	2-10	111-85739
		4.6	160.0	35.0	225	6,0 - 6,6	0.7 - 3.0	PA66HS	Black (BK)	2-10	126-00032
		4.6	160.0	35.0	225	6,0 - 6,6	0.7 - 3.0	PA66HS	Natural (NA)	2-10	126-01104
T50RSFM		4.6	205.0	45.0	225	6,0 - 6,6	0.7 - 3.0	PA66	Natural (NA)	2-10	111-85729

All dimensions in mm. Subject to technical changes.

Recommended Tools								
2	3	4	5	6	7	8	9	10
MK20	MK21	MK3SP	MK3PNSP2	EVO7	MK7HT	MK7P	MK6	MK9/EVO9

For detailed information on Application Tooling please refer to our Main Catalogue or the Internet.

03/2017 031-93468
BRO Panel Builder

chanhvinh.com

1-Piece Fixing Ties with Arrowhead, with wings, releasable

1-Piece Fixing Ties with Arrowhead, with wings, releasable

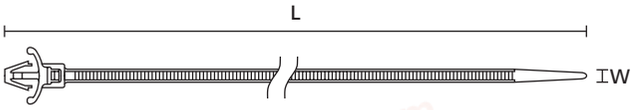

RT50RSF

TYPE	Drawing	Width (W)	Length (L)	Bundle Ø max.	N	Hole Ø (FH)	Panel Thickness	Material	Colour	Tools	Article-No.
RT50RSF	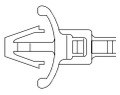	4.6	215.0	50.0	225	7.8 - 8.2	0.8 - 2.5	PA66	Black (BK)	2-10	115-07010
RT50SFK	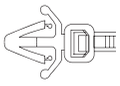	5.0	225.0	50.0	225	6.4 - 7.0	0.8 - 3.0	PA66	Black (BK)	2-10	115-06960

All dimensions in mm. Subject to technical changes.

Recommended Tools								
2	3	4	5	6	7	8	9	10
MK20	MK21	MK3SP	MK3PNSP2	EVO7	MK7HT	MK7P	MK6	MK9/EVO9

For detailed information on Application Tooling please refer to our Main Catalogue or the Internet.

chanhvinh.com

03/2017 031-93468
BRO Panel Builder

chanhvinh.com

2-Piece Fixing Ties with Fir Tree, with Disc

Fir Tree Parts FT6

Primarily designed for fixing cable harnesses in the automotive industry their simplicity, and ease of use, has seen these parts used in everything from aircraft, to switch-gear, to washing machines.

Features and Benefits

- Pre-assembled 2-piece fixing tie with fir tree foot part
- Cable tie head can be moved after bundling
- Easy to assemble without the need for a tool
- Disc adjusts tie for pressure from various directions and minimises access of dust, dirt and water
- Fir tree foot part can be used for a variety of panel thicknesses
- Suitable for use within threaded holes



These Fir Tree fixings can also be used in threaded, blind holes.

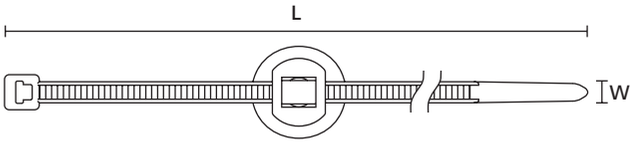

T30RFT6

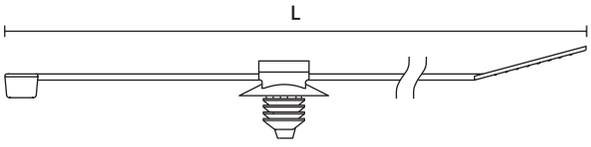

T30RFT6

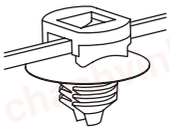

T18RFT6

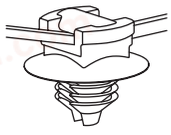

T50ROSFT6SD

Material specification please see page 58-59.

TYPE	Width (W)	Length (L)	Bundle Ø max.	N	Disc Ø	Hole Ø (FH)	Panel Thickness	Material Cable Tie	Material Foot Part	Colour	Tools	Article-No.
T18RFT6	2.5	100.0	20.0	80	16.0	6.5 - 7.0	0.8 - 3.0	PA66HS	PA66HIRHS	Black (BK)	2;4-6	150-09110
T30RFT6	3.5	150.0	34.0	135	16.0	6.4 - 7.1	0.8 - 3.0	PA66HS	PA66HIRHS	Black (BK)	2;4-6	150-77950
T50ROSFT6SD	4.6	200.0	45.0	225	16.0	6.4 - 7.1	0.8 - 3.0	PA46	PA46	Grey (GY)	2-10	156-00085
	4.6	200.0	46.0	225	16.0	6.4 - 7.1	0.8 - 3.0	PA66HS	PA66HIR	Black (BK)	2-10	156-05902
T50RFT6	4.6	202.0	45.0	225	16.0	6.4 - 7.1	0.8 - 3.0	PA46	PA46	Grey (GY)	2-10	150-77938

All dimensions in mm. Subject to technical changes.

Recommended Tools								
2	3	4	5	6	7	8	9	10
MK20	MK21	MK3SP	MK3PNSP2	EVO7	MK7HT	MK7P	MK6	MK9/EVO9

For detailed information on Application Tooling please refer to our Main Catalogue or the Internet.

03/2017 031-93468
BRO Panel Builder

chanhvinh.com

2-Piece Fixing Ties for Edges, 1.0 - 3.0 mm, Top Fixing

These cable ties and EdgeClip assemblies are ideal for use where holes are not acceptable or where due to temperature problems adhesives will fail. These assemblies are widely used for fixing and bundling cables, pipes and hoses within the automotive industry, harness making, panel buidling and electrical industry.

Features and Benefits

- Pre-assembled 2-piece fixing tie with EdgeClip and Q-tie
- A perfect complement within our Q-Series range
- Unique and innovative cable tie with open-head design
- Time saving solution due to quick and simple installation
- Q-tie saves more than 25 % of usual working time
- Cable tie head can be moved after bundling
- For edges of 1 – 3 mm



Q50REC4A, Q-tie with EdgeClip 1-3 mm Top Fixing.

Material specification please see page 58-59.

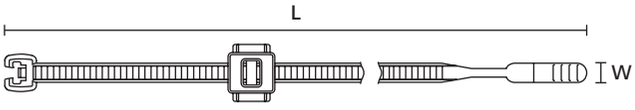

Q50REC4A

TYPE	Drawing	Width (W)	Length (L)	Bundle Ø max.	N	Material Cable Tie	Material Foot Part	Colour	Tools	Article-No.
Q50REC4A	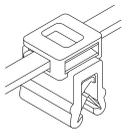	4.7	210.0	45.0	220	PA66W	PA66W	Black (BK)	2-10	156-01085
Q50REC4B	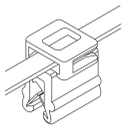	4.7	210.0	45.0	220	PA66W	PA66W	Black (BK)	2-10	156-01086

All dimensions in mm. Subject to technical changes.

2-Piece Fixing Ties for Edges, 1.0 - 3.0 mm, Side Fixing

TYPE	Drawing	Width (W)	Length (L)	Bundle Ø max.	N	Material Cable Tie	Material Foot Part	Colour	Tools	Article-No.
Q50REC5A	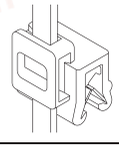	4.7	210.0	45.0	220	PA66W	PA66W	Black (BK)	2-10	156-01087
Q50REC5B	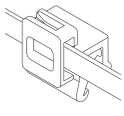	4.7	210.0	45.0	220	PA66W	PA66W	Black (BK)	2-10	156-01088

All dimensions in mm. Subject to technical changes.

Recommended Tools								
2	3	4	5	6	7	8	9	10
MK20	MK21	MK3SP	MK3PNSP2	EVO7	MK7HT	MK7P	MK6	MK9/EVO9

For detailed information on Application Tooling please refer to our Main Catalogue or the Internet.

03/2017 031-93468
BRO Panel Builder

chanhvinh.com

Manual Tensioning Tool for Cable Ties, simple version

MK20 up to 4.8 mm strap width

Features and Benefits

- Lightweight, ergonomic tools
- For tensioning and cutting HellermannTyton standard cable ties 4.8 - 7.6 mm wide
- MK20 and MK21 ideal for on-site assembly
- Mounted and pre-tensioned ties are cut off by twisting the tool



MK20, MK21.



Apply.



Tension.



Twist to cut.

TYPE	Strap Width max.	Strap Thickness max.	Weight	Article-No.
MK20	4.8	1.5	0.05 kg	110-20006

All dimensions in mm. Subject to technical changes.

03/2017 031-93468
BRO Panel Builder

chanhvinh.com

Manual Tensioning Tool with Plastic Housing

EVO7 up to 4.8 mm strap width

HellermannTyton's EVO7 mechanical hand tool was ergonomically designed to reduce the risks of repetitive stress injuries to operators while concurrently increasing productivity. The EVO7 Tension/Lock/Cut Technology delivers performance, safety and comfort for the operators. Available in a standard grip span (EVO7) or short grip span (EVO7SP), for smaller hands. Additional accessories are available.



The EVO7: Maximum performance with minimum effort.

Features and Benefits

- Ergonomic, slip-proof handle for a comfortable and secure grip
- Extremely low maintenance
- Fast and precise application with minimum effort (TLC mechanism)
- Convenient and simple tension adjustment
- Extended, slim nose for use in narrow spaces
- Housing made of resilient and lightweight glass fibre-reinforced polyester
- Standard grip span (90 mm) and short grip span (80 mm) available

TYPE	Description	Strap Width max.	Strap Thickness max.	Weight	Article-No.
EVO7	EVO7	4.8	1.5	0.28 kg	110-70129
EVO7SP	EVO7SP	4.8	1.5	0.28 kg	110-70130

All dimensions in mm. Subject to technical changes.



The patent-pending TLC technology delivers increased productivity:

- Application force and effort is significantly reduced
- Precise cutting of the cable tie right at the head
- Smooth fastening of the cable tie without recoil
- Reduced long-term health issues due to lower recoil shock on the operator and reduced effort

Application video: EVO7

Perfect cutting made easy with the EVO family:

From precise preliminary settings to the perfect cut, the EVO family allows for an even lighter, gentler and easier cable tie application than ever before. The patent-pending TLC technology makes all the difference!



1. Tension
Tension the cable tie as usual. Use the tension adjustment knob to select the desired tension setting.



2. Lock
The patent-pending locking mechanism detects when the desired tension is reached, locking the tie in place prior to cutting. No manual pressure is required to hold the cable tie in place.



3. Cut
For the final cut, very little effort is needed. By simply pulling the trigger enough to cut the tie, a precise finish can be achieved without excessive strain on the user.

MIL SAE

Please note! Not all products listed on this page may have this approval. Please check our website for latest approvals.

03/2017 031-93468
BRO Panel Builder

chanhvinh.com

Information and installation instructions for self-adhesive mounting bases

HellermannTyton uses different types of adhesives for self-adhesive bases: acrylate and synthetic rubber. These differ in the operating temperature range and the ‚pull off' force of the adhesive. Synthetic rubber has an excellent initial grip, allowing for almost immediate use. Acrylate adhesive has less initial grip, so there is a need to wait for a few hours before use, but has a higher ‚pull off' force than synthetic rubber. This enables a permanent fixing lasting months or even years. To use these adhesives the surface must be dry, and free of dust, oil, oxides, parting agents and other impurities. For this the use of isopropanol / water (50/50) is recommended. After cleaning allow the surface to dry completely. Peel off the protective backing on the self-adhesive base, ensuring the adhesive is not touched. Apply the part to the surface and press down firmly for several seconds.

ADHESIVE		Adhesive Operating Temperature
Synthetic rubber with base of polyethylene foam	Synthetic rubber T60	-40 °C to +60 °C
Acrylate with base of polyurethane foam	Acrylate	to +105 °C
Acrylate with base of acrylic foam	mod. Acrylate	-30 °C to +120 °C

Instructions for use



1. The surface must be dry, free from dust, oil, oxides, parting agents and other impurities. The surface to be glued should be cleaned using a clean cloth and isopropanol/water (50/50). When using other appropriate cleaning agents, ensure that they do not attack the surface nor leave any residues. After cleaning allow the surface to air-dry completely.



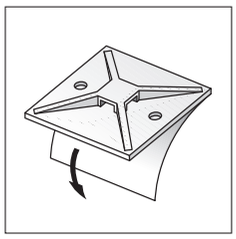

2. Peel off protective backing and ensure the adhesive area is not touched.

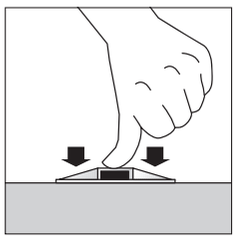

3. Press down firmly on the base with the thumbs for several seconds.



4. Depending on the type of adhesive, wait for several minutes (synthetic rubber) or hours (acrylate) so that the adhesive can bond completely with the surface.

We will be happy to send you on request an up-to-date technical datasheet for whichever adhesive you are using.

Advantages of our self-adhesive mounts with mod. Acrylate (SolidTack / FlexTack)

- Acrylic Foam Tape is made from a homogeneous system of high performance acrylic adhesive
- Very good initial bond
- High temperature resistance
- Adhesive offers design freedom, no need for bolts or screws
- Reduces the risk of corrosion, no need for boreholes
- Weight reduction compared to mechanical mounting
- Possibility to optimize production processes and to reduce production cost (bonding vs. screwing)
- Can compensate unevenness up to a certain degree
- Specially developed for low energy surfaces

Load types on adhesive bonds

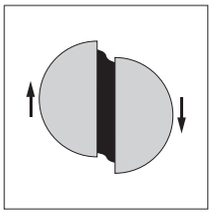

Shear resistance.

Shear force pulls the adhesive surfaces in opposite directions along a parallel line.

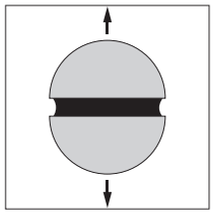

Tensile strength.

Tension force pulls surfaces apart perpendicular to the adhesive bond.

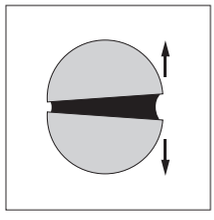

Cleavage resistance.

Cleavage can occur where forces acting on bonded surfaces are not evenly spread but concentrated along a single line.

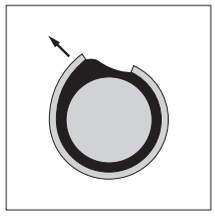

Peel adhesion.

Peeling force acts on a small amount of adhesive at the edge of the tape and weakens the adhesive bond. At least one adherend is flexible.

03/2017 031-93468
BRO Panel Builder

chanhvinh.com

Cable Tie Mounts with Special Adhesive

SolidTack mounts offering an innovative fixing solution especially for low energy surfaces like PP, PE or if drilling a hole is not possible. Suitable for a wide range of applications on varnished or plastic or metal surfaces in many areas e. g. electrical cabinet, railway, aerospace, automotive and agriculture machinery.

Features and Benefits

- MB mounts with homogeneous system of acrylic adhesive
- Very good initial adhesion, increases with time
- Ahdesive with high cohesive strength combined with good weathering resistance
- Innovative fixing solution for low energy surfaces
- Protection foil with finger lift for easy peel off



SolidTack products work on varnished and powder coated surfaces.

SolidTack-Series MB



MB3-MB5 (side view)

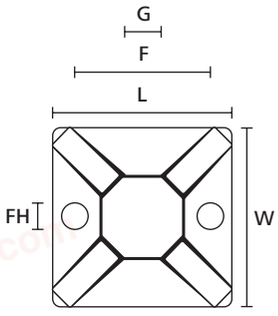

MB3-MB5 (plan view)

One Step to the Web!

TYPE	Width (W)	Length (L)	Height (H)	Hole Ø (FH)	Fixing Hole Centres (F)	Strap Width max. (G)	Material	Colour	Adhesive	Pack Cont.	Article-No.
MB2APT-I	13.0	13.0	4.1	-	-	2.7	PA66	Black (BK)	mod. Acrylate	100 pcs.	151-01556
MB3APT-I	19.0	19.0	3.8	3.1	13.2	4.4	PA66	Black (BK)	mod. Acrylate	100 pcs.	151-01557
	19.0	19.0	3.8	3.1	13.2	4.4	PA66	White (WH)	mod. Acrylate	100 pcs.	151-01558
MB4APT-I	28.0	28.0	4.7	4.0	20.2	5.6	PA66	Black (BK)	mod. Acrylate	100 pcs.	151-01559
	28.0	28.0	4.7	4.0	20.2	5.6	PA66	White (WH)	mod. Acrylate	100 pcs.	151-01560
MB5APT-I	38.0	38.0	6.3	4.7	25.3	10.0	PA66	Black (BK)	mod. Acrylate	100 pcs.	151-01561

All dimensions in mm. Subject to technical changes. Minimum Order Quantity (MOQ) may differ from package content. Other packaging options may also be available.

Cable Tie Mounts with Special Adhesive

SolidTack-Series FKH

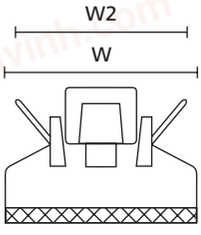

Flat Ribbon Cable Mount (front view)

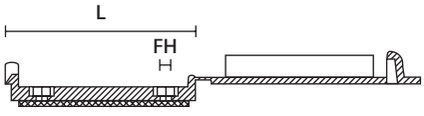

Flat Ribbon Cable Mount (side view)



Based on extremely soft wings any flat cable is gently fastened.

TYPE	Width (W)	Width (W2)	Length (L)	Hole Ø (FH)	For Cable Width max.	Material	Colour	Adhesive	Pack Cont.	Article-No.
FKH50APT-I	25.0	22.0	56.5	3.1	50.0	PA66HIR	Black (BK)	mod. Acrylate	100 pcs.	151-01562
FKH80APT-I	25.0	22.0	86.0	3.1	80.0	PA66HIR	Black (BK)	mod. Acrylate	100 pcs.	151-01563

All dimensions in mm. Subject to technical changes.
Minimum Order Quantity (MOQ) may differ from package content. Other packaging options may also be available.

03/2017 031-93468
BRO Panel Builder

chanhvinh.com

Self Adhesive, Screw Fixing Cable Tie Mounts

Where speed, simplicity and a firm fixing base are required these self adhesive clips are ideal. Particularly suitable for use in control cabinets, telecoms equipment or domestic appliances where the use of holes, screws or nuts and bolts are impractical or undesirable.

Features and Benefits

- Screw or self-adhesive versions
- Simple to install with a screw or bolt
- Excellent security, particularly in areas of high vibration
- Maximum adhesive surface area to achieve high pull-off force
- 4-way entry for cable tie for quicker and more flexible installation



MB-Series Mounts with square design / screwable, self adhesive.

MB-Series Square-Cut, self adhesive, screwable

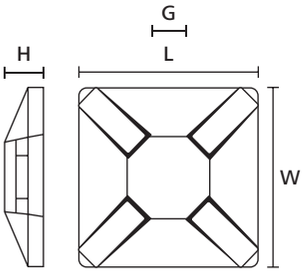

Cable Tie Mount MB2A (side and plan view)

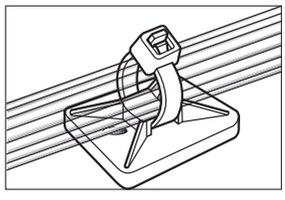

Cable Tie Mount MB3A in application

For more information on the types of adhesive please see page 69.

TYPE	Width (W)	Length (L)	Height (H)	Hole Ø (FH)	Strap Width max. (G)	Material	Colour	Adhesive	Pack Cont.	Article-No.
MB2A	13.0	13.0	4.1	-	2.7	PA66	White (WH)	Synthetic rubber T60	100 pcs.	151-01802
MB3A	19.0	19.0	3.8	3,1	4.1	PA66	Black (BK)	Synthetic rubber T60	100 pcs.	151-28320
	19.0	19.0	3.8	3,1	4.1	PA66	White (WH)	Synthetic rubber T60	100 pcs.	151-28349
MB4A3	28.0	28.0	4.7	4,0	5.4	PA66	Black (BK)	Acrylate	100 pcs.	151-28430
MB4A	28.0	28.0	4.7	4,0	5.4	PA66	Black (BK)	Synthetic rubber T60	100 pcs.	151-28412
	28.0	28.0	4.7	4,0	5.4	PA66	White (WH)	Synthetic rubber T60	100 pcs.	151-28469

All dimensions in mm. Subject to technical changes. Minimum Order Quantity (MOQ) may differ from package content. Other packaging options may also be available. * Plastic box

MB-Series Square-Cut, screwable

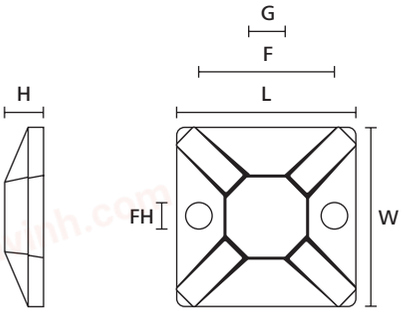

MB3-MB5 (side view)

MB3-MB5 (plan view)

TYPE	Width (W)	Length (L)	Height (H)	Fixing Hole Centres (F)	Hole Ø (FH)	Strap Width max. (G)	Material	Colour	Pack Cont.	Article-No.
MB3	19.0	19.0	3.8	13.2	3,1	4.1	PA66	White (WH)	100 pcs.	151-28359
MB4	28.0	28.0	4.7	20.0	4,0	5.4	PA66	White (WH)	100 pcs.	151-28479
MB5	37.7	37.7	6.2	25.3	4,8	8.9	PA66	White (WH)	100 pcs.	151-00324

All dimensions in mm. Subject to technical changes. Minimum Order Quantity (MOQ) may differ from package content. Other packaging options may also be available.

Please note! Not all products listed on this page may have this approval. Please check our website for latest approvals.

03/2017 031-93468
BRO Panel Builder

chanhvinh.com

Cable Tie Mounts Q-Series

Q-mounts are ideally suited for holding our innovative Q-ties in place. They would perfectly fit to all applications where a reliable and durable fixation is required.

Features and Benefits

- Screw or self adhesive versions
- Perfect for combination with Q-ties
- 4-way entry for Q-tie
- Adhesive with high pull-off force
- Q-Mount base secures the Q-tie in a vertical position, leaving the hands free to apply cables

Please find more Q-Series products for your system solution on page 45, 62.



Without additional effort only Q-ties can be used for temporary and final cable bundling.



The Q-mount base locks the Q-tie in vertical position, leaving the hands free to apply the cables.



Without additional effort only Q-ties can be used for temporary and final cable bundling.

Q-Mount Series QMA, self adhesive, screwable

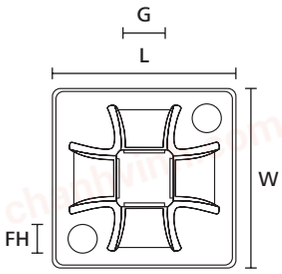

Q-Mount (plan view)



Q-Mount (side view)

TYPE	Width (W)	Length (L)	Height (H)	Hole Ø (FH)	Strap Width max. (G)	Material	Colour	Adhesive	Pack Cont.	Article-No.
QM20A	20.0	20.0	3.7	3.1	4.0	PA66	Black (BK)	Synthetic rubber T60	100 pcs.	151-10914
	20.0	20.0	3.7	3.1	4.0	PA66	Natural (NA)	Synthetic rubber T60	100 pcs.	151-10904
QM30A	30.0	30.0	4.5	4.1	5.1	PA66	Black (BK)	Synthetic rubber T60	100 pcs.	151-10915
	30.0	30.0	4.5	4.1	5.1	PA66	Natural (NA)	Synthetic rubber T60	100 pcs.	151-10905
QM40A	40.0	40.0	5.5	4.1	8.4	PA66	Black (BK)	Synthetic rubber T60	50 pcs.	151-10916
	40.0	40.0	5.5	4.1	8.4	PA66	Natural (NA)	Synthetic rubber T60	50 pcs.	151-10906

All dimensions in mm. Subject to technical changes. Minimum Order Quantity (MOQ) may differ from package content. Other packaging options may also be available.

For more information on the types of adhesive please see page 69.

Q-Mount Series QM, screwable

TYPE	Width (W)	Length (L)	Height (H)	Hole Ø (FH)	Strap Width max. (G)	Material	Colour	Pack Cont.	Article-No.
QM20	20.0	20.0	3.7	3.1	4.0	PA66	Natural (NA)	100 pcs.	151-10901
	20.0	20.0	3.7	3.1	4.0	PA66	Black (BK)	100 pcs.	151-10911
QM30	30.0	30.0	4.5	4.1	5.1	PA66	Natural (NA)	100 pcs.	151-10902
	30.0	30.0	4.5	4.1	5.1	PA66	Black (BK)	100 pcs.	151-10912
QM40	40.0	40.0	5.5	4,1	8.4	PA66	Natural (NA)	50 pcs.	151-10903
	40.0	40.0	5.5	4,1	8.4	PA66	Black (BK)	50 pcs.	151-10913

All dimensions in mm. Subject to technical changes. Minimum Order Quantity (MOQ) may differ from package content. Other packaging options may also be available.

Please note! Not all products listed on this page may have this approval. Please check our website for latest approvals.

03/2017 031-93468
BRO Panel Builder

chanhvinh.com

Screw Fixing Mounts

Cable Tie Mounts with curved design

Designed specifically for holding heavier cable bundles, these mounting bases can be used in many industries from agriculture to truck manufacturing. They offer a very secure fixing and can be used with a wide variety of heavy duty cable ties up to 8.3 mm wide.

Features and Benefits

- Curved design for additional cable support
- Simple to install with a screw or bolt
- Excellent security, particularly in areas of high vibration



Cable Tie Mounts KR6G5, KR8G5 and CTM.



KR6G5, KR8G5 and CTM (side view)

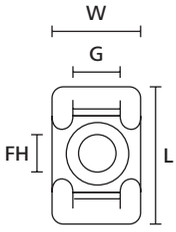

KR6G5, KR8G5 and CTM (plan view)

Material specification please see page 58-59.

TYPE	Width (W)	Length (L)	Height (H)	Hole Ø (FH)	Strap Width max. (G)	Material	Colour	Pack Cont.	Article-No.
CTM0	9.4	14.7	6.9	3.8	5.0	PA66	Black (BK)	100 pcs.	151-30300
	9.4	14.7	6.9	3.8	5.0	PA66	White (WH)	100 pcs.	151-30303
CTM1	9.4	14.7	6.9	4.8	5.0	PA66	Black (BK)	100 pcs.	151-30400
	9.4	14.7	6.9	4.8	5.0	PA66	White (WH)	100 pcs.	151-30404
KR6G5	12.0	18.0	9.0	4.5	6.0	PA66	Natural (NA)	100 pcs.	151-24619
KR8G5	14.5	25.0	12.0	6.5	8.0	PA66	Natural (NA)	100 pcs.	151-24819
CTM2	15.5	21.8	9.4	4.6	7.9	PA66	Black (BK)	100 pcs.	151-30500
	15.5	21.8	9.4	4.6	7.9	PA66	White (WH)	100 pcs.	151-30504
CTM3	15.5	21.8	9.4	5.1	7.9	PA66	Black (BK)	100 pcs.	151-30600
	15.5	21.8	9.4	5.1	7.9	PA66	White (WH)	100 pcs.	151-30605
CTM4	15.8	21.8	9.4	6.4	7.9	PA66	Black (BK)	100 pcs.	151-30700
	15.8	21.8	9.4	6.4	7.9	PA66	White (WH)	100 pcs.	151-30703

All dimensions in mm. Subject to technical changes.
Minimum Order Quantity (MOQ) may differ from package content. Other packaging options may also be available.

chanhvinh.com

03/2017 031-93468
BRO Panel Builder

Please note! Not all products listed on this page may have this approval. Please check our website for latest approvals.

chanhvinh.com

Screw Fixing Mounts

CTAM-Series for applications where space is limited

Each of these products offer particular benefits, but all are designed for simple, yet robust, installation in a wide variety of applications. Particularly used in telecoms equipment, switchgear and control cabinets.

Features and Benefits

- Suitable for applications with minimal space
- Mounted before cable installation and in line with cable
- CTAM has 4-way entry design for use in line or at 90° angle to cable run
- CTAM mounts are available in different sizes and materials



CTAM mounts, for applications with limited space.

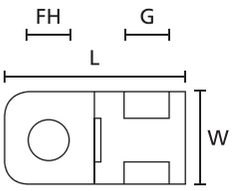

CTAM-Series (plan view)

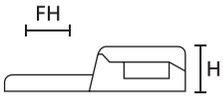

CTAM-Series (side view)

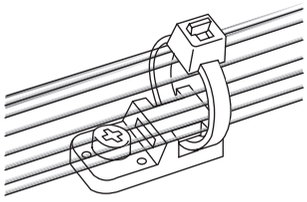

CTAM-Series in application

One Step to the Web!

TYPE	Width (W)	Length (L)	Height (H)	Hole Ø (FH)	Strap Width max. (G)	Material	Colour	Pack Cont.	Article-No.
CTAM1	10.2	20.4	5.1	4.3	5.0	PA66	White (WH)	100 pcs.	151-31109
CTAM2	10.2	20.4	5.1	5.2	5.0	PA66	White (WH)	100 pcs.	151-31203

All dimensions in mm. Subject to technical changes.
Minimum Order Quantity (MOQ) may differ from package content. Other packaging options may also be available.

Please note! Not all products listed on this page may have this approval. Please check our website for latest approvals.

03/2017 031-93468
BRO Panel Builder

chanhvinh.com

Mounts for Screw Fixing

MB-Series Curved Design, screwable

These products are designed for simple, yet robust, installation in a wide variety of applications - particularly used in telecoms equipment, switchgear and control cabinets.

Features and Benefits

- Simple to install with a screw or bolt
- Excellent security, particularly in areas of high vibration
- Single hole fixing with two-way entry for cable tie

Material specification please see page 58-59.



TY- (l) and MB-Series (r) with curved design, screwable.

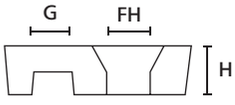

MB1, MB2 Mounts (side view)

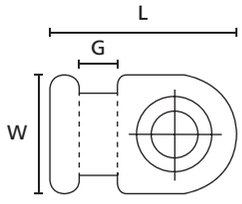

MB1, MB2 Mounts (plan view)

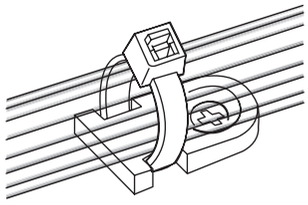

MB1, MB2 Mounts in application

TYPE	Width (W)	Length (L)	Height (H)	Hole Ø (FH)	Strap Width max. (G)	Material	Colour	Pack Cont.	Article-No.
MB1	8.0	12.5	3.5	2.9	2.6	PA66	Natural (NA)	100 pcs.	151-28119
MB2	12.5	20.5	3.3	5.0	5.0	PA66	Black (BK)	100 pcs.	151-28210
	12.5	20.5	3.3	5.0	5.0	PA66	White (WH)	100 pcs.	151-28219

All dimensions in mm. Subject to technical changes.
Minimum Order Quantity (MOQ) may differ from package content. Other packaging options may also be available.

TY-Series Curved Design, screwable

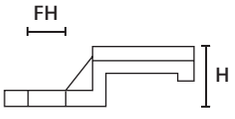

TY3, TY8 Mounts (side view)

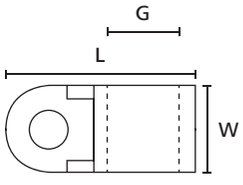

TY3, TY8 Mounts (plan view)

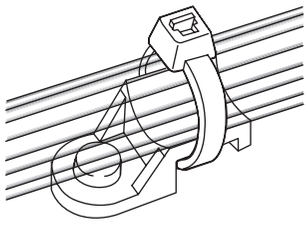

TY3, TY8 Mounts in application

TYPE	Width (W)	Length (L)	Height (H)	Hole Ø (FH)	Strap Width max. (G)	Material	Colour	Pack Cont.	Article-No.
TY3F1	8.0	19.0	7.2	3.5	5.0	PA66	Natural (NA)	1,000 pcs.	151-23319
TY8F1	10.0	22.4	7.2	4.5	8.0	PA66	Natural (NA)	1,000 pcs.	151-23819

All dimensions in mm. Subject to technical changes.
Minimum Order Quantity (MOQ) may differ from package content. Other packaging options may also be available.

03/2017 031-93468
BRO Panel Builder

chanhvinh.com

Screw Fixing Mounts

LKM / CL / FH with curved design for sideways fixing

In areas with limited space, these mounting bases allow the cable to be offset from the fixing hole, and can be installed in the equipment prior to the cable installation. A major cost saving can be made by using these products as many different sizes of standard cable ties can be used, reducing the need to stock a wide range of specific fixing ties.

Features and Benefits

- Screw mounts for fixing cable sideways
- Ideal for securing large, heavier bundles
- Suitable for cable ties up to 8 mm wide



LKM, CL8 and FH cable tie mounts for applications with limited space.

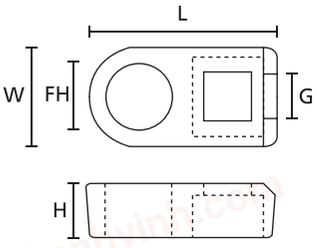

FH cable tie mounts (plan and side view)

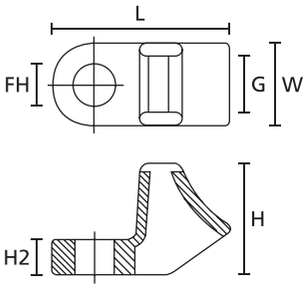

LKM, CL8 cable tie mounts (plan and side view)

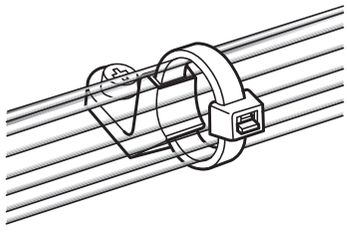

CL8 cable tie mount in application

TYPE	Width (W)	Length (L)	Height (H)	Height (H2)	Hole Ø (FH)	Strap Width max. (G)	Material	Colour	Pack Cont.	Article-No.
FH18	7.1	13.3	4.0	-	3.7	2.5	PA66	Natural (NA)	500 pcs.	151-61119
FH30	9.5	17.9	4.7	-	5.5	3.5	PA66	Natural (NA)	500 pcs.	151-61319
FH50	11.3	22.2	6.2	-	7.1	4.6	PA66	Natural (NA)	500 pcs.	151-61519
LKM	12.0	27.0	16.0	5.0	6.0	7.6	PA66	Black (BK)	100 pcs.	151-26301
	12.0	27.0	16.0	5.0	6.0	7.6	PA66	Natural (NA)	100 pcs.	151-26304
CL8	12.5	27.3	16.0	5.0	6.5	8.0	PA66	Natural (NA)	100 pcs.	151-26819
	12.5	27.3	16.0	5.0	6.5	8.0	PA66W	Black (BK)	100 pcs.	151-26860

All dimensions in mm. Subject to technical changes.
Minimum Order Quantity (MOQ) may differ from package content. Other packaging options may also be available.

03/2017 031-93468
BRO Panel Builder

chanhvinh.com

Mounting Plates for Screw Fixing

MP-Series for parallel bundling

Many applications require each cable run to be firmly held in place but separately from adjacent cable runs (example - control cabinets, machinery and military systems). The MP series of mounts helps to achieve this.

Features and Benefits

- Allow multiple cables to be run in parallel
- Simple to fix with two screws
- Cables are fixed by using a cable tie through any combination of the available slots



MSMP mounting plates, screwable.

Material specification please see page 58-59.

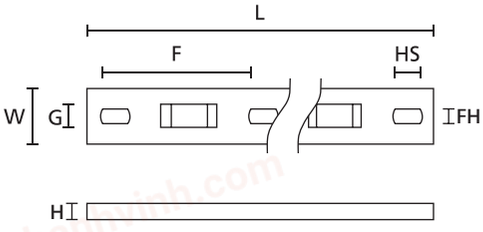

Mounting plates MP and MSMP (plan and side view)

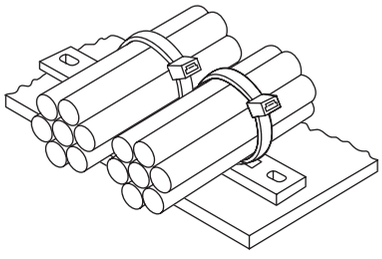

Mounting plates in application

TYPE	Width (W)	Length (L)	Height (H)	Hole Ø (FH)	Strap Width max. (G)	No. of bundles	Material	Colour	Pack Cont.	Article-No.
MP2M3	12.7	76.2	3.2	3.7	5.2	2	PA66	Natural (NA)	100 pcs.	151-24219
MP3M3	12.7	108.0	3.2	3.7	5.2	3	PA66	Natural (NA)	100 pcs.	151-24319
MP4M3	12.7	139.8	3.2	3.7	5.2	4	PA66	Natural (NA)	100 pcs.	151-24419
MP5M3	12.7	171.6	3.2	3.7	5.2	5	PA66	Natural (NA)	100 pcs.	151-24519
MSMP5/10	15.8	204.5	5.3	5.1	7.6	5	PA66	Natural (NA)	100 pcs.	151-25519
MSMP6/6	15.8	244.0	5.3	3.8	7.6	6	PA66	Natural (NA)	100 pcs.	151-25619
MSMP4	15.9	167.0	5.2	5.1	8.2	4	PA66	Natural (NA)	500 pcs.	150-83499

All dimensions in mm. Subject to technical changes.
Minimum Order Quantity (MOQ) may differ from package content. Other packaging options may also be available.

Please note! Not all products listed on this page may have this approval. Please check our website for latest approvals.

chanhvinh.com

Self Adhesive Clips

RA-Series with round design

These clips are ideal for use in applications which are difficult to access, or for areas where self adhesive is the only possible fixing method (for example, where fixing ‚holes' would be unacceptable).

Features and Benefits

- One-piece self-adhesive fixing clips for quick and easy installation
- Designed to hold wires, cables or hoses without a cable tie
- Different sizes for various bundle diameters



Self-adhesive one piece fixing clips RA6 (l) and RB5 (r).

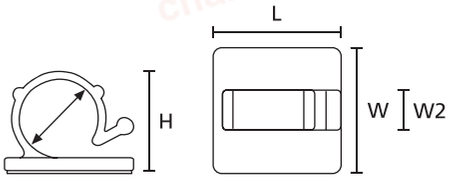

RA3-18 Series (side view) *RA3-18 Series (plan view)*

For more information on the types of adhesive please see page 69.

TYPE	Width (W)	Width (W2)	Length (L)	Height (H)	Bundle Ø max.	Material	Colour	Adhesive	Article-No.
RA3	13.0	5.0	13.0	5.0	3.0	PA66	Natural (NA)	Synthetic rubber T60	151-13018
RA6APT-I	19.0	5.0	19.0	9.0	6.0	PA66	Natural (NA)	mod. Acrylate	151-01635
RA6	19.0	5.0	19.0	9.0	6.0	PA66	Natural (NA)	Synthetic rubber T60	151-13019
RA9	19.0	7.5	19.0	12.5	9.0	PA66	Natural (NA)	Synthetic rubber T60	151-13020
RA13APT-I	25.0	10.0	25.0	16.5	13.0	PA66	Natural (NA)	mod. Acrylate	151-01636
RA13	25.0	10.0	25.0	16.5	13.0	PA66	Natural (NA)	Synthetic rubber T60	151-13021
RA18	28.5	10.0	28.5	23.0	18.0	PA66	Natural (NA)	Synthetic rubber T60	151-13119

All dimensions in mm. Subject to technical changes.

Self Adhesive Clips

RB-Series with flat design



Self-adhesive one piece fixing clips RB20 (l) and RB14 (r).

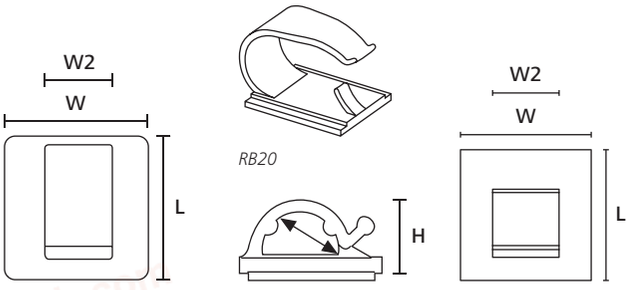

RB8-14 Series (plan view) *RB8-14 Series (side view)* *RB5-Series (plan view)*

TYPE	Width (W)	Width (W2)	Length (L)	Height (H)	Bundle Ø max.	Material	Colour	Adhesive	Article-No.
RB5	19.0	9.7	19.0	6.0	5.0	PA66	Black (BK)	Synthetic rubber T60	151-14000
	19.0	9.7	19.0	6.0	5.0	PA66	Natural (NA)	Synthetic rubber T60	151-14059
RB8	25.0	12.7	25.0	11.5	8.0	PA66	Black (BK)	Synthetic rubber T60	151-13601
	25.0	12.7	25.0	11.5	8.0	PA66	Natural (NA)	Synthetic rubber T60	151-13606
RB20	27.0	18.0	33.0	25.0	20.0	PA66HIRHS	Black (BK)	Synthetic rubber T60	151-00831
RB14	27.4	23.0	33.2	16.0	14.0	PA66	Black (BK)	Synthetic rubber T60	151-00502
	27.4	23.0	33.2	16.0	14.0	PA66	Natural (NA)	Synthetic rubber T60	151-00505

All dimensions in mm. Subject to technical changes.

03/2017 031-93468
BRO Panel Builder

chanhvinh.com



Heat Shrinkable Tubing

Thin walled	
HIS-3, 3:1, mini-reel in dispenser pack	80
TF31, 3:1, flexible and coloured	81
TF34, 3:1, flexible and transparent, VG	82

03/2017 031-93468
BRO Panel Builder

chanhvinh.com

Heat Shrinkable Tubing 3:1 on a Reel

HIS-3

HIS-3 is used in general purpose of electrical insulation with a high level of protection against corrosion and mechanical abrasion.

Features and Benefits

- Unlined tubing in handly dispenser packs
- High shrink ratio (3:1) tubing
- Fits highly variable substrate dimensions
- Only 6 sizes for application diameter range of 1 mm up to 20 mm, reduce inventory by half



HIS-3 can fit highly variable substrate dimensions.

Also available with transparent adhesive!

More colours and sizes availabe on request.

MATERIAL	Polyolefin, cross-linked (PO-X)
Shrink Ratio	3:1
Operating Temperature	-55 °C to +135 °C
Min. Shrink Temperature	+100 °C
Longitudinal change after shrinkage	-5 % max.
Dielectric Strength	20 kV/mm according to ASTM D 150
Flammability	UL 224 VW-1 (except transparent)
Insulation Class	B (VDE 0530)

RoHS



Heat Shrinkable Tubing 3:1

TYPE	Supplied Ø D min.	Recov. Ø d max.	Wall (WT)	Reel Length	Colour	Tools	Article-No.
HIS-3-1.5/0.5	1.5	0.5	0.45	10 m	Black (BK)	30-33	308-30150
HIS-3-3/1	3.0	1.0	0.55	10 m	Black (BK)	30-33	308-30300
HIS-3-6/2	6.0	2.0	0.65	5 m	Black (BK)	30-33	308-30600
HIS-3-9/3	9.0	3.0	0.75	5 m	Black (BK)	30-33	308-30900
HIS-3-12/4	12.0	4.0	0.80	5 m	Black (BK)	30-33	308-31200
HIS-3-18/6	18.0	6.0	0.90	4 m	Black (BK)	30-32	308-31800
HIS-3-24/8	24.0	8.0	1.20	3 m	Black (BK)	30-32	308-32400

All dimensions in mm. Subject to technical changes.
Minimum Order Quantity (MOQ) may differ from package content.

Recommended Tools			
30	31	32	33
H5002	H5004	E4500	ShrinkPad 110

For detailed information on Application Tooling please refer to our Main Catalogue or the Internet.

One Step to the Web!

Please note! Not all products listed on this page may have this approval. Please check our website for latest approvals.

03/2017 031-93468
BRO Panel Builder

chanhvinh.com

Heat Shrinkable Tubing 3:1 flexible and coloured

TF31

If higher fire protection is a requirement heat shrinkable tubing TF31 is a good choice. It is used for protection insulation and identification wires, cables and light duty harnesses.

Features and Benefits

- Thin walled, very flexible polyolefin tubing
- Few sizes cover a wide range of diameters allowing reduced inventory
- Fast shrinking and low shrink temperature
- Flame-retardant, UL224 VW1 listed

Cut lengths available on request. Please contact us!

More colours and sizes availabe on request.

One Step to the Web!



TF31 with 3:1 shrink ratio allowing for a wider range of application.

MATERIAL	Polyolefin, cross-linked (PO-X)
Shrink Ratio	3:1
Operating Temperature	-55 °C to +135 °C
Min. Shrink Temperature	+90 °C
Longitudinal change after shrinkage	+5 %/-15 %
Dielectric Strength	37 kV/mm
Flammability	ASTM D876, UL 224 VW-1

RoHS



Heat Shrinkable Tubing 3:1

TYPE	Supplied Ø D min.	Recov. Ø d max.	Wall (WT)	Reel Length	Colour	Tools	Article-No.
TF31-1.5/0.5	1.5	0.5	0.50	30 m	Black (BK)	30-33	333-30150
TF31-3/1	3.0	1.0	0.60	30 m	Black (BK)	30-33	333-30300
TF31-6/2	6.0	2.0	0.70	30 m	Black (BK)	30-33	333-30600
TF31-9/3	9.0	3.0	0.80	30 m	Black (BK)	30-33	333-30900
TF31-12/4	12.0	4.0	0.85	30 m	Black (BK)	30-33	333-31200
TF31-18/6	18.0	6.0	1.00	30 m	Black (BK)	30-32	333-31800
TF31-24/8	24.0	8.0	1.20	30 m	Black (BK)	30-32	333-32400

All dimensions in mm. Subject to technical changes.
Minimum Order Quantity (MOQ) may differ from package content.

Recommended Tools			
30	31	32	33
H5002	H5004	E4500	ShrinkPad 110

For detailed information on Application Tooling please refer to our Main Catalogue or the Internet.

Please note! Not all products listed on this page may have this approval. Please check our website for latest approvals.

03/2017 031-93468
BRO Panel Builder

chanhvinh.com

Heat Shrinkable Tubing 3:1 flexible and transparent

TF34

Protects wire and cable markers subject to abuse, while permitting inspectability of each item covered. Protects electronic components while permitting their identification and inspection.

Features and Benefits

- Transparent, flexible polyolefin tubing
- Protects identification marking perfect
- Few sizes cover a wide range of diameters allowing reduced inventory
- Halogen free



TF34 transparent tubing with 3:1 shrink ratio allowing for a wider range of application.

Cut lengths available on request. Please contact us!

MATERIAL	Polyolefin, cross-linked (PO-X)
Shrink Ratio	3:1
Operating Temperature	-55 °C to +135 °C
Min. Shrink Temperature	+110 °C
Longitudinal change after shrinkage	-5 % max.
Dielectric Strength	46 kV/mm
Flammability	not flame retarded

HF ✓ RoHS ✓



Heat Shrinkable Tubing 3:1

TYPE	Supplied Ø D min.	Recov. Ø d max.	Wall (WT)	Reel Length	Colour	Tools	Article-No.
TF34-1.5/0.5	1.5	0.5	0.50	30 m	Transparent (CL)	30-33	333-30153
TF34-3/1	3.0	1.0	0.50	30 m	Transparent (CL)	30-33	333-30303
TF34-6/2	6.0	2.0	0.70	30 m	Transparent (CL)	30-33	333-30603
TF34-9/3	9.0	3.0	0.80	30 m	Transparent (CL)	30-33	333-30903
TF34-12/4	12.0	4.0	0.85	30 m	Transparent (CL)	30-33	333-31203
TF34-18/6	18.0	6.0	1.00	30 m	Transparent (CL)	30-32	333-31803
TF34-24/8	24.0	8.0	1.20	30 m	Transparent (CL)	30-32	333-32403

All dimensions in mm. Subject to technical changes.
Minimum Order Quantity (MOQ) may differ from package content.

Recommended Tools			
30	31	32	33
H5002	H5004	E4500	ShrinkPad 110

For detailed information on Application Tooling please refer to our Main Catalogue or the Internet.

One Step to the Web!

03/2017 031-93468
BRO Panel Builder

chanhvinh.com

Appendix



123 Numerical Index 84

ABC Alphanumerical Index 88

€ General Terms and Conditions of Sale 92

03/2017 031-93468
BRO Panel Builder

chanhvinh.com

123 Appendix
Numerical Index

Article-No.	Type	Page
109-00001	Q18R	62
109-00004	Q18I	62
109-00007	Q18L	62
109-00010	Q30R	62
109-00012	Q30L	62
109-00014	Q30LR	62
109-00018	Q50R	62
109-00020	Q50I	62
109-00022	Q50L	62
109-00030	Q18R	62
109-00033	Q18I	62
109-00036	Q18L	62
109-00039	Q30R	62
109-00041	Q30L	62
109-00043	Q30LR	62
109-00047	Q50R	62
109-00049	Q50I	62
109-00051	Q50L	62
110-20006	MK20	67
110-70129	EVO7	68
110-70130	EVO7SP	68
111-01626	T40R	60
111-01910	T18R	60
111-01919	T18R	60
111-02110	T18L	60
111-02119	T18L	60
111-02319	T18I	60
111-02370	T18I	60
111-02500	T25L	60
111-02519	T25L	60
111-02619	T25LL	60
111-02809	T18S	60
111-03210	T30R	60
111-03219	T30R	60
111-03410	T30L	60
111-03419	T30L	60
111-03500	T30LL	60
111-03529	T30LL	60
111-05000	T50R	61
111-05013	T50R	61
111-05019	T80R	61
111-05210	T50I	61
111-05219	T50I	61
111-05400	T50L	61
111-05409	T50L	61
111-05410	T80L	61
111-05419	T80L	61
111-05810	T50S	60
111-05819	T50S	60
111-06002	T50LL	61
111-06200	T50M	61
111-06201	T50M	61
111-08010	T80R	61
111-08210	T80I	61
111-08229	T80I	61
111-81821	IT18R	46
111-81919	IT18FL	46
111-85369	T50SL5	63
111-85460	T50SL6	63
111-85479	T50SL7	63
111-85519	T18RSF	63
111-85560	T18RSF	63
111-85729	T50RSFM	63
111-85739	T50SSFM	63
115-06960	RT50SFK	64
115-07010	RT50RSF	64
126-00001	T50SL5	63
126-00005	T50SL5	63
126-00032	T50SSFM	63
126-01104	T50SSFM	63
150-09110	T18RFT6	65
150-77938	T50RFT6	65
150-77950	T30RFT6	65
150-83499	MSMP4	77
151-00324	MB5	71
151-00502	RB14	78
151-00505	RB14	78
151-00831	RB20	78
151-01556	MB2APT-I	70
151-01557	MB3APT-I	70
151-01558	MB3APT-I	70
151-01559	MB4APT-I	70
151-01560	MB4APT-I	70
151-01561	MB5APT-I	70
151-01562	FKH50APT-I	70
151-01563	FKH80APT-I	70
151-01635	RA6APT-I	78
151-01636	RA13APT-I	78
151-01802	MB2A	71
151-10901	QM20	72
151-10902	QM30	72
151-10903	QM40	72
151-10904	QM20A	72
151-10905	QM30A	72
151-10906	QM40A	72
151-10911	QM20	72
151-10912	QM30	72
151-10913	QM40	72
151-10914	QM20A	72
151-10915	QM30A	72
151-10916	QM40A	72
151-10950	QT7016R	45
151-10951	QT7040R	45
151-10952	QT7040S	45
151-10953	QT10065R	45
151-13018	RA3	78
151-13019	RA6	78
151-13020	RA9	78
151-13021	RA13	78
151-13119	RA18	78
151-13601	RB8	78
151-13606	RB8	78
151-14000	RB5	78
151-14059	RB5	78
151-23319	TY3F1	75
151-23819	TY8F1	75
151-24219	MP2M3	77
151-24319	MP3M3	77
151-24419	MP4M3	77
151-24519	MP5M3	77
151-24619	KR6G5	73
151-24819	KR8G5	73
151-25519	MSMP5/10	77
151-25619	MSMP6/6	77
151-26301	LKM	76
151-26304	LKM	76
151-26819	CL8	76
151-26860	CL8	76
151-28119	MB1	75
151-28210	MB2	75
151-28219	MB2	75
151-28320	MB3A	71
151-28349	MB3A	71
151-28359	MB3	71
151-28412	MB4A	71
151-28430	MB4A3	71
151-28469	MB4A	71
151-28479	MB4	71
151-30300	CTM0	73
151-30303	CTM0	73
151-30400	CTM1	73
151-30404	CTM1	73
151-30500	CTM2	73
151-30504	CTM2	73
151-30600	CTM3	73
151-30605	CTM3	73
151-30700	CTM4	73
151-30703	CTM4	73
151-31109	CTAM1	74
151-31203	CTAM2	74
151-61119	FH18	76
151-61319	FH30	76
151-61519	FH50	76
156-00085	T50ROSFT6SD	65
156-01085	Q50REC4A	66
156-01086	Q50REC4B	66
156-01087	Q50REC5A	66
156-01088	Q50REC5B	66
156-05902	T50ROSFT6SD	65
161-41000	SBPE1.5	29
161-41001	SBPE1.5	29
161-41002	SBPE1.5	29
161-41100	SBPE4	29
161-41101	SBPE4	29
161-41102	SBPE4	29
161-41103	SBPE4D	29
161-41104	SBPE4D	29
161-41105	SBPE4D	29
161-41200	SBPE9	29
161-41201	SBPE9	29
161-41202	SBPE9	29
161-41203	SBPE9D	29
161-41204	SBPE9D	29
161-41205	SBPE9D	29
161-41300	SBPE16	29
161-41301	SBPE16	29
161-41302	SBPE16	29
161-43000	SBPEFR1.5	30
161-43001	SBPEFR1.5	30
161-43100	SBPEFR4	30
161-43101	SBPEFR4	30
161-43200	SBPEFR9	30
161-43201	SBPEFR9	30
161-43300	SBPEFR16	30
161-43301	SBPEFR16	30
161-64101	HWPP8	28
161-64102	HWPP8	28
161-64103	HWPP8	28
161-64104	HWPP8	28
161-64201	HWPP16	28
161-64202	HWPP16	28
161-64203	HWPP16	28
161-64207	HWPP16	28
161-64301	HWPP20	28
161-64302	HWPP20	28
161-64303	HWPP20	28
161-64304	HWPP20	28
161-64401	HWPP25	28
161-64402	HWPP25	28
161-64403	HWPP25	28
161-64407	HWPP25	28
161-64501	HWPP30	28
161-64502	HWPP30	28
161-64503	HWPP30	28
161-64504	HWPP30	28
161-64601	HWPP40	28
164-40010	HTWD-FLEX-10	22
164-40015	HTWD-FLEX-A-10	22
164-40020	HTWD-FLEX-20	22
164-40025	HTWD-FLEX-A-20	22
164-40030	HTWD-FLEX-30	22
164-40035	HTWD-FLEX-A-30	22
164-40040	HTWD-FLEX-40	22
164-40045	HTWD-FLEX-A-40	22
167-00209	FG14	32
167-00211	FG17	32
167-00213	FG19	32
167-00216	FG21	32
167-00221	FG27	32
167-00229	FG36	32
167-00236	FG45	32
167-00248	FG56	32
167-00510	FG14-PG9	33
167-00511	FG17-PG11	33
167-00512	FG19-PG13	33
167-00513	FG21-PG16	33
167-00514	FG27-PG21	33
167-00515	FG36-PG29	33
167-00516	FG45-PG36	33
167-00517	FG56-PG48	33
167-00520	FG14-UH	34
167-00521	FG17-UH	34
167-00522	FG19-UH	34
167-00523	FG21-UH	34
167-00524	FG27-UH	34
167-00525	FG36-UH	34
167-00526	FG45-UH	34

03/2017 031-93468
BRO Panel Builder

chanhvinh.com

Article-No.	Type	Page
167-00527	FG56-UH	34
167-00530	FG14-M16	33
167-00531	FG17-M20	33
167-00533	FG21-M25	33
167-00534	FG27-M32	33
167-00535	FG36-M40	33
167-00536	FG45-M50	33
167-00537	FG56-M63	33
170-00065	HEGPX06	31
170-00098	HEGPX09	31
170-00128	HEGPX12	31
170-00204	HEGPX20	31
170-00303	HEGPX30	31
170-00403	HEGPX40	31
181-10010	HTWD-WFWR	24
181-10018	HTWD-PW-15X18	13
181-10020	HTWD-NFWR	24
181-10027	HTWD-PWB-25X30	21
181-10028	HTWD-PW-25X30	13
181-10038	HTWD-PW-15X30	13
181-10058	HTWD-PW-15X40	13
181-10068	HTWD-PW-25X40	13
181-10077	HTWD-PWB-40X40	21
181-10078	HTWD-PW-40X40	13
181-10087	HTWD-PWB-60X40	21
181-10088	HTWD-PW-60X40	13
181-10098	HTWD-PW-80X40	13
181-10108	HTWD-PW-100X40	13
181-10118	HTWD-PW-15X60	13
181-10137	HTWD-PWB-25X60	21
181-10138	HTWD-PW-25X60	13
181-10147	HTWD-PWB-40X60	21
181-10148	HTWD-PW-40X60	13
181-10157	HTWD-PWB-60X60	21
181-10158	HTWD-PW-60X60	13
181-10168	HTWD-PW-80X60	13
181-10178	HTWD-PW-100X60	13
181-10188	HTWD-PW-120X60	13
181-10197	HTWD-PWB-25X80	21
181-10198	HTWD-PW-25X80	13
181-10207	HTWD-PWB-40X80	21
181-10208	HTWD-PW-40X80	13
181-10217	HTWD-PWB-60X80	21
181-10218	HTWD-PW-60X80	13
181-10227	HTWD-PWB-80X80	21
181-10228	HTWD-PW-80X80	13
181-10237	HTWD-PWB-100X80	21
181-10238	HTWD-PW-100X80	13
181-10248	HTWD-PW-120X80	13
181-10257	HTWD-PWB-40X100	21
181-10258	HTWD-PW-40X100	13
181-10267	HTWD-PWB-60X100	21
181-10268	HTWD-PW-60X100	13
181-10277	HTWD-PWB-100X100	21
181-10278	HTWD-PW-100X100	13
181-10287	HTWD-PWB-150X100	21
181-10288	HTWD-PW-150X100	13
181-10327	HTWD-PWB-25X100	21
181-10328	HTWD-PW-25X100	13
181-10329	HTWD-PW-80X100	13
181-10347	HTWD-PWB-80X100	21
181-30109	HTWD-PCOVD-20	19
181-30208	HTWD-PCOVM-25	19
181-30209	HTWD-PCOVD-37.5	19
181-30308	HTWD-PCOVM-40	19
181-30309	HTWD-PCOVD-50	19
181-30408	HTWD-PCOVM-60	19
181-30409	HTWD-PCOVD-75	19
181-30508	HTWD-PCOVM-80	19
181-30509	HTWD-PCOVD-100	19
181-30608	HTWD-PCOVM-100	19
181-30609	HTWD-PCOVD-125	19
181-30708	HTWD-PCOVM-120	19
181-30808	HTWD-PCOVM-150	19
181-41542	HTWD-RT4	26
181-41564	HTWD-RT6	26
181-42400	HTWD-R4	26
181-42500	HTWD-R6	26
181-42600	HTWD-R6	26
181-45019	HTWD-TL	25
181-45029	HTWD-CTH	25
181-45130	HTWD-RB	27
181-50440	HTWD-BWR-40X40	23
181-50460	HTWD-BWR-40X60	23
181-50480	HTWD-BWR-40X80	23
181-50640	HTWD-BWR-60X40	23
181-50660	HTWD-BWR-60X60	23
181-50680	HTWD-BWR-60X80	23
181-50690	HTWD-BWR-60X100	23
181-50860	HTWD-BWR-80X60	23
181-50880	HTWD-BWR-80X80	23
181-50890	HTWD-BWR-80X100	23
181-51060	HTWD-BWR-100X60	23
181-51080	HTWD-BWR-100X80	23
181-51090	HTWD-BWR-100X100	23
181-51260	HTWD-BWR-120X60	23
181-51280	HTWD-BWR-120X80	23
181-51590	HTWD-BWR-150X100	23
183-21010	HTWD-HF-100X100	17
183-21060	HTWD-HF-100X60	17
183-21080	HTWD-HF-100X80	17
183-21260	HTWD-HF-120X60	17
183-21280	HTDW-HF-120X80	17
183-22040	HTDW-HF-100X40	17
183-22525	HTWD-HF-25X25	17
183-22540	HTWD-HF-25X40	17
183-22580	HTWD-HF-25X80	17
183-24025	HTWD-HF-40X25	17
183-24040	HTWD-HF-40X40	17
183-24060	HTWD-HF-40X60	17
183-24080	HTWD-HF-40X80	17
183-25060	HTWD-HF-25X60	17
183-26010	HTWD-HF-60X100	17
183-26040	HTWD-HF-60X40	17
183-26060	HTWD-HF-60X60	17
183-26080	HTWD-HF-60X80	17
183-28010	HTWD-HF-80X100	17
183-28040	HTWD-HF-80X40	17
183-28060	HTWD-HF-80X60	17
183-28080	HTWD-HF-80X80	17
184-10068	HTWD-PN-25X40	11
184-10078	HTWD-PN-40X40	11
184-10088	HTWD-PN-60X40	11
184-10098	HTWD-PN-80X40	11
184-10108	HTWD-PN-100X40	11
184-10138	HTWD-PN-25X60	11
184-10148	HTWD-PN-40X60	11
184-10158	HTWD-PN-60X60	11
184-10168	HTWD-PN-80X60	11
184-10178	HTWD-PN-100X60	11
184-10188	HTWD-PN-120X60	11
184-10198	HTWD-PN-25X80	11
184-10208	HTWD-PN-40X80	11
184-10218	HTWD-PN-60X80	11
184-10228	HTWD-PN-80X80	11
184-10238	HTWD-PN-100X80	11
184-10248	HTWD-PN-120X80	11
184-10258	HTWD-PN-40X100	11
184-10268	HTWD-PN-60X100	11
184-10278	HTWD-PN-100X100	11
184-10329	HTWD-PN-80X100	11
185-41010	HTWD-PD-100X100	15
185-41050	HTWD-PD-100X50	15
185-41075	HTWD-PD-100X75	15
185-41250	HTWD-PD-125X50	15
185-41275	HTWD-PD-125X75	15
185-42020	HTWD-PD-20X20	15
185-42037	HTWD-PD-20X37.5	15
185-42050	HTWD-PD-20X50	15
185-42525	HTWD-PD-25X25	15
185-42550	HTWD-PD-25X50	15
185-42575	HTWD-PD-25X75	15
185-43725	HTWD-PD-37.5X25	15
185-43737	HTWD-PD-37.5X37.5	15
185-43750	HTWD-PD-37.5X50	15
185-43775	HTWD-PD-37.5X75	15
185-45010	HTWD-PD-50X100	15
185-45050	HTWD-PD-50X50	15
185-45075	HTWD-PD-50X75	15
185-47510	HTWD-PD-75X100	15
185-47550	HTWD-PD-75X50	15
185-47575	HTWD-PD-75X75	15
186-10188	HTWD-PC-37,5X50	18
186-10198	HTWD-PC-50X50	18
186-10218	HTWD-PC-75X50	18
186-10238	HTWD-PC-100X50	18
186-10248	HTWD-PC-125X50	18
308-30150	HIS-3-1.5/0.5	80
308-30300	HIS-3-3/1	80
308-30600	HIS-3-6/2	80
308-30900	HIS-3-9/3	80
308-31200	HIS-3-12/4	80
308-31800	HIS-3-18/6	80
308-32400	HIS-3-24/8	80
333-30150	TF31-1.5/0.5	81
333-30153	TF34-1.5/0.5	82
333-30300	TF31-3/1	81
333-30303	TF34-3/1	82
333-30600	TF31-6/2	81
333-30603	TF34-6/2	82
333-30900	TF31-9/3	81
333-30903	TF34-9/3	82
333-31200	TF31-12/4	81
333-31203	TF34-12/4	82
333-31800	TF31-18/6	81
333-31803	TF34-18/6	82
333-32400	TF31-24/8	81
333-32403	TF34-24/8	82
500-50820	T82S-BK	48, 52
500-50822	T82R-RD	48, 52
515-01014	HGDC1-3 A	40
515-01024	HGDC1-3 B	40
515-01034	HGDC1-3 C	40
515-01044	HGDC1-3 D	40
515-01054	HGDC1-3 E	40
515-01064	HGDC1-3 F	40
515-01074	HGDC1-3 G	40
515-01084	HGDC1-3 H	40
515-01094	HGDC1-3 I	40
515-01104	HGDC1-3 J	40
515-01114	HGDC1-3 K	40
515-01124	HGDC1-3 L	40
515-01134	HGDC1-3 M	40
515-01144	HGDC1-3 N	40
515-01154	HGDC1-3 O	40
515-01164	HGDC1-3 P	40
515-01174	HGDC1-3 Q	40
515-01184	HGDC1-3 R	40
515-01194	HGDC1-3 S	40
515-01204	HGDC1-3 T	40
515-01214	HGDC1-3 U	40
515-01224	HGDC1-3 V	40
515-01234	HGDC1-3 W	40
515-01244	HGDC1-3 X	40
515-01254	HGDC1-3 Y	40
515-01264	HGDC1-3 Z	40
515-01600	HGDC1-3 0	40
515-01604	HGDC1-3 0	40
515-01611	HGDC1-3 1	40
515-01614	HGDC1-3 1	40
515-01622	HGDC1-3 2	40
515-01624	HGDC1-3 2	40
515-01633	HGDC1-3 3	40
515-01634	HGDC1-3 3	40
515-01644	HGDC1-3 4	40
515-01654	HGDC1-3 5	40
515-01655	HGDC1-3 5	40
515-01664	HGDC1-3 6	40
515-01666	HGDC1-3 6	40
515-01674	HGDC1-3 7	40
515-01677	HGDC1-3 7	40
515-01684	HGDC1-3 8	40
515-01688	HGDC1-3 8	40
515-01694	HGDC1-3 9	40
515-01699	HGDC1-3 9	40
515-01704	HGDC1-3 +	40
515-01714	HGDC1-3 -	40

chanhvinh.com

123 Appendix
Numerical Index

Article-No.	Type	Page
515-01724	HGDC1-3 /	40
515-01734	HGDC1-3 ⏚	40
515-01804	HGDC1-3 .	40
515-01946	HGDC4-9 .	40
515-01947	HGDC4-9 ⏚	40
515-02014	HGDC2-5 A	40
515-02024	HGDC2-5 B	40
515-02034	HGDC2-5 C	40
515-02044	HGDC2-5 D	40
515-02054	HGDC2-5 E	40
515-02064	HGDC2-5 F	40
515-02074	HGDC2-5 G	40
515-02084	HGDC2-5 H	40
515-02094	HGDC2-5 I	40
515-02104	HGDC2-5 J	40
515-02114	HGDC2-5 K	40
515-02124	HGDC2-5 L	40
515-02134	HGDC2-5 M	40
515-02144	HGDC2-5 N	40
515-02154	HGDC2-5 O	40
515-02164	HGDC2-5 P	40
515-02174	HGDC2-5 Q	40
515-02184	HGDC2-5 R	40
515-02194	HGDC2-5 S	40
515-02204	HGDC2-5 T	40
515-02214	HGDC2-5 U	40
515-02224	HGDC2-5 V	40
515-02234	HGDC2-5 W	40
515-02244	HGDC2-5 X	40
515-02254	HGDC2-5 Y	40
515-02264	HGDC2-5 Z	40
515-02600	HGDC2-5 0	40
515-02604	HGDC2-5 0	40
515-02611	HGDC2-5 1	40
515-02614	HGDC2-5 1	40
515-02622	HGDC2-5 2	40
515-02624	HGDC2-5 2	40
515-02633	HGDC2-5 3	40
515-02634	HGDC2-5 3	40
515-02644	HGDC2-5 4	40
515-02654	HGDC2-5 5	40
515-02655	HGDC2-5 5	40
515-02664	HGDC2-5 6	40
515-02666	HGDC2-5 6	40
515-02674	HGDC2-5 7	40
515-02677	HGDC2-5 7	40
515-02684	HGDC2-5 8	40
515-02688	HGDC2-5 8	40
515-02694	HGDC2-5 9	40
515-02699	HGDC2-5 9	40
515-02704	HGDC2-5 +	40
515-02714	HGDC2-5 -	40
515-02715	HGDC2-5 .	40
515-02724	HGDC2-5 /	40
515-02734	HGDC2-5 ⏚	40
515-03014	HGDC4-9 A	40
515-03024	HGDC4-9 B	40
515-03034	HGDC4-9 C	40
515-03044	HGDC4-9 D	40
515-03054	HGDC4-9 E	40
515-03064	HGDC4-9 F	40
515-03074	HGDC4-9 G	40
515-03084	HGDC4-9 H	40
515-03094	HGDC4-9 I	40
515-03104	HGDC4-9 J	40
515-03114	HGDC4-9 K	40
515-03124	HGDC4-9 L	40
515-03134	HGDC4-9 M	40
515-03144	HGDC4-9 N	40
515-03154	HGDC4-9 O	40
515-03164	HGDC4-9 P	40
515-03174	HGDC4-9 Q	40
515-03184	HGDC4-9 R	40
515-03194	HGDC4-9 S	40
515-03204	HGDC4-9 T	40
515-03214	HGDC4-9 U	40
515-03224	HGDC4-9 V	40
515-03234	HGDC4-9 W	40
515-03244	HGDC4-9 X	40
515-03254	HGDC4-9 Y	40
515-03264	HGDC4-9 Z	40
515-03600	HGDC4-9 0	40
515-03604	HGDC4-9 0	40
515-03611	HGDC4-9 1	40
515-03614	HGDC4-9 1	40
515-03622	HGDC4-9 2	40
515-03624	HGDC4-9 2	40
515-03633	HGDC4-9 3	40
515-03634	HGDC4-9 3	40
515-03644	HGDC4-9 4	40
515-03654	HGDC4-9 5	40
515-03655	HGDC4-9 5	40
515-03664	HGDC4-9 6	40
515-03666	HGDC4-9 6	40
515-03674	HGDC4-9 7	40
515-03677	HGDC4-9 7	40
515-03684	HGDC4-9 8	40
515-03688	HGDC4-9 8	40
515-03694	HGDC4-9 9	40
515-03699	HGDC4-9 9	40
515-03704	HGDC4-9 +	40
515-03714	HGDC4-9 -	40
515-03724	HGDC4-9 /	40
525-00010	HCT1	49
525-00013	HCT2	49
525-07003	HCR06	47
525-07173	HC06-17	47
525-07353	HC06-35	47
525-10003	HCR09	47
525-10173	HC09-17	47
525-10353	HC09-35	47
525-10523	HC09-52	47
525-13003	HCR12	47
525-13173	HC12-17	47
525-13353	HC12-35	47
525-13523	HC12-52	47
525-13703	HC12-70	47
525-19003	HCR18	47
525-19353	HC18-35	47
525-19523	HC18-52	47
525-19703	HC18-70	47
525-25003	HCR24	47
525-25523	HC24-52	47
525-25703	HC24-70	47
526-01014	HFX9-17P	48
526-01514	HFX9-35P	48
526-01714	HFX12-35P	48
526-02014	HFX9-52P	48
526-02214	HFX12-52P	48
526-02514	HFX12-105P	48
526-03014	HFX24-105P	48
526-05014	HFX12-210P	48
526-05514	HFX24-210P	48
531-00174	HODS50 .	42
531-00175	HODS50 /	42
531-00176	HODS50 ⏚	42
531-00384	HODS85 .	42
531-00386	HODS85 ⏚	42
531-00451	HODS50 +	42
531-00452	HODS50 -	42
531-07728	HODS85 0	42
531-07729	HODS85 1	42
531-07730	HODS85 2	42
531-07731	HODS85 3	42
531-07732	HODS85 4	42
531-07733	HODS85 5	42
531-07734	HODS85 6	42
531-07735	HODS85 7	42
531-07736	HODS85 8	42
531-07737	HODS85 9	42
531-07923	HODS85 -	42
531-07924	HODS85 +	42
531-07925	HODS85 0	42
531-07926	HODS85 1	42
531-07927	HODS85 2	42
531-07928	HODS85 3	42
531-07930	HODS85 5	42
531-07931	HODS85 6	42
531-07932	HODS85 7	42
531-07933	HODS85 8	42
531-07934	HODS85 9	42
531-07935	HODS85 A	42
531-07936	HODS85 B	42
531-07937	HODS85 C	42
531-07938	HODS85 D	42
531-07939	HODS85 E	42
531-07940	HODS85 F	42
531-07941	HODS85 G	42
531-07942	HODS85 H	42
531-07943	HODS85 I	42
531-07944	HODS85 J	42
531-07945	HODS85 K	42
531-07946	HODS85 L	42
531-07947	HODS85 M	42
531-07948	HODS85 N	42
531-07949	HODS85 O	42
531-07950	HODS85 P	42
531-07951	HODS85 Q	42
531-07952	HODS85 R	42
531-07953	HODS85 S	42
531-07954	HODS85 T	42
531-07955	HODS85 U	42
531-07956	HODS85 V	42
531-07957	HODS85 W	42
531-07958	HODS85 X	42
531-07959	HODS85 Y	42
531-07960	HODS85 Z	42
531-07961	HODS85 /	42
531-15014	HODS50 A	42
531-15024	HODS50 B	42
531-15034	HODS50 C	42
531-15044	HODS50 D	42
531-15054	HODS50 E	42
531-15064	HODS50 F	42
531-15074	HODS50 G	42
531-15084	HODS50 H	42
531-15094	HODS50 I	42
531-15104	HODS50 J	42
531-15114	HODS50 K	42
531-15124	HODS50 L	42
531-15134	HODS50 M	42
531-15144	HODS50 N	42
531-15154	HODS50 O	42
531-15164	HODS50 P	42
531-15174	HODS50 Q	42
531-15184	HODS50 R	42
531-15194	HODS50 S	42
531-15204	HODS50 T	42
531-15214	HODS50 U	42
531-15224	HODS50 V	42
531-15234	HODS50 W	42
531-15244	HODS50 X	42
531-15254	HODS50 Y	42
531-15264	HODS50 Z	42
531-15274	HODS50 0	42
531-15284	HODS50 1	42
531-15294	HODS50 2	42
531-15304	HODS50 3	42
531-15314	HODS50 4	42
531-15324	HODS50 5	42
531-15334	HODS50 6	42
531-15344	HODS50 7	42
531-15354	HODS50 8	42
531-15364	HODS50 9	42
531-15365	HODS50 0	42
531-15366	HODS50 1	42
531-15367	HODS50 2	42
531-15368	HODS50 3	42
531-15370	HODS50 5	42
531-15371	HODS50 6	42
531-15372	HODS50 7	42
531-15373	HODS50 8	42
531-15374	HODS50 9	42
544-80103	MBMLE-DE10X45	54
544-80104	MBMLE-DE10X90	54
544-80203	MBMLE-DE20X45	54
544-80204	MBMLE-DE20X90	54

03/2017 031-93468
BRO Panel Builder

chanhvinh.com

Article-No.	Type	Page
553-30350	TCGT3-1YE	36
553-30351	TCGT3-1WH	36
553-30450	TCGT4.8-1.6YE	36
553-30451	TCGT4.8-1.6WH	36
553-30650	TCGT6-2YE	36
553-30651	TCGT6-2WH	36
553-30950	TCGT9-3YE	36
553-30951	TCGT9-3WH	36
553-31250	TCGT12-4YE	36
553-31251	TCGT12-4WH	36
553-31850	TCGT18-6YE	36
553-31851	TCGT18-6WH	36
553-32450	TCGT24-8YE	36
553-32451	TCGT24-8WH	36
553-33950	TCGT39-13YE	36
553-33951	TCGT39-13WH	36
556-00060	TT122OUT 60mm	56
556-00061	TT122OUT 110mm	56
556-00101	TT822OUT 110MM	56
556-00111	TT822OUT 60MM	56
556-00117	TT932DOUT 85MM	56
556-00118	TT932DOUT 110MM	56
556-00139	TTDTHOUT 40MM	56
556-00140	TTDTHOUT 60MM	56
556-00141	TTDTHOUT 100MM	56
556-00450	TT430	55
556-00451	TT External Reel Holder	55
556-82000	TAGUL10X51-4WH	37
556-82001	TAGUL10X51-4YE	37
556-82004	TAGUL20X51-4YE	37
556-82005	TAGUL20X51-4WH	37
561-00100	WIC0-0-9	44
561-00101	WIC0-0-9	43
561-00994	WIC0-A,E,L,N,R,S,T,+,-, ⏚	43
561-01100	WIC1-0-9	44
561-01101	WIC1-0-9	44
561-01994	WIC1-A,E,L,N,R,S,T,+,-, ⏚	44
561-02100	WIC2-0-9	44
561-02101	WIC2-0-9	44
561-02994	WIC2-A,E,L,N,R,S,T,+,-, ⏚	44
561-03100	WIC3-0-9	44
561-03101	WIC3-0-9	44
561-03994	WIC3-A,E,L,N,R,S,T,+,-, ⏚	44
596-00558	TAG27-12.5TDK1-1220-WH	53
596-00560	TAG13-07TDK1-1220-WH	53
596-00561	TAG22-22TDK1-1220-WH	53
596-00562	TAG27-08TDK1-1220-WH	53
596-00563	TAG27-15TDK1-1220-WH	53
596-00564	TAG27-18TDK1-1220-WH	53
596-00565	TAG27-27TDK1-1220-WH	53
596-00566	TAG35-18TDK1-1220-WH	53
596-00567	TAG45-15TDK1-1220-WH	53
596-00568	TAG45-25TDK1-1220-WH	53
596-00569	TAG60-30TDK1-1220-WH	53
596-00570	TAG90-45TDK1-1220-WH	53
596-00571	TAG100-30TDK1-1220-WH	53
596-00572	TAG100-70TDK1-1220-WH	53
596-01209	TAG107TD3-1209-WHCL	38
596-01211	TAG16-06TE-1211-YE	50
596-11209	TAG6TD1-1209-WHCL	38
596-11211	TAG20-08TE-1211-YE	50
596-12090	TAG10TD2-1209-WHCL	38
596-12091	TAG51TD3-1209-WHCL	38
596-12094	TAG24TD1-1209-WHCL	38
596-12095	TAG23TD5-1209-WHCL	38
596-12096	TAG26TD6-1209-WHCL	38
596-12097	TAG36TD7-1209-WHCL	38
596-12098	TAG38TD3-1209-WHCL	38
596-12147	TAG05-08TC-1216-WH	51
596-12149	TAG06-10TC-1216-WH	51
596-12151	TAG05-15TC-1216-WH	51
596-12152	TAG08-15TC-1216-WH	51
596-12172	TAG16-06TE-880-YE	50
596-12173	TAG20-08TE-880-YE	50
596-12174	TAG15-09TE-880-YE	50
596-12175	TAG19-11TE-880-YE	50
596-12176	TAG38-11TE-880-YE	50
596-12177	TAG56-22TE-880-YE	50
596-12253	TAG18-07TD1-892-WH	46

Article-No.	Type	Page
596-12255	TAG23-06TD1-892-WH	46
596-12263	TAG63TD1-892-WH	46
596-12265	TAG102-64TD1-892-WH	46
596-21209	TAG1TD2-1209-WHCL	38
596-21211	TAG15-09TE-1211-YE	50
596-31209	TAG3TD3-1209-WHCL	38
596-32091	TAG22TD3-1209-WHCL	38
596-41209	TAG91TD1-1209-WHCL	38
596-41211	TAG38-11TE-1211-YE	50
596-51209	TAG25TD3-1209-WHCL	38
596-51211	TAG56-22TE-1211-YE	50
596-61209	TAG2TD6-1209-WHCL	38
596-71209	TAG07TD1-1209-WHCL	38
596-91209	TAG9TD3-1209-WHCL	38
597-12027	TAG120A4-270-YE	52
597-12127	TAG121A4-270-YE	52
597-12227	TAG122A4-270-YE	52
597-12327	TAG123A4-270-YE	52
597-12427	TAG124A4-270-YE	52
597-12527	TAG125A4-270-YE	52
597-12627	TAG126A4-270-YE	52
597-12727	TAG127A4-270-YE	52
597-12827	TAG128A4-270-YE	52
597-92127	TAG121FA4-270-YE	52
597-92227	TAG122FA4-270-YE	52
597-92427	TAG124FA4-270-YE	52
597-92527	TAG125FA4-270-YE	52
597-92727	TAG127FA4-270-YE	52
597-92827	TAG128FA4-270-YE	52

chanhvinh.com

Appendix
Alphanumerical Index

Type	Article-No.	Page
CL8	151-26819	76
CL8	151-26860	76
CTAM1	151-31109	74
CTAM2	151-31203	74
CTM0	151-30300	73
CTM0	151-30303	73
CTM1	151-30400	73
CTM1	151-30404	73
CTM2	151-30500	73
CTM2	151-30504	73
CTM3	151-30600	73
CTM3	151-30605	73
CTM4	151-30700	73
CTM4	151-30703	73
EVO7	110-70129	68
EVO7SP	110-70130	68
FG14	167-00209	32
FG14-M16	167-00530	33
FG14-PG9	167-00510	33
FG14-UH	167-00520	34
FG17	167-00211	32
FG17-M20	167-00531	33
FG17-PG11	167-00511	33
FG17-UH	167-00521	34
FG19	167-00213	32
FG19-PG13	167-00512	33
FG19-UH	167-00522	34
FG21	167-00216	32
FG21-M25	167-00533	33
FG21-PG16	167-00513	33
FG21-UH	167-00523	34
FG27	167-00221	32
FG27-M32	167-00534	33
FG27-PG21	167-00514	33
FG27-UH	167-00524	34
FG36	167-00229	32
FG36-M40	167-00535	33
FG36-PG29	167-00515	33
FG36-UH	167-00525	34
FG45	167-00236	32
FG45-M50	167-00536	33
FG45-PG36	167-00516	33
FG45-UH	167-00526	34
FG56	167-00248	32
FG56-M63	167-00537	33
FG56-PG48	167-00517	33
FG56-UH	167-00527	34
FH18	151-61119	76
FH30	151-61319	76
FH50	151-61519	76
FKH50APT-I	151-01562	70
FKH80APT-I	151-01563	70
HC06-17	525-07173	47
HC06-35	525-07353	47
HC09-17	525-10173	47
HC09-35	525-10353	47
HC09-52	525-10523	47
HC12-17	525-13173	47
HC12-35	525-13353	47
HC12-52	525-13523	47
HC12-70	525-13703	47
HC18-35	525-19353	47
HC18-52	525-19523	47
HC18-70	525-19703	47
HC24-52	525-25523	47
HC24-70	525-25703	47
HCR06	525-07003	47
HCR09	525-10003	47
HCR12	525-13003	47
HCR18	525-19003	47
HCR24	525-25003	47
HCT1	525-00010	49
HCT2	525-00013	49
HEGPX06	170-00065	31
HEGPX09	170-00098	31
HEGPX12	170-00128	31
HEGPX20	170-00204	31
HEGPX30	170-00303	31
HEGPX40	170-00403	31
HFX12-105P	526-02514	48
HFX12-210P	526-05014	48
HFX12-35P	526-01714	48
HFX12-52P	526-02214	48
HFX24-105P	526-03014	48
HFX24-210P	526-05514	48
HFX9-17P	526-01014	48
HFX9-35P	526-01514	48
HFX9-52P	526-02014	48
HGDC1-3 /	515-01724	40
HGDC1-3 .	515-01804	40
HGDC1-3 -	515-01714	40
HGDC1-3 +	515-01704	40
HGDC1-3 ⏚	515-01734	40
HGDC1-3 0	515-01600	40
HGDC1-3 0	515-01604	40
HGDC1-3 1	515-01611	40
HGDC1-3 1	515-01614	40
HGDC1-3 2	515-01622	40
HGDC1-3 2	515-01624	40
HGDC1-3 3	515-01633	40
HGDC1-3 3	515-01634	40
HGDC1-3 4	515-01644	40
HGDC1-3 5	515-01654	40
HGDC1-3 5	515-01655	40
HGDC1-3 6	515-01664	40
HGDC1-3 6	515-01666	40
HGDC1-3 7	515-01674	40
HGDC1-3 7	515-01677	40
HGDC1-3 8	515-01684	40
HGDC1-3 8	515-01688	40
HGDC1-3 9	515-01694	40
HGDC1-3 9	515-01699	40
HGDC1-3 A	515-01014	40
HGDC1-3 B	515-01024	40
HGDC1-3 C	515-01034	40
HGDC1-3 D	515-01044	40
HGDC1-3 E	515-01054	40
HGDC1-3 F	515-01064	40
HGDC1-3 G	515-01074	40
HGDC1-3 H	515-01084	40
HGDC1-3 I	515-01094	40
HGDC1-3 J	515-01104	40
HGDC1-3 K	515-01114	40
HGDC1-3 L	515-01124	40
HGDC1-3 M	515-01134	40
HGDC1-3 N	515-01144	40
HGDC1-3 O	515-01154	40
HGDC1-3 P	515-01164	40
HGDC1-3 Q	515-01174	40
HGDC1-3 R	515-01184	40
HGDC1-3 S	515-01194	40
HGDC1-3 T	515-01204	40
HGDC1-3 U	515-01214	40
HGDC1-3 V	515-01224	40
HGDC1-3 W	515-01234	40
HGDC1-3 X	515-01244	40
HGDC1-3 Y	515-01254	40
HGDC1-3 Z	515-01264	40
HGDC2-5 /	515-02724	40
HGDC2-5 .	515-02715	40
HGDC2-5 -	515-02714	40
HGDC2-5 +	515-02704	40
HGDC2-5 ⏚	515-02734	40
HGDC2-5 0	515-02600	40
HGDC2-5 0	515-02604	40
HGDC2-5 1	515-02611	40
HGDC2-5 1	515-02614	40
HGDC2-5 2	515-02622	40
HGDC2-5 2	515-02624	40
HGDC2-5 3	515-02633	40
HGDC2-5 3	515-02634	40
HGDC2-5 4	515-02644	40
HGDC2-5 5	515-02654	40
HGDC2-5 5	515-02655	40
HGDC2-5 6	515-02664	40
HGDC2-5 6	515-02666	40
HGDC2-5 7	515-02674	40
HGDC2-5 7	515-02677	40
HGDC2-5 8	515-02684	40
HGDC2-5 8	515-02688	40
HGDC2-5 9	515-02694	40
HGDC2-5 9	515-02699	40
HGDC2-5 A	515-02014	40
HGDC2-5 B	515-02024	40
HGDC2-5 C	515-02034	40
HGDC2-5 D	515-02044	40
HGDC2-5 E	515-02054	40
HGDC2-5 F	515-02064	40
HGDC2-5 G	515-02074	40
HGDC2-5 H	515-02084	40
HGDC2-5 I	515-02094	40
HGDC2-5 J	515-02104	40
HGDC2-5 K	515-02114	40
HGDC2-5 L	515-02124	40
HGDC2-5 M	515-02134	40
HGDC2-5 N	515-02144	40
HGDC2-5 O	515-02154	40
HGDC2-5 P	515-02164	40
HGDC2-5 Q	515-02174	40
HGDC2-5 R	515-02184	40
HGDC2-5 S	515-02194	40
HGDC2-5 T	515-02204	40
HGDC2-5 U	515-02214	40
HGDC2-5 V	515-02224	40
HGDC2-5 W	515-02234	40
HGDC2-5 X	515-02244	40
HGDC2-5 Y	515-02254	40
HGDC2-5 Z	515-02264	40
HGDC4-9 /	515-03724	40
HGDC4-9 .	515-01946	40
HGDC4-9 -	515-03714	40
HGDC4-9 +	515-03704	40
HGDC4-9 ⏚	515-01947	40
HGDC4-9 0	515-03600	40
HGDC4-9 0	515-03604	40
HGDC4-9 1	515-03611	40
HGDC4-9 1	515-03614	40
HGDC4-9 2	515-03622	40
HGDC4-9 2	515-03624	40
HGDC4-9 3	515-03633	40
HGDC4-9 3	515-03634	40
HGDC4-9 4	515-03644	40
HGDC4-9 5	515-03654	40
HGDC4-9 5	515-03655	40
HGDC4-9 6	515-03664	40
HGDC4-9 6	515-03666	40
HGDC4-9 7	515-03674	40
HGDC4-9 7	515-03677	40
HGDC4-9 8	515-03684	40
HGDC4-9 8	515-03688	40
HGDC4-9 9	515-03694	40
HGDC4-9 9	515-03699	40
HGDC4-9 A	515-03014	40
HGDC4-9 B	515-03024	40
HGDC4-9 C	515-03034	40
HGDC4-9 D	515-03044	40
HGDC4-9 E	515-03054	40
HGDC4-9 F	515-03064	40
HGDC4-9 G	515-03074	40
HGDC4-9 H	515-03084	40
HGDC4-9 I	515-03094	40
HGDC4-9 J	515-03104	40
HGDC4-9 K	515-03114	40
HGDC4-9 L	515-03124	40
HGDC4-9 M	515-03134	40
HGDC4-9 N	515-03144	40
HGDC4-9 O	515-03154	40
HGDC4-9 P	515-03164	40
HGDC4-9 Q	515-03174	40
HGDC4-9 R	515-03184	40
HGDC4-9 S	515-03194	40
HGDC4-9 T	515-03204	40
HGDC4-9 U	515-03214	40
HGDC4-9 V	515-03224	40
HGDC4-9 W	515-03234	40
HGDC4-9 X	515-03244	40
HGDC4-9 Y	515-03254	40

03/2017 031-93468
BRO Panel Builder

chanhvinh.com

Type	Article-No.	Page
HGDC4-9 Z	515-03264	40
HIS-3-1.5/0.5	308-30150	80
HIS-3-12/4	308-31200	80
HIS-3-18/6	308-31800	80
HIS-3-24/8	308-32400	80
HIS-3-3/1	308-30300	80
HIS-3-6/2	308-30600	80
HIS-3-9/3	308-30900	80
HODS50 /	531-00175	42
HODS50 .	531-00174	42
HODS50 -	531-00452	42
HODS50 +	531-00451	42
HODS50 ⏚	531-00176	42
HODS50 0	531-15274	42
HODS50 0	531-15365	42
HODS50 1	531-15284	42
HODS50 1	531-15366	42
HODS50 2	531-15294	42
HODS50 2	531-15367	42
HODS50 3	531-15304	42
HODS50 3	531-15368	42
HODS50 4	531-15314	42
HODS50 5	531-15324	42
HODS50 5	531-15370	42
HODS50 6	531-15334	42
HODS50 6	531-15371	42
HODS50 7	531-15344	42
HODS50 7	531-15372	42
HODS50 8	531-15354	42
HODS50 8	531-15373	42
HODS50 9	531-15364	42
HODS50 9	531-15374	42
HODS50 A	531-15014	42
HODS50 B	531-15024	42
HODS50 C	531-15034	42
HODS50 D	531-15044	42
HODS50 E	531-15054	42
HODS50 F	531-15064	42
HODS50 G	531-15074	42
HODS50 H	531-15084	42
HODS50 I	531-15094	42
HODS50 J	531-15104	42
HODS50 K	531-15114	42
HODS50 L	531-15124	42
HODS50 M	531-15134	42
HODS50 N	531-15144	42
HODS50 O	531-15154	42
HODS50 P	531-15164	42
HODS50 Q	531-15174	42
HODS50 R	531-15184	42
HODS50 S	531-15194	42
HODS50 T	531-15204	42
HODS50 U	531-15214	42
HODS50 V	531-15224	42
HODS50 W	531-15234	42
HODS50 X	531-15244	42
HODS50 Y	531-15254	42
HODS50 Z	531-15264	42
HODS85 /	531-07961	42
HODS85 .	531-00384	42
HODS85 -	531-07923	42
HODS85 +	531-07924	42
HODS85 ⏚	531-00386	42
HODS85 0	531-07728	42
HODS85 0	531-07925	42
HODS85 1	531-07729	42
HODS85 1	531-07926	42
HODS85 2	531-07730	42
HODS85 2	531-07927	42
HODS85 3	531-07731	42
HODS85 3	531-07928	42
HODS85 4	531-07732	42
HODS85 5	531-07733	42
HODS85 5	531-07930	42
HODS85 6	531-07734	42
HODS85 6	531-07931	42
HODS85 7	531-07735	42
HODS85 7	531-07932	42
HODS85 8	531-07736	42
HODS85 8	531-07933	42
HODS85 9	531-07737	42
HODS85 9	531-07934	42
HODS85 A	531-07935	42
HODS85 B	531-07936	42
HODS85 C	531-07937	42
HODS85 D	531-07938	42
HODS85 E	531-07939	42
HODS85 F	531-07940	42
HODS85 G	531-07941	42
HODS85 H	531-07942	42
HODS85 I	531-07943	42
HODS85 J	531-07944	42
HODS85 K	531-07945	42
HODS85 L	531-07946	42
HODS85 M	531-07947	42
HODS85 N	531-07948	42
HODS85 O	531-07949	42
HODS85 P	531-07950	42
HODS85 Q	531-07951	42
HODS85 R	531-07952	42
HODS85 S	531-07953	42
HODS85 T	531-07954	42
HODS85 U	531-07955	42
HODS85 V	531-07956	42
HODS85 W	531-07957	42
HODS85 X	531-07958	42
HODS85 Y	531-07959	42
HODS85 Z	531-07960	42
HTDW-HF-100X40	183-22040	17
HTDW-HF-120X80	183-21280	17
HTWD-BWR-100X100	181-51090	23
HTWD-BWR-100X60	181-51060	23
HTWD-BWR-100X80	181-51080	23
HTWD-BWR-120X60	181-51260	23
HTWD-BWR-120X80	181-51280	23
HTWD-BWR-150X100	181-51590	23
HTWD-BWR-40X40	181-50440	23
HTWD-BWR-40X60	181-50460	23
HTWD-BWR-40X80	181-50480	23
HTWD-BWR-60X100	181-50690	23
HTWD-BWR-60X40	181-50640	23
HTWD-BWR-60X60	181-50660	23
HTWD-BWR-60X80	181-50680	23
HTWD-BWR-80X100	181-50890	23
HTWD-BWR-80X60	181-50860	23
HTWD-BWR-80X80	181-50880	23
HTWD-CTH	181-45029	25
HTWD-FLEX-10	164-40010	22
HTWD-FLEX-20	164-40020	22
HTWD-FLEX-30	164-40030	22
HTWD-FLEX-40	164-40040	22
HTWD-FLEX-A-10	164-40015	22
HTWD-FLEX-A-20	164-40025	22
HTWD-FLEX-A-30	164-40035	22
HTWD-FLEX-A-40	164-40045	22
HTWD-HF-100X100	183-21010	17
HTWD-HF-100X60	183-21060	17
HTWD-HF-100X80	183-21080	17
HTWD-HF-120X60	183-21260	17
HTWD-HF-25X25	183-22525	17
HTWD-HF-25X40	183-22540	17
HTWD-HF-25X60	183-25060	17
HTWD-HF-25X80	183-22580	17
HTWD-HF-40X25	183-24025	17
HTWD-HF-40X40	183-24040	17
HTWD-HF-40X60	183-24060	17
HTWD-HF-40X80	183-24080	17
HTWD-HF-60X100	183-26010	17
HTWD-HF-60X40	183-26040	17
HTWD-HF-60X60	183-26060	17
HTWD-HF-60X80	183-26080	17
HTWD-HF-80X100	183-28010	17
HTWD-HF-80X40	183-28040	17
HTWD-HF-80X60	183-28060	17
HTWD-HF-80X80	183-28080	17
HTWD-NFWR	181-10020	24
HTWD-PC-100X50	186-10238	18
HTWD-PC-125X50	186-10248	18
HTWD-PC-37,5X50	186-10188	18
HTWD-PC-50X50	186-10198	18
HTWD-PC-75X50	186-10218	18
HTWD-PCOVD-100	181-30509	19
HTWD-PCOVD-125	181-30609	19
HTWD-PCOVD-20	181-30109	19
HTWD-PCOVD-37.5	181-30209	19
HTWD-PCOVD-50	181-30309	19
HTWD-PCOVD-75	181-30409	19
HTWD-PCOVM-100	181-30608	19
HTWD-PCOVM-120	181-30708	19
HTWD-PCOVM-150	181-30808	19
HTWD-PCOVM-25	181-30208	19
HTWD-PCOVM-40	181-30308	19
HTWD-PCOVM-60	181-30408	19
HTWD-PCOVM-80	181-30508	19
HTWD-PD-100X100	185-41010	15
HTWD-PD-100X50	185-41050	15
HTWD-PD-100X75	185-41075	15
HTWD-PD-125X50	185-41250	15
HTWD-PD-125X75	185-41275	15
HTWD-PD-20X20	185-42020	15
HTWD-PD-20X37.5	185-42037	15
HTWD-PD-20X50	185-42050	15
HTWD-PD-25X25	185-42525	15
HTWD-PD-25X50	185-42550	15
HTWD-PD-25X75	185-42575	15
HTWD-PD-37.5X25	185-43725	15
HTWD-PD-37.5X37.5	185-43737	15
HTWD-PD-37.5X50	185-43750	15
HTWD-PD-37.5X75	185-43775	15
HTWD-PD-50X100	185-45010	15
HTWD-PD-50X50	185-45050	15
HTWD-PD-50X75	185-45075	15
HTWD-PD-75X100	185-47510	15
HTWD-PD-75X50	185-47550	15
HTWD-PD-75X75	185-47575	15
HTWD-PN-100X100	184-10278	11
HTWD-PN-100X40	184-10108	11
HTWD-PN-100X60	184-10178	11
HTWD-PN-100X80	184-10238	11
HTWD-PN-120X60	184-10188	11
HTWD-PN-120X80	184-10248	11
HTWD-PN-25X40	184-10068	11
HTWD-PN-25X60	184-10138	11
HTWD-PN-25X80	184-10198	11
HTWD-PN-40X100	184-10258	11
HTWD-PN-40X40	184-10078	11
HTWD-PN-40X60	184-10148	11
HTWD-PN-40X80	184-10208	11
HTWD-PN-60X100	184-10268	11
HTWD-PN-60X40	184-10088	11
HTWD-PN-60X60	184-10158	11
HTWD-PN-60X80	184-10218	11
HTWD-PN-80X100	184-10329	11
HTWD-PN-80X40	184-10098	11
HTWD-PN-80X60	184-10168	11
HTWD-PN-80X80	184-10228	11
HTWD-PW-100X100	181-10278	13
HTWD-PW-100X40	181-10108	13
HTWD-PW-100X60	181-10178	13
HTWD-PW-100X80	181-10238	13
HTWD-PW-120X60	181-10188	13
HTWD-PW-120X80	181-10248	13
HTWD-PW-150X100	181-10288	13
HTWD-PW-15X18	181-10018	13
HTWD-PW-15X30	181-10038	13
HTWD-PW-15X40	181-10058	13
HTWD-PW-15X60	181-10118	13
HTWD-PW-25X100	181-10328	13
HTWD-PW-25X30	181-10028	13
HTWD-PW-25X40	181-10068	13
HTWD-PW-25X60	181-10138	13
HTWD-PW-25X80	181-10198	13
HTWD-PW-40X100	181-10258	13
HTWD-PW-40X40	181-10078	13
HTWD-PW-40X60	181-10148	13
HTWD-PW-40X80	181-10208	13
HTWD-PW-60X100	181-10268	13

chanhvinh.com

Appendix
Alphanumerical Index

Type	Article-No.	Page
HTWD-PW-60X40	181-10088	13
HTWD-PW-60X60	181-10158	13
HTWD-PW-60X80	181-10218	13
HTWD-PW-80X100	181-10329	13
HTWD-PW-80X40	181-10098	13
HTWD-PW-80X60	181-10168	13
HTWD-PW-80X80	181-10228	13
HTWD-PWB-100X100	181-10277	21
HTWD-PWB-100X80	181-10237	21
HTWD-PWB-150X100	181-10287	21
HTWD-PWB-25X100	181-10327	21
HTWD-PWB-25X30	181-10027	21
HTWD-PWB-25X60	181-10137	21
HTWD-PWB-25X80	181-10197	21
HTWD-PWB-40X100	181-10257	21
HTWD-PWB-40X40	181-10077	21
HTWD-PWB-40X60	181-10147	21
HTWD-PWB-40X80	181-10207	21
HTWD-PWB-60X100	181-10267	21
HTWD-PWB-60X40	181-10087	21
HTWD-PWB-60X60	181-10157	21
HTWD-PWB-60X80	181-10217	21
HTWD-PWB-80X100	181-10347	21
HTWD-PWB-80X80	181-10227	21
HTWD-R4	181-42400	26
HTWD-R6	181-42500	26
HTWD-R6	181-42600	26
HTWD-RB	181-45130	27
HTWD-RT4	181-41542	26
HTWD-RT6	181-41564	26
HTWD-TL	181-45019	25
HTWD-WFWR	181-10010	24
HWPP16	161-64201	28
HWPP16	161-64202	28
HWPP16	161-64203	28
HWPP16	161-64207	28
HWPP20	161-64301	28
HWPP20	161-64302	28
HWPP20	161-64303	28
HWPP20	161-64304	28
HWPP25	161-64401	28
HWPP25	161-64402	28
HWPP25	161-64403	28
HWPP25	161-64407	28
HWPP30	161-64501	28
HWPP30	161-64502	28
HWPP30	161-64503	28
HWPP30	161-64504	28
HWPP40	161-64601	28
HWPP8	161-64101	28
HWPP8	161-64102	28
HWPP8	161-64103	28
HWPP8	161-64104	28
IT18FL	111-81919	46
IT18R	111-81821	46
KR6G5	151-24619	73
KR8G5	151-24819	73
LKM	151-26301	76
LKM	151-26304	76
MB1	151-28119	75
MB2	151-28210	75
MB2	151-28219	75
MB2A	151-01802	71
MB2APT-I	151-01556	70
MB3	151-28359	71
MB3A	151-28320	71
MB3A	151-28349	71
MB3APT-I	151-01557	70
MB3APT-I	151-01558	70
MB4	151-28479	71
MB4A	151-28412	71
MB4A	151-28469	71
MB4A3	151-28430	71
MB4APT-I	151-01559	70
MB4APT-I	151-01560	70
MB5	151-00324	71
MB5APT-I	151-01561	70
MBMLE-DE10X45	544-80103	54
MBMLE-DE10X90	544-80104	54
MBMLE-DE20X45	544-80203	54
MBMLE-DE20X90	544-80204	54
MK20	110-20006	67
MP2M3	151-24219	77
MP3M3	151-24319	77
MP4M3	151-24419	77
MP5M3	151-24519	77
MSMP4	150-83499	77
MSMP5/10	151-25519	77
MSMP6/6	151-25619	77
Q18I	109-00004	62
Q18I	109-00033	62
Q18L	109-00007	62
Q18L	109-00036	62
Q18R	109-00001	62
Q18R	109-00030	62
Q30L	109-00012	62
Q30L	109-00041	62
Q30LR	109-00014	62
Q30LR	109-00043	62
Q30R	109-00010	62
Q30R	109-00039	62
Q50I	109-00020	62
Q50I	109-00049	62
Q50L	109-00022	62
Q50L	109-00051	62
Q50R	109-00018	62
Q50R	109-00047	62
Q50REC4A	156-01085	66
Q50REC4B	156-01086	66
Q50REC5A	156-01087	66
Q50REC5B	156-01088	66
QM20	151-10901	72
QM20	151-10911	72
QM20A	151-10904	72
QM20A	151-10914	72
QM30	151-10902	72
QM30	151-10912	72
QM30A	151-10905	72
QM30A	151-10915	72
QM40	151-10903	72
QM40	151-10913	72
QM40A	151-10906	72
QM40A	151-10916	72
QT10065R	151-10953	45
QT7016R	151-10950	45
QT7040R	151-10951	45
QT7040S	151-10952	45
RA13	151-13021	78
RA13APT-I	151-01636	78
RA18	151-13119	78
RA3	151-13018	78
RA6	151-13019	78
RA6APT-I	151-01635	78
RA9	151-13020	78
RB14	151-00502	78
RB14	151-00505	78
RB20	151-00831	78
RB5	151-14000	78
RB5	151-14059	78
RB8	151-13601	78
RB8	151-13606	78
RT50RSF	115-07010	64
RT50SFK	115-06960	64
SBPE1.5	161-41000	29
SBPE1.5	161-41001	29
SBPE1.5	161-41002	29
SBPE16	161-41300	29
SBPE16	161-41301	29
SBPE16	161-41302	29
SBPE4	161-41100	29
SBPE4	161-41101	29
SBPE4	161-41102	29
SBPE4D	161-41103	29
SBPE4D	161-41104	29
SBPE4D	161-41105	29
SBPE9	161-41200	29
SBPE9	161-41201	29
SBPE9	161-41202	29
SBPE9D	161-41203	29
SBPE9D	161-41204	29
SBPE9D	161-41205	29
SBPEFR1.5	161-43000	30
SBPEFR1.5	161-43001	30
SBPEFR16	161-43300	30
SBPEFR16	161-43301	30
SBPEFR4	161-43100	30
SBPEFR4	161-43101	30
SBPEFR9	161-43200	30
SBPEFR9	161-43201	30
T18I	111-02319	60
T18I	111-02370	60
T18L	111-02110	60
T18L	111-02119	60
T18R	111-01910	60
T18R	111-01919	60
T18RFT6	150-09110	65
T18RSF	111-85519	63
T18RSF	111-85560	63
T18S	111-02809	60
T25L	111-02500	60
T25L	111-02519	60
T25LL	111-02619	60
T30L	111-03410	60
T30L	111-03419	60
T30LL	111-03500	60
T30LL	111-03529	60
T30R	111-03210	60
T30R	111-03219	60
T30RFT6	150-77950	65
T40R	111-01626	60
T50I	111-05210	61
T50I	111-05219	61
T50L	111-05400	61
T50L	111-05409	61
T50LL	111-06002	61
T50M	111-06200	61
T50M	111-06201	61
T50R	111-05000	61
T50R	111-05013	61
T50RFT6	150-77938	65
T50ROSFT6SD	156-00085	65
T50ROSFT6SD	156-05902	65
T50RSFM	111-85729	63
T50S	111-05810	60
T50S	111-05819	60
T50SL5	111-85369	63
T50SL5	126-00001	63
T50SL5	126-00005	63
T50SL6	111-85460	63
T50SL7	111-85479	63
T50SSFM	111-85739	63
T50SSFM	126-00032	63
T50SSFM	126-01104	63
T80I	111-08210	61
T80I	111-08229	61
T80L	111-05410	61
T80L	111-05419	61
T80R	111-05019	61
T80R	111-08010	61
T82R-RD	500-50822	48, 52
T82S-BK	500-50820	48, 52
TAG05-08TC-1216-WH	596-12147	51
TAG05-15TC-1216-WH	596-12151	51
TAG06-10TC-1216-WH	596-12149	51
TAG07TD1-1209-WHCL	596-71209	38
TAG08-15TC-1216-WH	596-12152	51
TAG100-30TDK1-1220-WH	596-00571	53
TAG100-70TDK1-1220-WH	596-00572	53
TAG102-64TD1-892-WH	596-12265	46
TAG107TD3-1209-WHCL	596-01209	38
TAG10TD2-1209-WHCL	596-12090	38
TAG120A4-270-YE	597-12027	52
TAG121A4-270-YE	597-12127	52
TAG121FA4-270-YE	597-92127	52
TAG122A4-270-YE	597-12227	52
TAG122FA4-270-YE	597-92227	52
TAG123A4-270-YE	597-12327	52

03/2017 031-93468
BRO Panel Builder

chanhvinh.com

Type	Article-No.	Page
TAG124A4-270-YE	597-12427	52
TAG124FA4-270-YE	597-92427	52
TAG125A4-270-YE	597-12527	52
TAG125FA4-270-YE	597-92527	52
TAG126A4-270-YE	597-12627	52
TAG127A4-270-YE	597-12727	52
TAG127FA4-270-YE	597-92727	52
TAG128A4-270-YE	597-12827	52
TAG128FA4-270-YE	597-92827	52
TAG13-07TDK1-1220-WH	596-00560	53
TAG15-09TE-1211-YE	596-21211	50
TAG15-09TE-880-YE	596-12174	50
TAG16-06TE-1211-YE	596-01211	50
TAG16-06TE-880-YE	596-12172	50
TAG18-07TD1-892-WH	596-12253	46
TAG19-11TE-880-YE	596-12175	50
TAG1TD2-1209-WHCL	596-21209	38
TAG20-08TE-1211-YE	596-11211	50
TAG20-08TE-880-YE	596-12173	50
TAG22-22TDK1-1220-WH	596-00561	53
TAG22TD3-1209-WHCL	596-32091	38
TAG23-06TD1-892-WH	596-12255	46
TAG23TD5-1209-WHCL	596-12095	38
TAG24TD1-1209-WHCL	596-12094	38
TAG25TD3-1209-WHCL	596-51209	38
TAG26TD6-1209-WHCL	596-12096	38
TAG27-08TDK1-1220-WH	596-00562	53
TAG27-12.5TDK1-1220-WH	596-00558	53
TAG27-15TDK1-1220-WH	596-00563	53
TAG27-18TDK1-1220-WH	596-00564	53
TAG27-27TDK1-1220-WH	596-00565	53
TAG2TD6-1209-WHCL	596-61209	38
TAG35-18TDK1-1220-WH	596-00566	53
TAG36TD7-1209-WHCL	596-12097	38
TAG38-11TE-1211-YE	596-41211	50
TAG38-11TE-880-YE	596-12176	50
TAG38TD3-1209-WHCL	596-12098	38
TAG3TD3-1209-WHCL	596-31209	38
TAG45-15TDK1-1220-WH	596-00567	53
TAG45-25TDK1-1220-WH	596-00568	53
TAG51TD3-1209-WHCL	596-12091	38
TAG56-22TE-1211-YE	596-51211	50
TAG56-22TE-880-YE	596-12177	50
TAG60-30TDK1-1220-WH	596-00569	53
TAG63TD1-892-WH	596-12263	46
TAG6TD1-1209-WHCL	596-11209	38
TAG90-45TDK1-1220-WH	596-00570	53
TAG91TD1-1209-WHCL	596-41209	38
TAG9TD3-1209-WHCL	596-91209	38
TAGUL10X51-4WH	556-82000	37
TAGUL10X51-4YE	556-82001	37
TAGUL20X51-4WH	556-82005	37
TAGUL20X51-4YE	556-82004	37
TCGT12-4WH	553-31251	36
TCGT12-4YE	553-31250	36
TCGT18-6WH	553-31851	36
TCGT18-6YE	553-31850	36
TCGT24-8WH	553-32451	36
TCGT24-8YE	553-32450	36
TCGT3-1WH	553-30351	36
TCGT3-1YE	553-30350	36
TCGT39-13WH	553-33951	36
TCGT39-13YE	553-33950	36
TCGT4.8-1.6WH	553-30451	36
TCGT4.8-1.6YE	553-30450	36
TCGT6-2WH	553-30651	36
TCGT6-2YE	553-30650	36
TCGT9-3WH	553-30951	36
TCGT9-3YE	553-30950	36
TF31-1.5/0.5	333-30150	81
TF31-12/4	333-31200	81
TF31-18/6	333-31800	81
TF31-24/8	333-32400	81
TF31-3/1	333-30300	81
TF31-6/2	333-30600	81
TF31-9/3	333-30900	81
TF34-1.5/0.5	333-30153	82
TF34-12/4	333-31203	82
TF34-18/6	333-31803	82
TF34-24/8	333-32403	82
TF34-3/1	333-30303	82
TF34-6/2	333-30603	82
TF34-9/3	333-30903	82
TT122OUT 110mm	556-00061	56
TT122OUT 60mm	556-00060	56
TT430	556-00450	55
TT822OUT 110MM	556-00101	56
TT822OUT 60MM	556-00111	56
TT932DOUT 110MM	556-00118	56
TT932DOUT 85MM	556-00117	56
TTDTHOUT 100MM	556-00141	56
TTDTHOUT 40MM	556-00139	56
TTDTHOUT 60MM	556-00140	56
TT External Reel Holder	556-00451	55
TY3F1	151-23319	75
TY8F1	151-23819	75
WIC0-0-9	561-00100	44
WIC0-0-9	561-00101	43
WIC0-A,E,L,N,R,S,T,+,-, ⏚	561-00994	43
WIC1-0-9	561-01100	44
WIC1-0-9	561-01101	44
WIC1-A,E,L,N,R,S,T,+,-, ⏚	561-01994	44
WIC2-0-9	561-02100	44
WIC2-0-9	561-02101	44
WIC2-A,E,L,N,R,S,T,+,-, ⏚	561-02994	44
WIC3-0-9	561-03100	44
WIC3-0-9	561-03101	44
WIC3-A,E,L,N,R,S,T,+,-, ⏚	561-03994	44

chanhvinh.com

Appendix

General Terms and Conditions of Sale

1. General

1.1 The following General Terms of Sale and Supply hereinafter referred to as "GTSS") apply to all current and future supplies and other services including any consultancy services and information of HellermannTyton GmbH (hereinafter referred to as "the Seller"). This will also apply even if the Seller does not refer the Customer to them again in subsequent transactions. The Customer's terms and conditions shall not form part of a contract even if the Seller does not expressly raise objections. Instead, these GTSS shall apply exclusively.

1.2 These General Terms of Sales shall apply only to companies, legal persons under private law or special funds under public law within the meaning of Section 310 paragraph 1 German Civil Code (BGB).

1.3 Quotations by the Seller are made without obligation. A duty to supply will not exist until the Seller issues a written confirmation of order.

1.4 All agreements that are made between the Seller and the Customer shall be put in writing in the contract.

1.5 In case of doubt, Incoterms 2010 shall prevail for the interpretation of trade terms.

1.6 The Customer may only assign to third parties claims against the Seller arising from this contract with the prior express consent of the Seller.

1.7 Where individual provisions of these GTSS are or become ineffective, this shall not affect the validity of the rest of the provisions. The invalid provision shall be replaced by such existing provision as is common practice in the trade for this event and, where there is no permissible provision that is common practice in the trade, the corresponding statutory provision.

2. Prices and payment conditions

2.1 Unless otherwise agreed in writing, prices quoted are ex works or ex Seller's warehouse exclusive of ancillary costs such as freight, customs clearance, packaging and insurance. Turnover Tax at the current statutory rate will apply. For minimum orders under 150 Euros (net less Turnover Tax) the Seller will charge a minimum order surcharge of 25 Euros (net) per delivery.

2.2 All invoices – subject to any divergent written agreement in individual cases – are payable within thirty days of date of invoice.

2.3 Payments must be made free of charge, in the agreed currency and with provision of the account number, exclusively to the Seller's accounts shown in the invoice. They must be made on the date due free of charge and without any deduction. Completion for payments of all types is the date on which the Seller has unrestricted access to the payment.

2.4 The Seller is not obliged to accept bills of exchange or cheques. If permitted they will only be accepted subject to possible discounting against payment of all charges. The Seller is not obliged to submit bills of exchange or cheques on time or to lodge protests.

2.5 In the event of payment default by the Customer, default interest of 9 (nine) percentage points p.a. over the current basic interest rate according to § 247 BGB [German Civil Code] shall be chargeable. The claiming of further loss caused by default shall remain reserved.

2.6 Rights of set-off or retention shall be available to the Customer only if its counterclaims are legally established, unchallenged or recognised by the Seller. This restriction shall not apply to the right of retention pursuant to § 320 BGB.

2.7 In the event of a petition to commence insolvency proceedings against the Customer's assets, if the Customer has initiated out-of-court proceedings to settle the debt or has stopped payments, or if the Seller is aware of other circumstances which substantially reduce the creditworthiness of the Customer and appear to threaten fulfilment by the Customer of the counter-performance, the Seller is entitled to seek security by advance payment or bank guarantee (at the Customer's choice) for outstanding supplies by fixing a period of at least one week and to delay supply until the security is made. The Seller is further entitled after the fruitless expiry of a reasonable period of grace to withdraw from this contract or to demand compensation for non-fulfilment of contract. In this case the Seller may also withdraw the authority to resell together with the authorisation to collect under 5.3 and 5.6 and the right to handle and process, combine and mix goods already supplied under 5.2 and 5.3 and also to demand the return of the goods supplied.

3. Supply and acceptance

3.1 The Seller's duty to supply is conditional on it receiving delivery that is complete, correct and on time in as far as the Seller obtains the goods as complete or as components of the goods from a subcontractor. This shall not apply if the Seller is responsible for non-delivery or delay. Failure to supply for which the Seller is not responsible shall entitle the Seller to withdraw from the Contract.

3.2 The Customer shall bear the risk and cost of shipment of the goods ex works/ ex warehouse (EXW) as well as the cost of any transport insurance. This shall also apply if shipment is by a carrier chosen by the Seller.

3.3 The risk passes to the Customer directly on leaving the Seller's premises – even in the case of carriage-paid deliveries.

3.4 Should the goods be ready to be shipped, and dispatch or assignment of space and/or acceptance is delayed on grounds beyond the Seller's control, the risk shall pass to the Customer upon receipt by the Customer of notification of readiness to ship.

3.5 The customer may not return excesses or shortfalls in supply of a reasonable size and must pay for such deliveries immediately upon receipt. Objection to an excess or shortfall in supply shall not entitle the Customer to refuse further shipments under the same or a different contract. The Seller reserves the right to oversupply or undersupply by 10% of the quantity ordered in the case of special orders. The actual quantity supplied will be invoiced in each case.

3.6 The Customer will also be in default of acceptance when the goods are ready for shipment if, in the case of delivery EXW or an agreed obligation to collect by the Seller, the delivery is merely offered in writing by the Seller or the Customer has declared that it will not accept the delivery.

3.7 The Customer must promptly accept goods notified as ready for shipment under the terms of the contract. Otherwise the Seller is entitled either to ship the goods at the risk and cost of the Customer or place the goods in store and to invoice after a grace period of one week has elapsed, as the Seller chooses. The same will apply if the goods have not been retrieved in full or in part within the period agreed for retrieval.

3.8 If the Customer falls more than one month behind in fulfilling the obligations resulting from the above arrangements, the Seller can, notwithstanding rights that extend further, demand from the Customer a contractual penalty of 5 (five) percent of the invoice value in place of fulfilment of contract, and sell the goods stored elsewhere. The contractual penalty must be calculated against the compensation the Customer would have to pay if the situation arose. The Customer must repay any quantity discount granted on earlier deliveries.

3.9 The Customer has to provide certificates of delivery. To this end, the Customer has to prove that goods have been delivered by sending the relevant original document to the Seller within four weeks of collection/shipment of the goods. If the document is not received by the Seller within this period, the Seller shall be entitled to invoice the Customer for the turnover tax applicable to the net value of goods at the moment in time.

4. Delivery periods and deadlines

4.1 Observance of delivery periods and dates is subject to the timely fulfilment of contractual obligations on the part of the Customer. Delivery periods start with the date of the Seller's confirmation of order but not before clarification of all details for execution of the order and receipt of all materials required for execution of the order and of other details to be supplied by the Customer and the receipt of any payment agreed. The delivery period will also be considered to have been met if the goods leave the works or warehouse at the time agreed or notification of readiness to ship has been sent to the Customer but the goods have not been shipped on time for reasons for which the Seller is not responsible. The above arrangements shall apply to the delivery dates correspondingly.

4.2 Unforeseeable events beyond the control of the Seller such as war, risk of war, unrest, the use of violence by third parties against persons or property, intervention involving sovereignty including currency and commercial policy measures, employment disputes at the Seller's company or its suppliers or shipping companies, interruptions to the transport links provided, fire, shortages of raw materials, shortage of energy and other non-fault operating problems at the Seller's company or its suppliers will extend fixed delivery periods and dates by the duration of the obstruction. This shall also apply to the extent that the Seller is already in default of delivery or to the extent that the foregoing obstructions to delivery were already present before conclusion of the contract but the Seller was not aware of them. The Seller shall advise the Customer immediately of obstructions of the type mentioned above.

4.3 If delivery delays caused by the obstructions last longer than two months, both parties shall be entitled to withdraw from the contract. The Customer may only withdraw if the Seller, at the former's request, fails to state within a week whether it wishes to withdraw or make delivery within a reasonable period. The same right to withdraw shall arise independently of the above period, if completion of the contract has become unreasonable for one of the parties in view of the delay that has occurred.

5. Reservation of ownership

5.1 All goods delivered shall remain the property of the Seller (reserved goods) until complete and final fulfilment of all claims arising from the business connection for whatever legal reason. The same shall also apply in respect of any future or conditional claims arising from contracts entered into concurrently or later within the context of the business connection. For current invoices, the reserved property shall serve as collateral for the receivables of the Seller from a current account relationship.

03/2017 031-93468
BRO Panel Builder

chanhvinh.com

5.2 Treatment and processing of reserved goods shall be performed for the Seller as manufacturer within the meaning of Section 950 BGB, without placing any obligation on the Seller. In the event of treatment/processing, linking or mixing of the reserved goods by the Customer with other goods not belonging to the Seller, the Seller shall have joint ownership of the new item in the ratio of the invoice value of the reserved goods to the invoice value of the other goods used. If ownership by the Seller of the reserved goods expires by linking, mixing or treatment/processing of the reserved goods the Customer will transfer the title it holds in the new part or item to the extent of the invoice value of the reserved goods and will hold it for the Seller free-of-charge with the due care of a prudent businessman. If the Seller acquires ownership or joint ownership of the new item, it shall transfer its ownership or joint ownership of the new item to the Customer under the condition of precedent that the full purchase price will be paid.

5.3 The Customer may only sell the reserved goods in the normal course of its business and only on its normal terms of business provided that concurrently the claims under the resale pass to the Seller as per 5.4 to 5.6. The Customer is not entitled to any other dispositions of the reserved goods, in particular to a pledge or transfer by way of security. The above authorisation will expire in the event of the Customer's default of payment. The authorisation may also be cancelled by the Seller in the cases listed in No. 2.6, by a breach of the foregoing obligations and in the case of non-payment of an invoice when due. In such cases, the Customer is also prohibited from treating and processing the reserved goods and linking or mixing them with other goods.

5.4 The demands and other claims including the Customer's collateral rights arising from the resale of the reserved goods are now, i.e. with the agreement of these GTSS, assigned to the Seller, which hereby accepts the assignment. They shall serve to secure the Seller's claims to the same extent as the reserved goods. If the reserved goods are sold by the Customer with other goods not supplied by the Seller, the claim arising from the resale shall be assigned in the ratio of the invoice value of the reserved goods to the invoice value of the other goods. When goods are sold to which the Seller has joint title under 5.2, the Seller shall be assigned a part corresponding to its share under the joint title.

5.5 The Customer is entitled to collect receivables from the resale. The Customer shall notify the Seller immediately of any detriment to its rights through third parties by delivering any documents required for intervention. Any intervention costs incurred shall be borne by the Customer.

5.6 The Seller may, if the Customer is more than two weeks in arrears with its payment obligations to the Seller, demand the return of the reserved goods and collect the demands and other claims assigned to the Seller. Furthermore, the Seller may use the reserved goods to satisfy its claims as soon as the Seller has withdrawn from the contract or the conditions for a claim for compensation on the grounds of non-fulfilment have arisen.

5.7 If the collectible value of the existing securities exceeds the secured claims by a total of 10 (ten) percent, the Seller, at the Customer's request, will undertake to release securities to extent selected by the Seller.

6. Nature of the goods and warranty

6.1 To the extent that the Seller places test pieces or samples at the disposal of the Customer or receives them from the Customer, or quotes analyses, DIN provisions, other domestic or foreign quality standards or gives other details on the quality of the goods, these shall merely serve to specify in more detail the services to be provided by the Seller. No guarantee of quality is associated with these details.

6.2 In particular, the Seller does not undertake to assess whether the goods meet or are suitable for the specific purpose intended by the Customer. Contrary to the rule above, in case of new parts to be developed for the Customer in accordance with the Customer`s requests, an individual agreement relating to the specific purpose is required.

6.3 The Customer shall inspect the goods delivered without delay with the care it considers reasonable and (if necessary by way of a test process) check the quality of the goods supplied and raise a claim for any identifiable defects without delay but no later than 7 (seven) days of receipt of the goods in writing (as far as possible and reasonable, enclosing samples) quoting the invoice, manufacturing and shipping numbers. Hidden defects must be similarly notified immediately when they are detected during the normal course of business. Otherwise the goods will be deemed approved without reservation. Any further obligations of the Customer under Section 377 HGB [German Commercial Code] shall not be affected.

6.4 No claims for defects will apply if the Customer fails to grant third party rights of recourse, processes defective goods without prior quality control or supplies goods claimed as defective to third parties without giving the Seller the opportunity to check the defects constituting the claim. The same shall apply to inappropriate or improper use of the goods, faulty assembly or commissioning by the Customer or third parties, improper modifications to the goods supplied, natural wear and tear and faulty or careless handling.

6.5 If claims for defects or complaints are justified, the Seller undertakes at its choice either to repair or remedy the defect or supply a replacement. Sorting measures by the Customer shall be agreed in writing with Seller prior to their commencement.
In the event of repair, the Customer shall pay any extra costs arising from the goods supplied being taken to a place other than the place of performance.

6.6 If the repair chosen by the Seller should repeatedly be unsuccessful; if it should be unreasonable to expect such of the Customer; if it should be refused by the Seller or be delayed beyond a reasonable period on grounds within the Seller's control, the Customer may – notwithstanding any claims for damages – withdraw from the contract or reduce the purchase price.

6.7 Warranty claims for defective goods shall expire within one year after passing of the risk. This shall not apply where the law prescribes longer time limits pursuant to § 438, sub-section 1, No. 2 BGB (Building Works and Items for Building Works), § 479 sub-section 1 BGB (Recourse Claim) and § 634 a sub-section 1 No. 2 BGB (Structural Defects) or where the Seller is liable due to wilful intent.

6.8 Furthermore, any claims for damages are limited according to No. (7).

7. Limitation of claims for damages and reimbursement of expenses

7.1 The Customer's claims for damages and reimbursement of expenses against the Seller or the Seller's employees, representatives and vicarious agents, on whatever legal grounds, are precluded, unless the aforementioned are held liable for wilful intent, gross negligence, the acceptance of a guarantee given, the acceptance of a risk of sourcing, harm to life, limb and health or fundamental contractual duties. This shall also apply to any claims for damages arising from incorrect supplier declarations. This ruling does not shift the burden of proof to the detriment of the Customer.

7.2 The Customer's claims for damages and reimbursement of expenses against the Seller or the Seller's employees, representatives and vicarious agents due to the infringement of essential contractual obligations are limited to the foreseeable damage typical of the contract. Essential contractual obligations will be deemed to mean such obligations as those which, when violated, threaten the purpose of the contract, e.g. in cases of substantial delay, considerable infringement of cooperation, notification or confidentiality obligations or in the case of considerable violation of obligations that may determine the success or failure of the contract. This above provision does not in any way shift the burden of proof to the detriment of the Customer.

7.3 Apart from cases involving wilful intent, gross negligence or injury to life, limb and health, when determining the amount of damages to be paid by the Seller due consideration adequately in favour of the Seller shall be given as to the economic capabilities of the Seller as well as to the nature, scope and duration of the business relations between the contractual partners as well as to a particularly unfavourable situation ofinstallation of the part supplied. Especially damages, cost and expenditures which shall be paid by the Seller must be in reasonable ratio to the value of the part supplied.

7.4 Contractual claims for damages and reimbursement of expenses against the Seller or its employees, representatives and vicarious agents, on whatever legal grounds, shall expire after one year at the latest. The special regulation for warranty claims for defective goods in No. (6.7) is not affected.

7.5 Where the Seller is mandatorily liable under the Product Liability Act of 15 December 1989 for damage to property or personal injury caused by a product's defects, the provisions of the Product Liability Act shall prevail. The foregoing rules shall still apply to an internal settlement under § 5 sentence 2 of the Product Liability Act.

8. Intellectual property rights

The Seller reserves the copyright to drawings and other design materials. Such materials must not be made accessible to third parties. Where the Seller manufactures goods to the Customer's drawings, samples or other details and infringes third-party intellectual property rights thereby, the Customer shall indemnify the Seller against all claims associated with such infringements.

9. Place of performance, jurisdiction and applicable law

9.1 Tornesch shall be the place of performance for delivery and payment.

9.2 Itzehoe shall be the forum for any legal disputes arising from or about the existence and validity of this contract including those arising from cheques or bills of exchange – insofar as the Customer is a trader or a special fund under public law. However, the Seller may instigate legal proceedings against the Seller at any other jurisdiction that is given under the Code of Civil Procedure.

9.3 The contractual relationship shall be governed by the law of the Federal Republic of Germany. The provisions of the UN Treaty on International Trade (CISG) are excluded.

September 2015

03/2017 031-93468
BRO Panel Builder

chanhvinh.com

HellermannTyton

Expertise worldwide

You will find your local contact here:

Europe

HellermannTyton GmbH – Austria
Rennbahnweg 65
1220 Vienna
Tel.: +43 12 59 99 55-0
Fax: +43 12 59 99 11
Email: office@HellermannTyton.at
www.HellermannTyton.at

HellermannTyton – Czech Republic
Email: officeCZ@HellermannTyton.at
www.HellermannTyton.cz

HellermannTyton – Denmark
Industrivej 44A, 1.
4000 Roskilde
Tel.: +45 702 371 20
Fax: +45 702 371 21
Email: htdk@HellermannTyton.dk
www.HellermannTyton.dk

HellermannTyton – Finland
Sähkötie 8
01510 Vantaa
Tel.: +358 9 8700 450
Fax: +358 9 8700 4520
Email: myynti@HellermannTyton.fi
www.HellermannTyton.fi

HellermannTyton S.A.S. – France
2 rue des Hêtres - CS 80543
78197 Trappes Cedex
Tel.: +33 1 30 13 80 00
Fax: +33 1 30 13 80 60
Email: info@HellermannTyton.fr
www.HellermannTyton.fr

HellermannTyton GmbH – Germany
Großer Moorweg 45
25436 Tornesch
Tel.: +49 4122 701-0
Fax: +49 4122 701-400
Email: info@HellermannTyton.de
www.HellermannTyton.de

HellermannTyton KFT – Hungary
Kisfaludy u. 13
1044 Budapest
Tel.: +36 1 369 4151
Fax: +36 1 369 4151
Email: officeHU@HellermannTyton.at
www.HellermannTyton.hu

HellermannTyton Ltd – Ireland
Unit A5 Cherry Orchard
Business Park
Ballyfermot, Dublin 10
Tel.: +353 1 626 8267
Fax: +353 1 626 8022
Email: sales@HellermannTyton.ie
www.HellermannTyton.co.uk

HellermannTyton S.r.l. – Italy
Via Visco, 3/5
35010 Limena (PD)
Tel.: +39 049 767 870
Fax: +39 049 767 985
Email: info@HellermannTyton.it
www.HellermannTyton.it

HellermannTyton B.V. – Belgium/Netherlands
Vanadiumweg 11-C
3812 PX Amersfoort
Tel.: +31 33 460 06 90
Fax: +31 33 460 06 99
Email (NL): info@HellermannTyton.nl
Email (BE): info@HellermannTyton.be
www.HellermannTyton.nl
www.HellermannTyton.be

HellermannTyton AS – Norway
PO Box 240 Alnabru
0614 Oslo
Tel.: +47 23 17 47 00
Fax: +47 22 97 09 70
Email: firmapost@HellermannTyton.no
www.HellermannTyton.no

HellermannTyton Sp. z o.o. – Poland
Kotunia 111
62-400 Słupca
Tel.: +48 63 2237 111
Fax: +48 63 2237 110
Email: info@HellermannTyton.pl
www.HellermannTyton.pl

HellermannTyton – Romania
Email: officeRO@HellermannTyton.at
www.HellermannTyton.at

OOO HellermannTyton – Russia
40/4, Pulkovskoe road
BC Technopolis Pulkovo, office A 8081
196158, St. Petersburg
Tel.: +7 812 386 00 09
Fax: +7 812 386 00 08
Email: info@HellermannTyton.ru
www.Hellermanntyton.ru

HellermannTyton – Slovenia
Branch Office Ljubljana
Podružnica Ljubljana, Leskoškova 6
1000 Ljubljana
Tel.: +386 1 433 70 56
Fax: +386 1 433 63 21
Email: officeSI@HellermannTyton.at
www.HellermannTyton.si

HellermannTyton España s.l. – Spain/Portugal
Avda. de la Industria 37 2 2
28108 Alcobendas, Madrid
Tel.: +34 91 661 2835
Fax: +34 91 661 2368
Email:
HellermannTyton@HellermannTyton.es
www.HellermannTyton.es

HellermannTyton AB – Sweden
Isafjordsgatan 5
16440 Kista
Tel.: +46 8 580 890 00
Fax: +46 8 580 348 02
Email: kundsupport@HellermannTyton.se
www.HellermannTyton.se

HellermannTyton Engineering GmbH – Turkey
Saray Mah Dr. Adnan Büyükdeniz Cad. No:4
Akkom Office Park 2. Blok Kat: 10
34768 Ümraniye-İstanbul
Tel.: +90 216 687 03 40
Fax: +90 216 250 32 32
Email: info@HellermannTyton.com.tr
www.HellermannTyton.com.tr

HellermannTyton Ltd – UK
William Prance Road
Plymouth International Medical
and Technology Park
Plymouth, Devon PL6 5WR
Tel.: +44 1752 701 261
Fax: +44 1752 790 058
Email: info@HellermannTyton.co.uk
www.HellermannTyton.co.uk

HellermannTyton Ltd – UK
Sharston Green Business Park
1 Robeson Way
Altrincham Road, Wythenshawe
Manchester M22 4TY
Tel.: +44 161 947 2200
Fax: +44 161 947 2220
Email: sales@HellermannTyton.co.uk
www.HellermannTyton.co.uk

HellermannTyton Ltd – UK
Cley Road, Kingswood Lakeside
Cannock, Staffordshire
WS11 8AA
Tel.: +44 1543 728282
Fax: +44 1543 728284
Email: info@Hellermanntyton.co.uk
www.HellermannTyton.co.uk

HellermannTyton Data Ltd – UK
Cornwell Business Park
43-45 Salthouse Road, Brackmills
Northampton NN4 7EX
Tel.: +44 1604 707 420
Fax: +44 1604 705 454
Email: sales@htdata.co.uk
www.htdata.co.uk

Middle East

HellermannTyton – UAE
Email: info@HellermannTyton.ae
www.HellermannTyton.ae

North America

HellermannTyton – Canada
Tel.: +1 905 726 1221
Fax: +1 905 726 8538
Email: sales@HellermannTyton.ca
www.HellermannTyton.ca

HellermannTyton – Mexico
Tel.: +52 333 133 9880
Fax: +52 333 133 9861
Email: info@HellermannTyton.com.mx
www.HellermannTyton.com

HellermannTyton – USA
Tel.: +1 414 355 1130
Fax: +1 414 355 7341
Email: corp@htamericas.com
www.HellermannTyton.com

South America

HellermannTyton – Argentina
Tel.: +54 11 4754 5400
Fax: +54 11 4752 0374
Email: ventas@HellermannTyton.com.ar
www.HellermannTyton.com.ar

HellermannTyton – Brazil
Tel.: +55 11 4815 9000
Fax: +55 11 4815 9030
Email: vendas@HellermannTyton.com.br
www.HellermannTyton.com.br

Asia-Pacific

HellermannTyton – Australia
Tel.: +61 2 9525 2133
Fax: +61 2 9526 2495
Email: cservice@HellermannTyton.com.au
www.HellermannTyton.com.au

HellermannTyton – China
Tel.: +86 510 8528 2536
Fax: +86 510 8528 2731
Email: cservice@HellermannTyton.com.cn
www.HellermannTyton.com.cn

HellermannTyton – Hong Kong
Tel.: +852 2831 9090
Fax: +852 2832 9381
Email: cservice@HellermannTyton.com.hk
www.HellermannTyton.com.sg

HellermannTyton – India
Tel.: +91 120 413 3384
Email: cservice@HellermannTyton.co.in
www.HellermannTyton.co.in

HellermannTyton – Japan
Tel.: +81 3 5790 3111
Fax: +81 3 5790 3112
Email: mkt@hellermanntyton.co.jp
www.HellermannTyton.co.jp

HellermannTyton – Republic of Korea
Tel.: +82 32 833 8012
Fax: +82 32 833 8013
Email: cservice@HellermannTyton.co.kr
www.HellermannTyton.co.kr

HellermannTyton – Philippines
Tel.: +63 2 752 6551
Fax: +63 2 752 6553
Email: cservice@HellermannTyton.com.ph
www.HellermannTyton.com.ph

HellermannTyton – Singapore
Tel.: +65 6 586 1919
Fax: +65 6 752 2527
Email: cservice@HellermannTyton.sg
www.HellermannTyton.com.sg

HellermannTyton – Thailand
Tel.: +662 237 6702 / 266 0624
Fax: +662 266 8664
Email: cservice@HellermannTyton.co.th
www.HellermannTyton.com.sg

Africa

HellermannTyton – South Africa
Tel.: +27 11 879 6600
Fax: +27 11 879 6603
Email: jhb.sales@Hellermann.co.za
www.HellermannTyton.co.za

03/2017 031-93468
BRO Panel Builder

chanhvinh.com

HellermannTyton

Wherever you need us – we are there for you

If you are looking for a local information, please visit our website www.HellermannTyton.com

Choose your country and you will be directed to the respective HellermannTyton company.



03/2017 031-93468
BRO Panel Builder

chanhvinh.com



HellermannTyton
www.HellermannTyton.com

03/2017 031-93468
BRO Panel Builder