chanhvinh.com

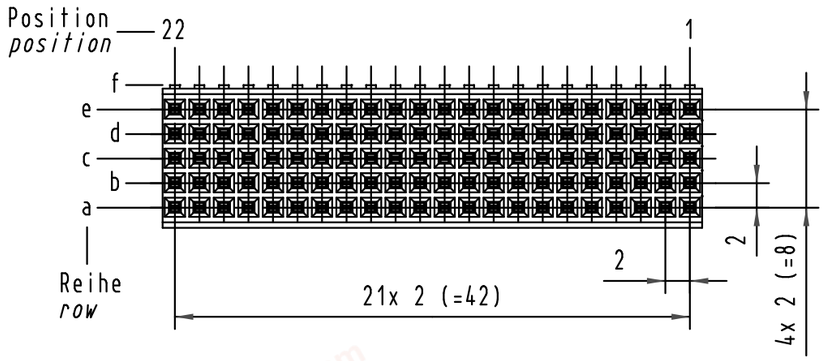

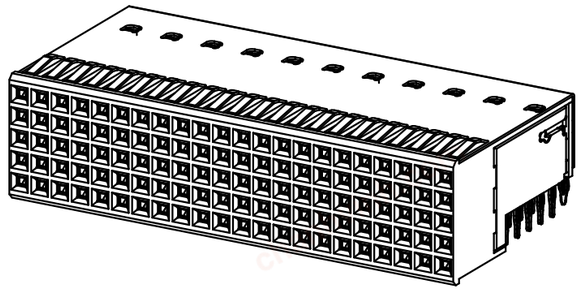

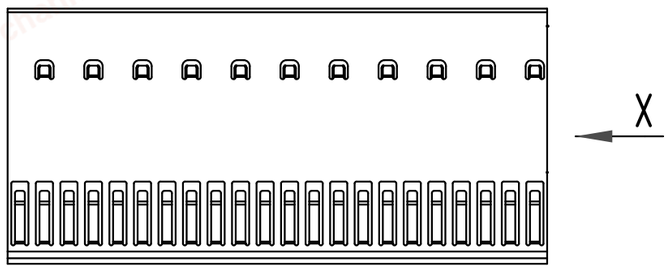

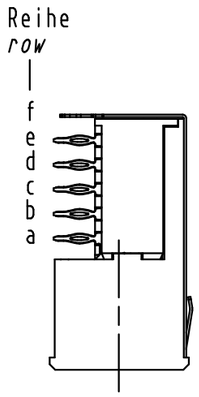

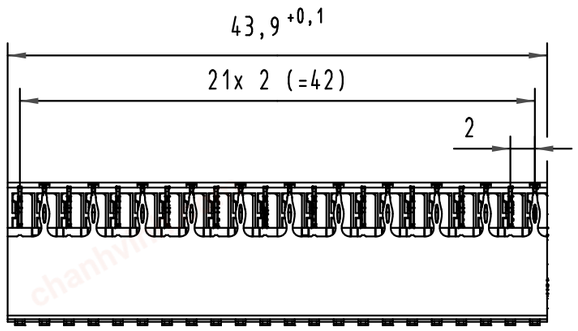

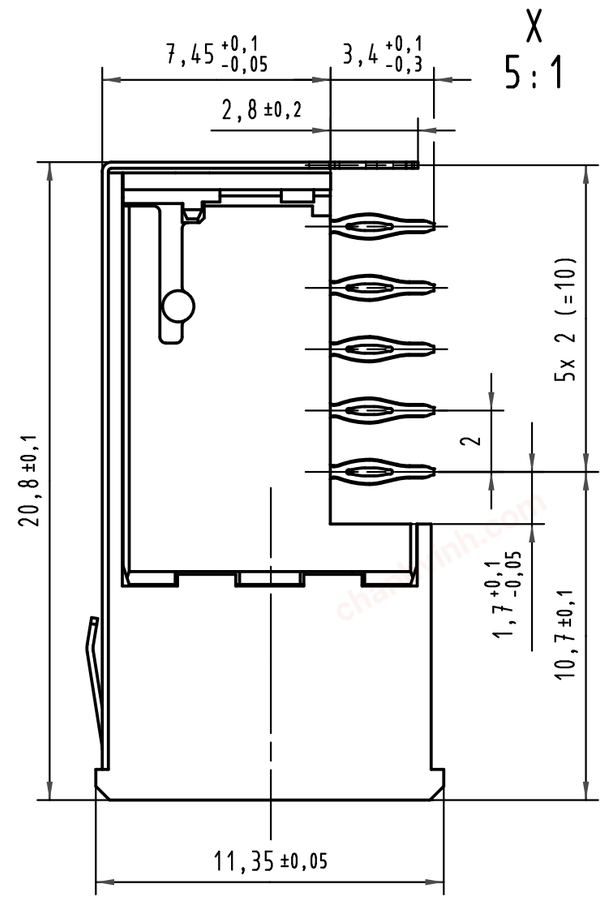

Lochbild
board drillings

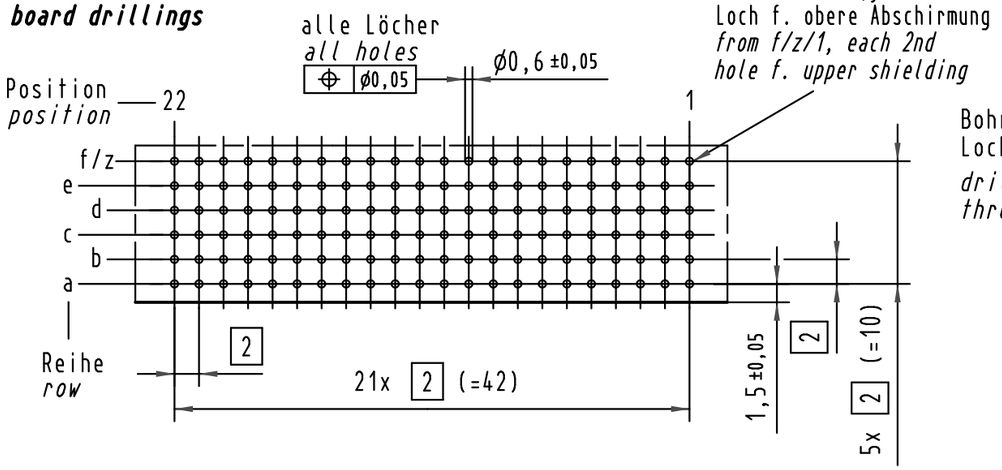

Bohrlochdurchmesser: Ø0,7 ±0,02 mm
Lochdurchmesser (mit Oberfläche): Ø0,6 ±0,05 mm
drill hole dia.: Ø0,7 ±0,02 mm
through hole dia. (after plating): Ø0,6 ±0,05 mm

Bestell-Nr. *part-No.*	Anforderungsstufe nach IEC *performance level acc. to IEC*	Kontaktoberfläche *contact plating*
17 24 110 4102	–	min.0,76µm (30µin) Au über/over min.1,27µm (50µin) Ni
17 24 110 2102	2	Au über/over Ni
17 24 110 1102	1	Au über/over Ni

All Dimensions in mm Original Size DIN A 3			Techn. Character.			Maßstab/*Scale*	Nicht tolerierte Maße/*Free size tolerances* IEC 61076-4-101
				Dat.	Name		
35456	01.12.08	TD	Detail.	30.06.99	Hm	2:1 (5:1)	har-bus HM Federleiste, Typ B-22, 110 pol. mit Schirmblech Reihe-f *har-bus HM female connector, type B-22, 110 pol. with shield row-f*
32387	18.11.04	Hl.	Insp.	30.06.99	Ko		
29412	07.05.01	Lk	Stand.				
28494	20.09.00	Koe	HARTING Electronics GmbH & Co. KG D-32339 ESPELKAMP				TB 17 24 110 x102
25016							Blatt/*page* / Sub.
Mod.	Dat.	Name					

Alle Rechte vorbehalten/ All rights reserved