chanhvinh.com

Possible applications one-way flow control valves GRLA, GRLZ



chanhvinh.com

Key features

Function

The piston speed of both advancing and retracting pneumatic cylinders can be regulated using one-way flow control valves.

This is achieved by restricting the flow rate of compressed air in exhaust air or supply air direction as required. The non-return function works in the opposite direction.

The flow control function creates an adjustable annular gap inside the valve. This gap can be increased or decreased by turning the knurled screw or slotted head screw.

The required restriction can be set with the help of this adjustment element.

General information

Standard nominal flow rate qnN

The standard nominal flow rate qnN is the volumetric flow rate based on standard conditions at an operating pressure of p_1 = 6 bar and an output pressure of p_2 = 5 bar, measured at room temperature t = 20°C.

Standard flow rate qn

The standard flow rate qn is measured at an operating pressure of p1 = 6 bar and an output pressure with respect to atmospheric pressure (p2 = 0 bar).

Symbols

Exhaust air one-way flow control function

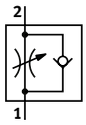

Supply air one-way flow control function

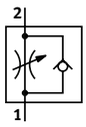

Connections



[1] Pneumatic connection 1 (compressed air connection)

[2] Pneumatic connection 2 (working port)

chanhvinh.com

Key features

Flow control functions and range of applications

Application	Description	Application	Description
Double-acting cylinder with one-way flow control valve			
Exhaust air one-way flow control function		**Supply air one-way flow control function**	
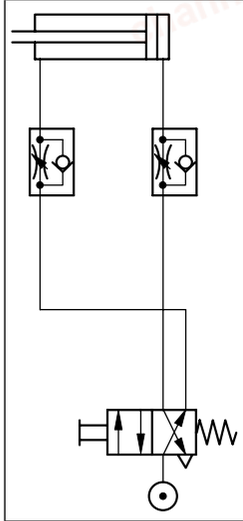	Speed is adjustable using exhaust air flow control. Free flowing supply air and throttled exhaust air ensure that the piston moves between the air pockets (improves motion, even with load changes).	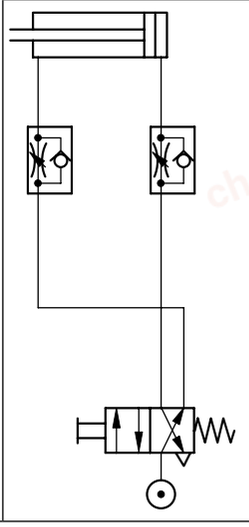	Speed for advance and return strokes can be adjusted. The flow rate is identical in both directions.
Single-acting cylinder with one-way flow control valve		**Single-acting cylinder with flow control valve**	
Exhaust air and supply air one-way flow control function		**Flow control function in both directions**	
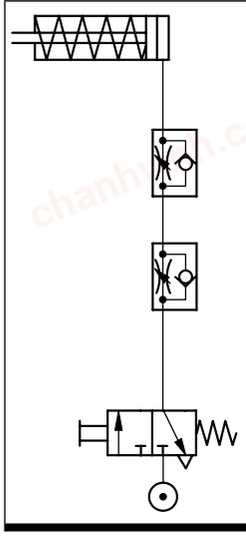	Speed for advance and return strokes can be adjusted. The flow rate can be adjusted differently for both directions.	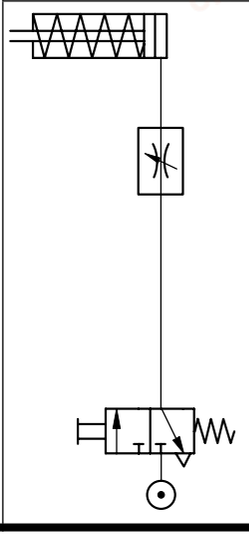	Speed adjustment through flow control on both sides is often used with single-acting or small cylinders. The benefit of this application is its simplicity.

Application examples

Mini slide SLT with one-way flow control valve, standard	Flat cylinder DZF with one-way flow control valve, mini
