chanhvinh.com

My-Com precision switches

		My-Com H	My-Com D
			
activating force	30 gram force (cN)		
	50 gram force (cN)		
	75 gram force (cN)	**My-Com H75/80**	
	250 gram force (cN)		**My-Com D250/80**
electrical data	max. AC voltage	24 VAC	24 VAC
	max. switch. current AC	50 mA	50 mA
	max. DC voltage	15 VDC	15 VDC
	max. switch. current DC	2 mA	2 mA
activating force	NPN 75 gram force (cN)		
	PNP 75 gram force (cN)		
electrical data	max. supply voltage		
	max. load current at 24 VDC		
	min. load resistance		
	output		
actuator tip		ruby	hardened steel
housing		brass nickel plated	browned brass
special features		protection class IP 67	protection class IP 67
connection diagram/output function		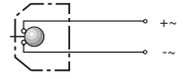 normally closed (NC) / break function	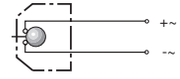 normally closed (NC) / break function
options		for connector base version, remove .../**80** and add .../**S35** * length with connector base S35 approximately 44 mm	for connector base version, remove .../**80** and add .../**S35** * length with connector base S35 approximately 74 mm
		overrun 0,6 mm approx.	pre-run / overrun 1 mm approx.
		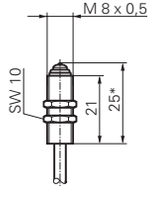	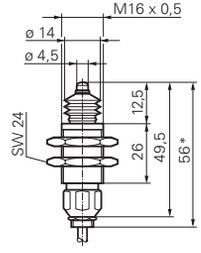

My-Com precision switches

		My-Com G	My-Com G	My-Com L
				
activating force	30 gram force (cN)			
	50 gram force (cN)			
	75 gram force (cN)			
	250 gram force (cN)			
electrical data	max. AC voltage			
	max. switch. current AC			
	max. DC voltage			
	max. switch. current DC			
activating force	NPN 75 gram force (cN)	**My-Com G75N80/L**	**My-Com G75N/S35L**	**My-Com L75N80/L**
	PNP 75 gram force (cN)	**My-Com G75P80/L**	**My-Com G75P/S35L**	**My-Com L75P80/L**
electrical data	max. supply voltage	5 - 36 VDC	5 - 36 VDC	5 - 36 VDC
	max. load current at 24 VDC	50 mA	50 mA	50 mA
	min. load resistance	480 Ω	480 Ω	480 Ω
	output	normally open (NO)	normally open (NO)	normally open (NO)
actuator tip		zirconium oxide ZrO_2	zirconium oxide ZrO_2	ruby
housing		brass nickel plated	brass nickel plated	brass nickel plated
special features		transistor output NPN / PNP protection class IP 50	transistor output NPN / PNP protection class IP 50	transistor output NPN / PNP protection class IP 67
connection diagram/output function		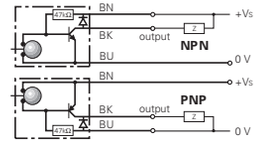	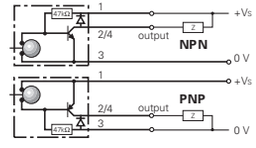	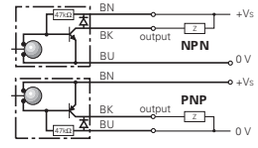
options				for connector base version, remove .../**80** and add .../**S35L** * length with connector approx. 44 mm
		overrun 1,5 mm approx.	overrun 1,5 mm approx.	overrun 0,6 mm approx.
		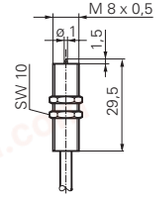	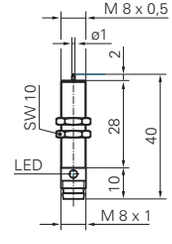	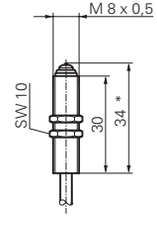

chanhvinh.com

Technical specifications

Technical characteristics

Mechanical data

Repeatability	± 0,001 mm (1 micron)
Reset (Hysteresis)	≤ 0,002 mm
Mechanical lifetime	10'000'000 switchings
Switching frequency	0 - 10 Hz
Max. activating velocity	< 30 mm/s
Temperature range	-20 °C to + 75 °C (-5 °F to + 165 °F)
Standard cable length	80 cm
Standard conductor cross section	0,14 mm^2
Standard cable material	PVC
Protection class (standard)	IP 50

Transistor output

The My-Com types L, G and M are available with a transistorized output. When supplied with this configuration the output circuit is supplied normally open (NO). A protective diode is incorporated into the circuit to protect against transients.

LED indicator

The My-Com types with transistor output are available with LED output indicators.

Increased environmental protection (IP 67)

For applications in harsh environments (dust, oil, cooling fluid) we recommend the waterproof My-Com D, H or M. The My-Com type L, with transistor output, is also available with the same protection (IP 67). The sealing membrane for all of these is made of Viton.

Maximum installation torque

If the published installation torque specifiations prove to be insufficient for your application, we recommend using a nut locking liquid to secure the My-Com. The published specifications for maximum torque must not be exceeded!

Wire color code	
BN =	Brown
BK =	Black
BU =	Blue

Max. torque figures	
My-Com D	20 Nm
My-Com E	5,5 Nm
All others	3,5 Nm

Part number key

Example

My-Com F 50 / 80
My-Com L 75 N 80 /L

- Type
- Activating force in gram force (cN)
- Transistor output
  N = NPN or P = PNP
- Cable length in cm
- LED