chanhvinh.com

Totalizers mechanic

Stroke, meter and revolution counters
Display 5 digits, manual reset by lever

H 310, M 310, U 310



H 310 - Stroke counter



M 310 - Meter counter



U 310 - Revolution counter

Features

- **Stroke, meter and revolution counters**
- **Adding and/or subtracting**
- **Display 5-digits**
- **Reset by lever**

Technical data - mechanical design

Number of digits	5 digits
Digit height	4.5 mm
Reset	Manual by reset lever. Do not let snap or make jerky movements.
Drive shaft	Both sides, ø4 mm
Ambient temperature	0...+60 °C
Housing type	Surface mount housing with mounting plate
Housing colour	Grey
Dimensions W x H x L	69 x 48 x 28 mm
Dimensions mounting plate	80 x 48 mm
Mounting	Base plate, 6 long mounting holes
Weight approx.	130 g
Materials	Housing: Hostaform POM, grey Base blate: steel zinc-coated

Subject to modification in technic and design. Errors and omissions excepted.

chanhvinh.com

Totalizers mechanic

Stroke, meter and revolution counters
Display 5 digits, manual reset by lever

H 310, M 310, U 310

Technical data - mechanical design

H 310	
Function	Stroke counter
Display	White numbers on black
Count mode	Adding in a stroke direction to be indicated. 1 stroke = 1 count
Stroke	>38° to <60°
Stroke lever	To be positioned on shaft at will. Stroke lever relocates automatically to start position.
Stroke frequency	≤500 strokes/min
Measuring range	99 999
M 310	
Function	Meter counter
Display	White numbers on black Decimal digits in red
Count mode	Adding in a rotational direction to be indicated, subtracting in reverse direction. 5 revs. = 10 counts
Measuring speed	<200 m/min (measuring wheel)
Measuring accuracy	1 dm
Measuring range	9999.9 m
U 310	
Function	Revolution counter
Display	White numbers on black
Count mode	Adding in a rotational direction to be indicated, subtracting in reverse direction. 1 rev. = 1 count
Operating speed	≤3000 rpm
Measuring range	99 999

Direction of strokes and rotation



Away from user
Sense of rotation or stroke direction I



Toward user
Sense of rotation or stroke direction II

Accessories

Measuring wheels for M 310	
MR211.04A	Circumf. 20 cm, knurled aluminium
MR241.04D	Circumf. 20 cm, smooth Hytrel TPE-E
MR261.04A	Circumf. 20 cm, knopped rubber NBR Nitril
MR291.04D	Circumf. 20 cm, grooved Hytrel TPE-E

Subject to modification in technic and design. Errors and omissions excepted.

chanhvinh.com

Totalizers mechanic

Stroke, meter and revolution counters
Display 5 digits, manual reset by lever

H 310, M 310, U 310

Part number

Stroke counter

H 310. | 010 | A | 01 | |

- Display / direction of stroke
  - A 5 digits 99 999 / I
  - B 5 digits 99 999 / II
- Count mode / drive
  - 01 1 stroke = 1 digit / drive shaft on both sides
- Housing
  - A Surface mount housing, grey
- Reset
  - 010 With reset lever

Meter counter

M 310. | 010 | A | 06 | |

- Display / direction of rotation
  - C 5 digits 9999.9 / I
  - D 5 digits 9999.9 / II
- Count mode / drive
  - 06 5 revolutions = 10 digits = 1.0 m / drive shaft on both sides
- Housing
  - A Surface mount housing, grey
- Reset
  - 010 With reset lever

Revolution counter

U 310. | 010 | A | 01 | |

- Display / direction of rotation
  - A 5 digits 99 999 / I
  - B 5 digits 99 999 / II
- Count mode / drive
  - 01 1 revolution = 1 digit / drive shaft on both sides
- Housing
  - A Surface mount housing, grey
- Reset
  - 010 With reset lever

Subject to modification in technic and design. Errors and omissions excepted.

chanhvinh.com

Totalizers mechanic

Stroke, meter and revolution counters
Display 5 digits, manual reset by lever

H 310, M 310, U 310

Dimensions

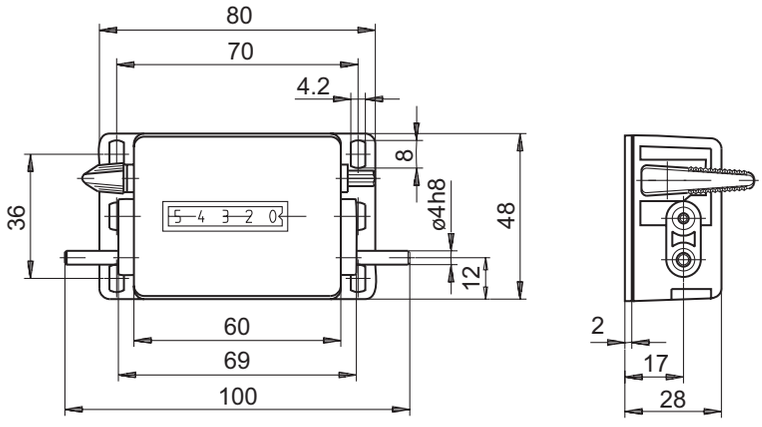

Stroke lever and stroke

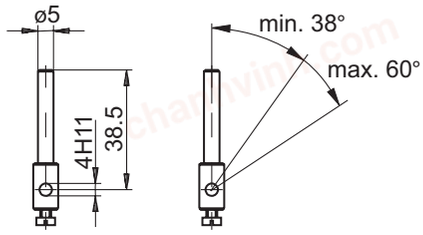

Subject to modification in technic and design. Errors and omissions excepted.