chanhvinh.com

SW-9400-9600-1801

9400-9600 series

Momentary pushbutton switches



DISTINCTIVE FEATURES

Two case lengths
Three electrical functions
Sealing options
Model X1146 with Ø 16 (.630) bushing



ELECTRICAL SPECIFICATIONS

- Max. current/voltage rating with resistive load :
  - silver contact (A) : 1 A 30 VDC
  - gold plated contacts (CD) : 100 mA 30 VDC
- Initial contact resistance : 50 mΩ max.
- Insulation resistance : 1,000 MΩ min. at 500 VDC
- Dielectric strength :
  1,000 Vrms 50 Hz min. between terminals
  1,500 Vrms 50 Hz min. between terminals and frame
- Electrical life : 250,000 cycles

GENERAL SPECIFICATIONS

- Total travel :

9600-9400-9400Y		9600N-9400N
Functions 3 and 5	Function 2	Function 3
1.3 mm	2 mm	0.9 mm

- Torque : 1.25 Nm (.922 Ft.lb) max. applied to nut
- Operating temperature : -30 °C to +65 °C (-22 °F to +149 °F)

MATERIALS

- Case : thermoplastic UL94-V0
- Actuator : polyamide, glass filled
- Bushing : brass, nickel plated
- Contacts :
  A : silver
  CD : brass, gold plated
- Terminal seal : epoxy

APEM products may be recycled at end-of-life for the re-claiming of valuable metal components.

The company reserves the right to change specifications without notice.

chanhvinh.com

9400-9600 series

Momentary pushbutton switches

PANEL CUT-OUT

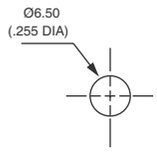

TERMINALS

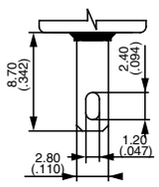

9600Z1

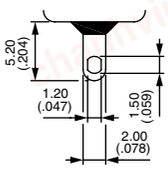

9600

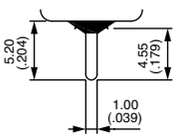

9400

ELECTRICAL FUNCTIONS

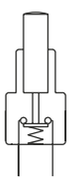

Function **2** (NC)

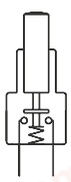

Function **3** (NO)

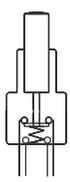

Function **5** (combined)

chanhvinh.com

9400-9600 series

Momentary pushbutton switches

BUILD YOUR PART NUMBER

BASIC PART NUMBER

9	___	___	___
SERIES	TERMINALS, CASE AND BUSHING	NUMBER OF POLES	ELECTRICAL FUNCTIONS

TERMINALS, CASE AND BUSHING

Case length 11.2 (.440)

4	Straight PC terminals
6	Solder lug terminals
4..Y	Straight PC terminals, bracket mounting

Case length 8.5 (.334)

4..N	Straight PC terminals
6..N	Solder lug terminals
6..NZ1	Quick-connect terminals

All models have Ø 6.35 (1/4) threaded bushing.

NUMBER OF POLES

3	Single pole

ELECTRICAL FUNCTIONS

2	Normally closed (NC)
3	Normally open (NO)
5	Combined (NC/NO)

OPTIONS

___	___	___	ORDER SEPARATELY.
CONTACT MATERIALS	SEALING	SPECIAL OPTIONS	CAPS

CONTACT MATERIALS

A	Silver
CD	Brass, gold plated

SEALING

B	Epoxy sealed terminals (standard)
KB	Front panel sealing by two O-rings - not available with 9400Y.

SPECIAL OPTIONS

X1146	Bushing Ø 16 (.630)
X601	Special contact, lower rating

CAPS

U900	Ø 5 (.196)
U1140	Ø 8 (.314)
U1720	Ø 9.4 (.370)
U480	Ø 10 (.393) standard
U630	Ø 15 (.590)
U2430	Square - Height 4 (.157)
U2020	Square - Height 6 (.236)

ABOUT THIS SERIES

On the following pages, you will find successively basic part numbers of switches and options in the same order as in above chart.

Notice : please note that not all combinations of above numbers are available. Refer to the following pages for further information.

Sealing boots are available to protect the switches against dust and water. See "Sealing Boots" section of website.

Mounting accessories : standard hardware supplied with all models : 2 hex nuts 8 mm (.314) across flats and 1 lockwasher. Standard and special hardware available is presented in the “Hardware“ section of website.

chanhvinh.com

9400-9600 series

Momentary pushbutton switches

SOLDER LUG TERMINALS
CASE LENGTH 11.2 (.440) : 9600



9632 B	Normally Closed
9635 B	Combined function

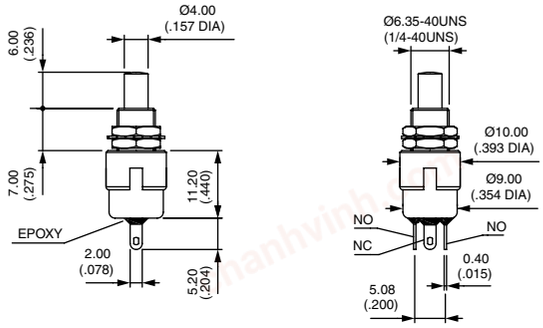

STRAIGHT PC TERMINALS
CASE LENGTH 11.2 (.440) : 9400



9432 B	Normally Closed
9433 B	Normally Open
9435 B	Combined function

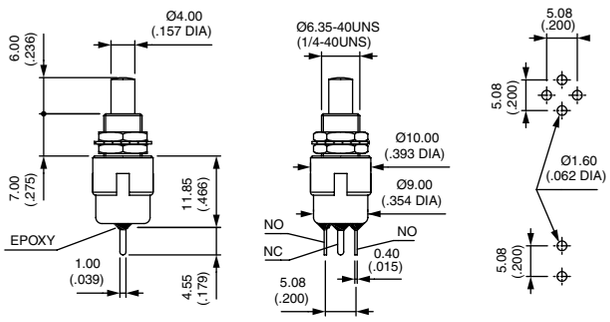

BRACKET MOUNTING
CASE LENGTH 11.2 (.440) : 9400Y



9432Y B	Normally Closed
9433Y B	Normally Open
9435Y B	Combined function

The bracket is not fastened to the switch.

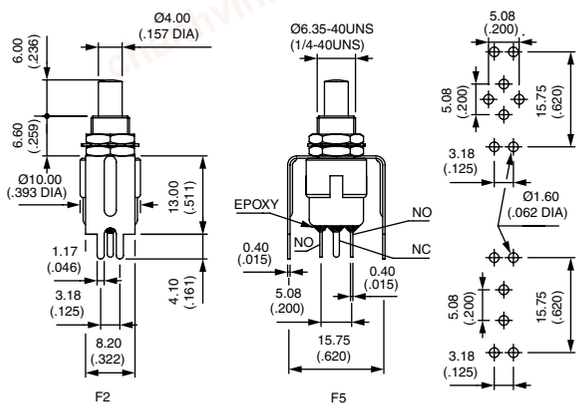

SOLDER LUG TERMINALS
CASE LENGTH 8.5 (.334) : 9600N



9633N B	Normally Open

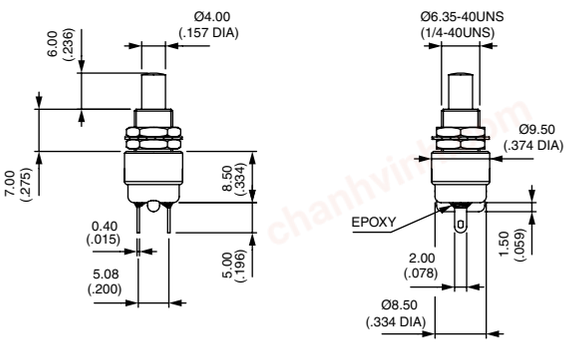

Also available with quick-connect terminals 2.8 x 0.5 mm : **9633NZ1**

chanhvinh.com

9400-9600 series

Momentary pushbutton switches

STRAIGHT PC TERMINALS
CASE LENGTH 8.5 (.334) : 9400N



9433N B — Normally Open

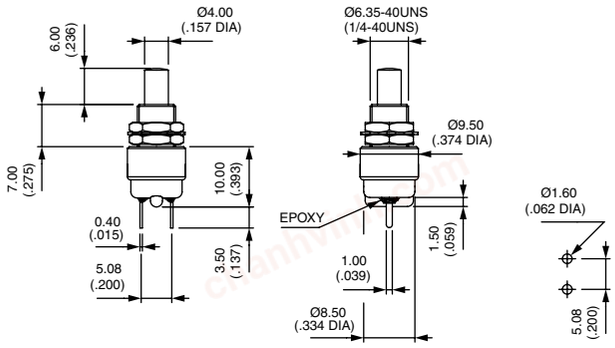

BUSHING Ø 16 (.630)
METAL PLUNGER : 9633•X1146



Silver contact
9633ABX1146 — Normally Open

Gold plated silver contacts
9633ADBX1146 — Normally Open

Panel cut-out : Ø 16.2 (.637)
Max. current/voltage rating. : 1 A 30 VDC
Epoxy sealed terminals. Options of the following pages not applicable.

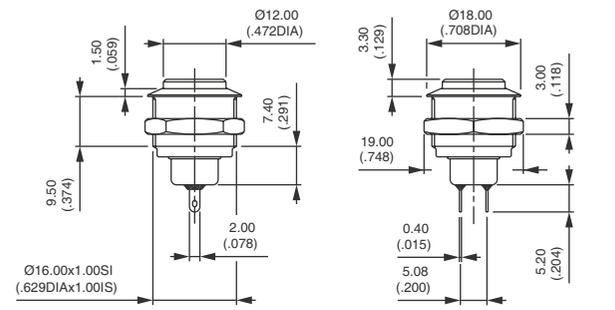

Hex nut 19 (.748) across flats

CONTACTS MATERIALS

BASIC P/N

A Silver
CD Brass, gold plated

Special contact, lower rating : see X601 under "Special options".

SEALING

BASIC P/N

B Epoxy sealed terminals (standard)

KB Combined sealings
Epoxy sealed terminals + front panel sealing by two O-rings. Protects the switch against water and dust.
Panel seal withstands 0.1 bar pressure.
Option KB not available on 9400Y model.

Sealing boots : see “Sealing boots“ section of website.

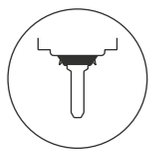

B

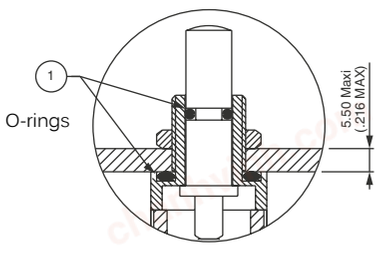

KB

chanhvinh.com

9400-9600 series

Momentary pushbutton switches

SPECIAL OPTIONS

BASIC P/N ..... ☐ ..... ☐ ..... ☐

X601 Silver plated brass contacts
Current/voltage rating for an electrical life of 20,000 cycles : 0.5 A 30 VDC.
Minimum quantity : 5,000 pieces per model and shipment.

X1146 Model with dia. 16 (.630) bushing and metal plunger
See previous page.

CAPS

Order separately.

For cap colors, replace last "0" by number :

1	Blue
1/4	Dark blue
2	Black
3	Green
4	Grey
5	Yellow
6	Red
7	Ivory
7/1	White
9	Orange

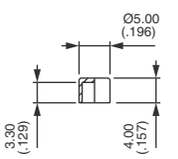

U900

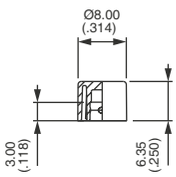

U1140

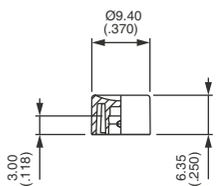

U1720

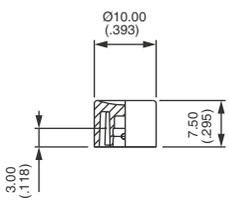

U480
Standard

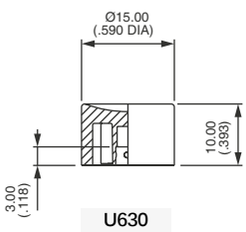

U630

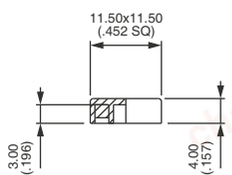

U2430
Square

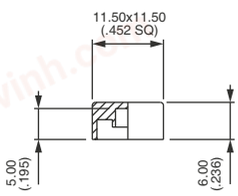

U2020
Square

DRESS NUTS

Order separately. Chrome plated.

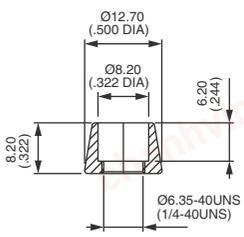

U1636
For cap U1140

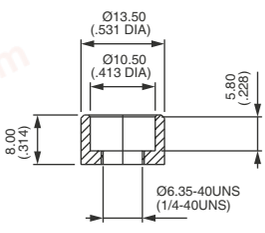

U840
For cap U480

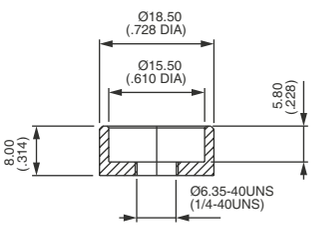

U825
For cap U630