chanhvinh.com

OPTIONS

5000 series

Toggle switches

SPECIAL OPTIONS

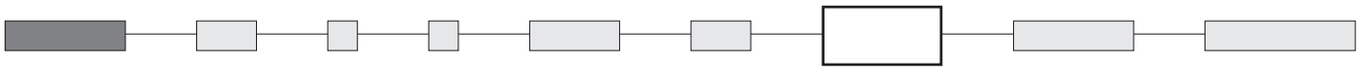

Blank No special requirement

X408 Front panel sealing by two O-rings. Flatted bushing for precise orientation.
Protects the switch against water and dust.
Panel seal withstands 1 bar pressure and remains sealed even when switch is operated. Includes sealed terminals (option B).

⚠ Available only on models with threaded bushing except 5600M.
Not available with levers 8, 9, 12, 22, 23.

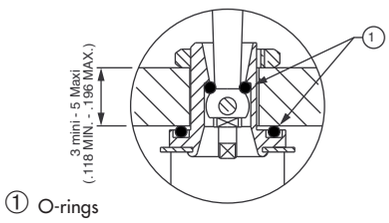

X404 **Horizontal right angle with reduced overall dimensions**
(shown with lever -16)

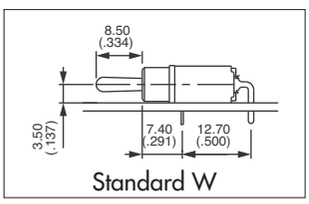

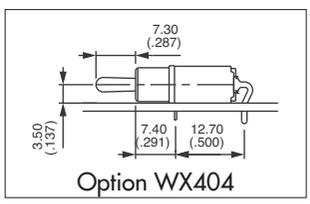



Single pole	Double pole	III	II	I
		2-3		1-2
		5-6		4-5
5236W X404	**5246W X404**	ON	-	ON
5239W X404	**5249W X404**	ON	OFF	ON
5237W X404	**5247W X404**	MOM	OFF	MOM
5238W X404	**5248W X404**	ON	OFF	MOM
5232W X404	**5242W X404**	ON	-	MOM
	5244W X404*	ON	ON	ON
	5244W1R X404*	ON	ON	MOM
	5244W2R X404*	MOM	ON	MOM

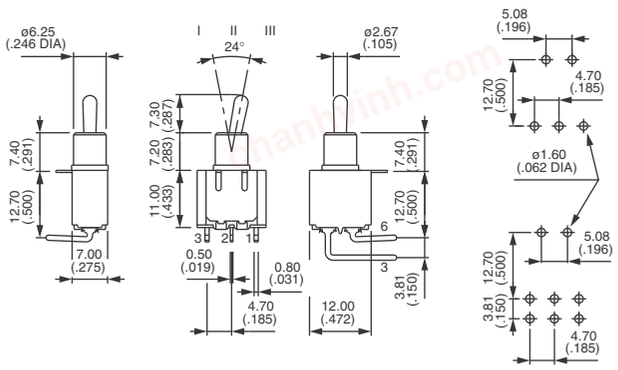

* Function 4 : SP in DP case - specify CT or TH connections, see end of catalogue.

Levers lenghts for WX404 (also available with X445 option)

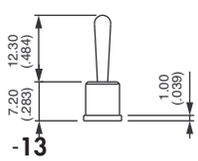

-13

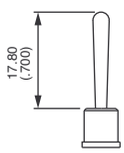

-2

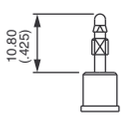

-4N (for paddles)

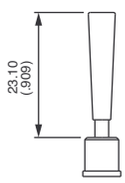

-8

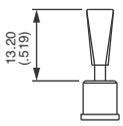

-9

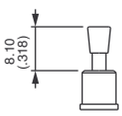

-12

Note : levers -8, -9 and -12 not available with function 2 (ON-MOM)

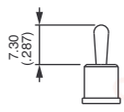

-16

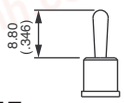

-17

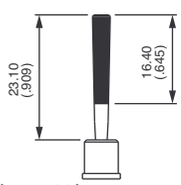

-21 (+U640)*

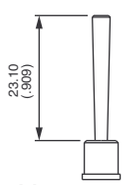

-22

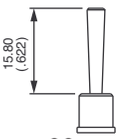

-23

* U640 to be placed in last box of ordering format. Replace 0 by colour code.

Insulating caps and paddles for X404 :

Insulating cap U1710 available with lever style 16.
Paddles U240N, U290N and U390N available with lever style 4N. See details on next pages.

chanhvinh.com

5000 series

Toggle switches

OPTIONS

A

SPECIAL OPTIONS (continued)

With options X372, X386, X442 and X445, the lever lengths indicated on previous pages will be modified.

X371 Plain bushing Ø 6,25 mm (.246) (instead of standard threaded bushing).

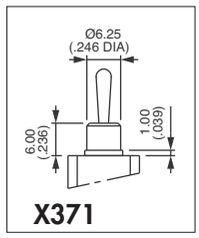

X372 Threaded bushing Ø 6,35 (1/4). **Height 7 mm (.274).**

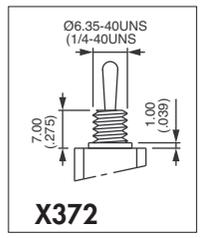

X386 Threaded bushing Ø 6,35 mm (1/4) to replace plain bushing on models W - WW and Y.

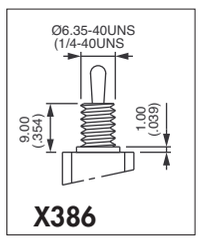

X442 Threaded bushing Ø 6,35 mm (1/4) - **Height 9,9 mm (.389)**.

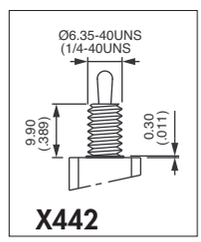

X445 Plain bushing. **Height 7,2 mm (.283)** - for W, WW and Y models. Available with the same levers, insulating cap and paddles as X404.`

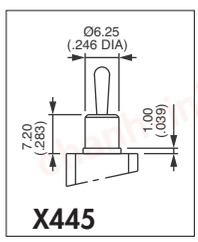

X601 **Silver plated brass contacts**.
Current/voltage rating for an electrical life of 20.000 cycles : 0,5A 30VDC.
Minimum quantity : 5.000 pieces per model and shipment.

X681 **Satin chrome** actuator

X814 **Switches for peak currents**

Peak current up to 120A (1 ms) 60VDC - single/double pole



Single pole
5636A X814 ON - ON

Double pole
5646A X814 ON - ON

- Contacts : silver/nickel alloy (AgNi)
- Max. current/voltage rating : 2/120A (1 ms) 60VDC - 10.000 cycles
- Further specifications and dimensions : see 5600 series.
- General information on peak currents : see end of catalogue.

X902 Plain bushing Ø 6,25 mm (.246) - **Height 9 mm (.354)** (not available with K sealing option).

X916 Locking lever on model with plain bushing.

